



Contents lists available at ScienceDirect

Marine Pollution Bulletin

journal homepage: www.elsevier.com/locate/marpolbul

Microplastics in gut contents of coastal freshwater fish from Río de la Plata estuary

Rocío S. Pazos^{a,b,*}, Tomás Maiztegui^{a,b}, Darío C. Colautti^{a,b}, Ariel H. Paracampo^{a,b}, Nora Gómez^{a,b}

^a Instituto de Limnología “Dr. Raúl A. Ringuelet”, UNLP-CONICET (CCT La Plata), CC 712, 1900 La Plata, Argentina

^b Consejo Nacional de Investigaciones Científicas y Técnicas (CONICET), Argentina

ARTICLE INFO

Keywords:

Estuarine debris
Fish assemblages
Microplastics ingestion
South America

ABSTRACT

The presence of microplastics (MPs) in gut contents of coastal freshwater fish of the Río de la Plata estuary was studied. Samples were taken in six sites where 87 fish belonging to 11 species and four feeding habits were captured. Presence of MPs was verified in the 100% of fish. The fibres represented the 96% of MPs found. The number of MPs in gut contents was significantly higher close to sewage discharge. There was not found relationship between number of MPs and fish length, weight or feeding habit. The spatial differences in mean number of MPs in fish observed in this study, suggest that environmental availability of MPs could be of great importance to explain the differences found among sampling sites analysed. This work represents the first study about the interaction between MPs and aquatic organisms in this important estuarine ecosystem of South America.

1. Introduction

The annual production of plastic has increased significantly from 1.5 million t in the 1950s to an estimated 299 million t in 2013 (PlasticsEurope, 2015). As a direct consequence of the massive use of plastics in modern society, plastic waste is accumulating, especially in urbanized areas, where it often ends up in waterways and is ultimately transported into the ocean (Thompson et al., 2004; Browne et al., 2015). Through urban runoff, plastic debris carried by streams and rivers reach the coastal seas and oceans (Gregory, 2009; Andrady, 2011; Rech et al., 2014) and particularly in a greater extent in estuarine environments (Acha et al., 2003). However, plastic debris does not only come from land; fishing activities (e.g. gears lost or forsaken at sea, Tschernij and Larsson, 2003), marine traffic (e.g. accidental and deliberate dumping, Mato et al., 2001; Moore, 2008), and recreational coastal activities (e.g. irresponsible individual actions, Gregory, 1996; Bravo et al., 2009) are also important sources of coastal and marine litter. Because plastic polymers show minimal biological degradation, they remain in the environment for hundreds to thousands of years, where they break down into smaller pieces owing to ultraviolet radiation, physical forces and hydrolysis (Moore, 2008). Different studies have shown the detrimental effects of plastics on the biota, such as physical entanglement, decreased nutrition from intestinal blockage, and suffocation or decreased mobility (Derraik, 2002, reviewed in

Gregory, 2009).

A particular fraction of plastic debris are the microplastics (MPs), size < 5 mm (Arthur et al., 2009), which have recently drawn attention because they not only make their way into the marine environment but are also more easily ingested by marine organisms; they may thus act as vectors for the chemical transfer of pollutants within the food chain (Teuten et al., 2009). The MPs comprise either manufactured plastics of microscopic size, such as scrubbers (Gregory, 1996; Fendall and Sewell, 2009) and industrial pellets that serve as precursors for plastic industry (primary sources), or fragments or fibres of plastics derived from the breakdown of larger plastic products (secondary sources) (Cole et al., 2010; Browne et al., 2011; Arthur et al., 2009).

Records referring to environmental problems caused by MPs were reported mainly in marine environments, however the information about other environments is less frequent (Li et al., 2016) and particularly in estuaries (Thornton and Jackson, 1998; Browne et al., 2010; Costa et al., 2011). On the other hand, there have been few studies specifically examining the occurrence of MPs in natural populations (Lusher et al., 2013). In relation to fish populations, Carpenter et al. (1972) identified the ingestion of plastic by fish including pieces < 16 mm in Atlantic silversides, *Menidia menidia* (Linnaeus, 1766). In addition, Hoss and Settle (1990) reviewed previous papers finding pieces < 50 mm in the European flounder, *Platichthys flesus* (Linnaeus, 1758). Boerger et al. (2010) found that MPs (< 2.79 mm) were

* Corresponding author at: Instituto de Limnología “Dr. Raúl A. Ringuelet”, UNLP-CONICET (CCT La Plata), CC 712, 1900 La Plata, Argentina.
E-mail address: rpazos@ilpla.edu.ar (R.S. Pazos).

<http://dx.doi.org/10.1016/j.marpolbul.2017.06.007>

Received 30 March 2017; Received in revised form 2 June 2017; Accepted 3 June 2017
0025-326X/© 2017 Elsevier Ltd. All rights reserved.

consumed by fish feeding in the water column in the North Pacific Gyre, which is known to have substantial accumulation of debris (Moore, 2008). In addition, Davison and Asch (2011) found mesopelagic fish to have ingested plastic fibres; filaments and films (mean length 2.2 mm). Plastic ingestion by fish from estuarine waters in Northeast Brazil, Goiana Estuary (7.5° S 34.5° W), was found in different ontogenic phases in *Cathorops spixii* (Agassiz, 1829), *Cathorops agassizii* (Eigenmann and Eigenmann, 1888), *Sciades herzbergii* (Bloch, 1794) (Possatto et al., 2011), *Eugerres brasiliensis* (Cuvier, 1830), *Eucinostomus melanopterus* (Bleeker, 1863), *Diapterus rhombeus* (Cuvier, 1829) (Ramos et al., 2012) and in Scianidae (Dantas et al., 2012; Ferreira et al., 2016). Also in this estuary, was analysed the relationship between the concentration of MPs and ictioplankton, highlighting the impact of this emergent pollutant (Lima et al., 2014, 2015, 2016).

The Río de la Plata (RLP) is one of the largest estuarine systems of South America and is the fifth largest in the world and drains the second largest basin in South America (Baigun et al., 2016). The Argentinean margin of the freshwater sector is located in the most important industrial and urban centre of the country accounting for about 15 million inhabitants, being Buenos Aires City the main urban conglomerate. Despite the coast of this area having developed recreational activities and commercial fisheries, the sewage, urban and industrial discharges are conducted to the estuary, and are considered to be poorly treated (Gómez et al., 2012; Gómez and Cocheró, 2013). Studies performed in the RLP turbidity front (brackish estuary sector) have documented plastic pieces (Acha et al., 2003) and MPs in the sediment of the Uruguayan coastal line in the mouth of the estuary (Lozoya et al., 2016). However, the presence of MPs in the biota of this wide environment is still unknown.

The aim of this study is to analyse the presence, occurrence, type and abundance of MPs in gut contents of fish of several feeding habits in the freshwater sector of the RLP estuary. This work represents the first study about the interaction between MPs and aquatic organisms in this important estuarine ecosystem of South America.

2. Material and methods

2.1. Study area

This study was carried out on the Argentinean coastline of the RLP estuary (Southern Coastal Fringe) near La Plata City, between 34°46'49"S 58°0'57"W and 34°55'45"S 57°42'56"W, in the freshwater zone (salinity < 0.5 PSU) (Fig. 1).

La Plata City and its surroundings is the southernmost urban and agropecuario conglomerate that discharge into the RLP estuary. The

Table 1
Sampling sites, geographical position, drainage system and land uses.

Sites	Locality	GPS coordinates	Drainage systems	Land uses
PL 1	Punta Lara	34°46'49"S 58° 0'57"W	Semi-natural (channeled streams)	Urban, rural and forest
PL 2	Punta Lara	34°47'29"S 57°59'46"W	Semi-natural (channeled streams)	Urban, rural, forest and plantations
PL 3	Punta Lara	34°48'32"S 57°58'44"W	Semi-natural (channeled streams)	Urban, rural and plantations
BE 4	Berisso	34°52'22"S 57°48'39"W	Artificial (pipeline)	Urban
BE 5	Berisso	34°54'31"S 57°45'35"W	Natural	Rural, wetlands and forest
BE 6	Berisso	34°55'44"S 57°42'56"W	Natural	Rural and wetlands

water drains by mean of streams, channels or pipelines from areas with different land uses. Six sampling sites were placed along 35 km of coastline, each one close to water discharges from natural, semi-natural or artificial drainage systems of the region (Table 1).

2.2. Fish sampling and laboratory analysis

Experimental fishing was performed in April and September of 2016. At each sampling site three fyke nets (Colautti, 1998) were used during one night. Fish were identified following: Azpelicueta and Braga (1991), Lopez and Miquelarena (1991), Braga (1994), Casciotta et al. (2005), Miquelarena and Menni (2005), Almirón et al. (2008). Captured species in each sampling site were sorted according to their feeding habits, considering the studies on their trophic ecology (Ringuelet et al., 1967; Oliva et al., 1981; Colautti, 1997; Gealh and Hahn, 1998; Menni, 2004; Casciotta et al., 2005; Novakowski et al., 2007; Corrêa and Piedras, 2009; González Sagrario and Ferrero, 2013; Gottlieb Almeida et al., 2013; Llamazares Vegh et al., 2014). Five specimens of each trophic group were euthanized in ice, transported in coolers and preserved in freezer in the laboratory. The individuals were measured (TL, cm), weighed (W, g) (Ohaus precision balance, 1 g) and their guts extracted and digested with a solution of Hydrogen peroxide (H₂O₂) 30% to 60 °C until its total digestion, following Avio et al. (2015). Previously, to prevent sample contamination, glass beakers and petri dishes used for observation of the sample were cleaned with distilled water. Later the sample was observed under a stereomicroscope 5.6 × (Olympus SZX7), recovering the MPs. The total number of MPs

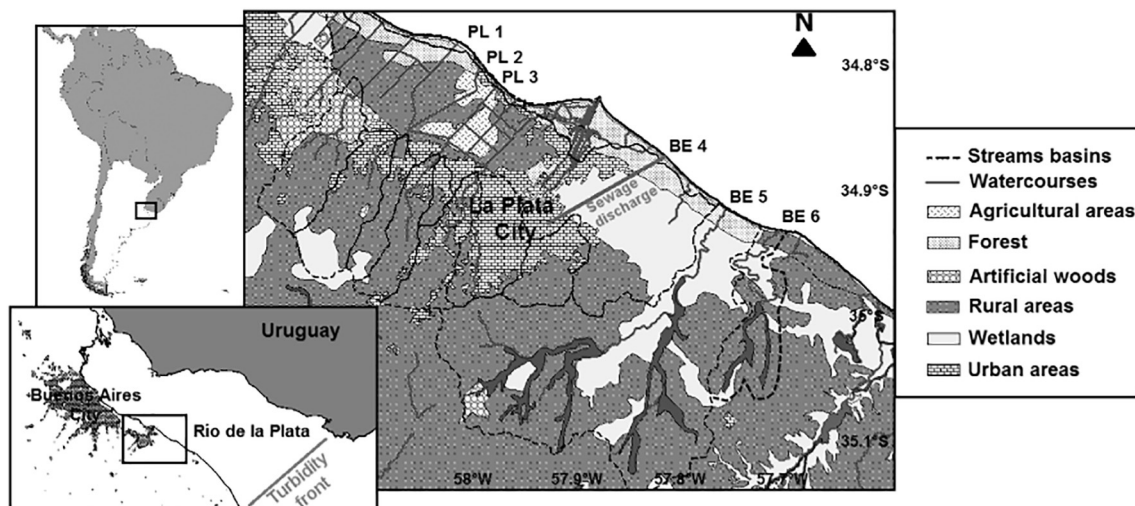


Fig. 1. Location of Río de la Plata estuary indicating the six sampling sites, their drainage systems and the land uses in each streams basins.

found in each specimen was registered and classified by type, colour and size (maximum length).

During gut extraction, storing, digestion and until visual identification, the samples were covered with foil paper. Control samples were processed at the same time of gut samples following the described protocol.

2.3. Statistical analysis

The mean number of MPs per individual at each site, were analysed by a non-parametric test (Kruskal-Wallis) and differences were analysed a posteriori by the Dunn method. Data on the mean number of MPs per feeding habit were analysed using one-way ANOVA and the relationship between the number of MPs, TL and W, was assessed using the Pearson correlation coefficient.

3. Results

During the sampling period, 87 fish were captured, belonging to 11 species and four feeding habits: detritivore, planktivore, omnivore and ichthyophagous. TL of the fish ranged between 6 and 51.6 cm, and the W between 2 and 3160 g (Table 2). The number of specimens selected for analysis per site fluctuated from 10 to 21 and the percentage distribution per feeding habit in each site is shown in Fig. 2.

The gut analysis contents allowed the identification of fibres and ‘other types of MPs’ hereafter referred to as ‘others’ (hard pieces of regular and irregular shapes). In both cases, the colours detected were diverse (red, green, yellow, white, black and blue, the latter was dominant) (Fig. 3). In the control samples a maximum of 2 fibres were found. It is important to highlight that in all individuals analysed, some type of the MPs was found. Fibres were present in 100% of the samples, meanwhile ‘others’ were found in 30% of the fish analysed.

A number of 1679 pieces of MPs were counted, corresponding to 96% fibres and 4% to ‘others’. Their sizes ranged between 0.06 and 4.7 mm. The average number of MPs per fish was 18.5 (\pm 18.9) fibres and 0.7 (\pm 1.7) for ‘others’. Regarding abundance, for fibres the minimum number of pieces found per individual was 1 (in BE 6) and the maximum was 89 (in BE 4). While for ‘others’ the minimum was 1 (PL 1, 2, 3, BE 5 and 6) and the maximum was 8 (PL 3) (Table 3).

The average number of MPs per individual was significantly higher in BE 4 ($p < 0.05$), corresponding exclusively to fibres (Fig. 4).

Correlations between the abundance of MPs with TL (fibres: $p = 0.2$ and ‘others’: $p = 0.3$) and W (fibres: $p = 0.1$ and ‘others’: $p = 0.1$) of the specimens were not significant. The ANOVA performed between number of MPs ingested and feeding habits was not significant for either, fibres or ‘others’ (Fig. 5).

4. Discussion

According to the results of this study 100% of fish gut contents that were analysed exhibited MPs indicating that this kind of pollutants are

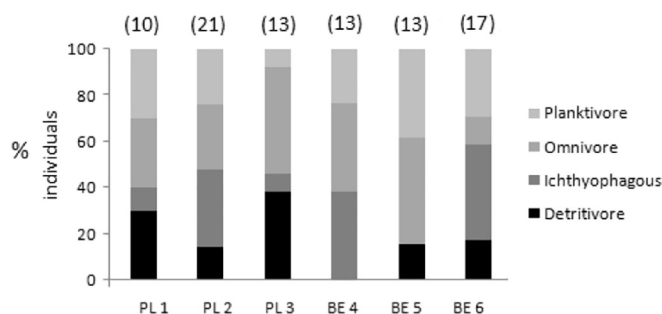


Fig. 2. Percentage per feeding habit in each sampling site and number of individuals analysed, between brackets.

interacting with fish community in the RLP estuary and that the ingestion could be related to the extent of exposition. This is in concordance with Browne et al. (2010), who reported that MPs are more abundant than larger plastics debris and this increases the risk of ingestion and other consequences related to plastics pollution at sea. As the fragmentation of larger plastics debris at sea is a common phenomenon (Barnes et al., 2009) this can also generate the progressive increment of such pollutants.

Another remarkable observation was that the main type of MPs found were fibres (96%), being the highest percentage documented in the bibliography. This finding shows the high chance that fish consume fibres. Nevertheless, similar percentages were also reported by Boerger et al. (2010) (94%) and Lusher et al. (2013) (68.3%). The origin of the fibres in aquatic ecosystems is diverse, according to Pruter (1987) who found that the main polymers were polyamide and polyester which are commonly used in the fishing industry. Lusher et al. (2013) also found that rayon made up over half of the polymers identified (57.8%) having their possible sources in clothing, furnishing, female hygiene products and nappies and hence high levels could be a result of indirect input through sewage. Items made of rayon can disintegrate rapidly (Park et al., 2004) which could explain their abundance. This is in agreement with the findings of this study, because in BE 4 (sewage discharge) the highest abundance of MPs in gut content of analysed fish was documented. Browne et al. (2011) conducted studies in marine environments and identified that fibres enter the ecosystem mainly via wastewater discharge (a single synthetic clothing garment can release > 1900 MPs fibres per wash) and can be higher in the more densely populated areas. They also concluded that water in close proximity to sewage discharge sites can contain proportions of fibres resembling the proportions used in synthetic clothing. This is in agreement with the results of this study, not only by the maximum levels of MPs found in BE 4 but also with the decreasing levels of MPs found as function to the distance from this sampling site to the others. Therefore, the diverse activities developed in the basin of each other discharge appear not to be relevant source of MPs contamination.

The number of MPs found was not related to fish TL or W, neither

Table 2

Species captured in the study, number of specimens analysed, their feeding habits and total length (TL) and weight (W) fish ranges.

Species	Number of fish	Feeding habit	TL (cm)	W (g)
<i>Luciopimelodus pati</i> (Valenciennes, 1836)	9	Ichthyophagous	21.2–30	44.6–178.4
<i>Pseudoplatystoma corruscans</i> (Spix & Agassiz, 1829)	2	Ichthyophagous	30	155–200
<i>Oligosarcus oligolepis</i> (Steindachner, 1867)	5	Ichthyophagous	15.7–18.7	36–73
<i>Parapimelodus valenciennis</i> (Lütken, 1874)	21	Planktivore	9.7–24.5	6–126
<i>Odontesthes bonariensis</i> (Valenciennes, 1835)	1	Planktivore	28.9	159
<i>Astyanax rutilus</i> (Jenyns, 1842)	12	Omnivore	6–9.5	2–9.2
<i>Cyprinus carpio</i> Linnaeus, 1758	2	Omnivore	19.2–51.6	112.4–3160
<i>Pimelodus maculatus</i> Lacepède, 1803	14	Omnivore	10.5–19.2	10.9–65.2
<i>Prochilodus lineatus</i> (Valenciennes, 1836)	5	Detritivore	9.3–17.2	10.7–72
<i>Hypostomus commersoni</i> Valenciennes, 1836	2	Detritivore	12.7–16.7	19–44.5
<i>Cyphocharax voga</i> (Hensel, 1836)	14	Detritivore	11.5–18.4	19.5–120




Fig. 3. (a) Example of fibres and (b) 'others'. Scale bar represents 1 mm.

Table 3
Number and ranges of fibres and 'others' types of MPs found in fish analysed per site.

Sites	Number of fibres	Number of 'others' types of MPs'	Number of fibres min–max	Number of 'others' types of MPs' min–max
PL 1	65	3	2–14	1–2
PL 2	237	13	2–23	1–4
PL 3	227	31	4–55	1–8
BE 4	691	0	30–89	0
BE 5	296	9	14–39	1–2
BE 6	99	8	1–11	1–4
Total	1615	64		

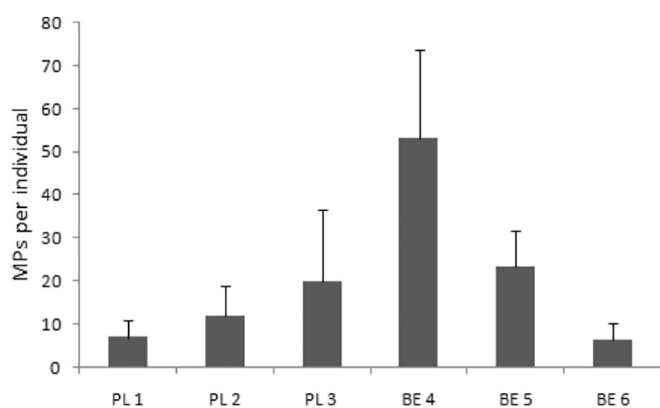


Fig. 4. Average number of MPs in fish analysed in each sampling site.

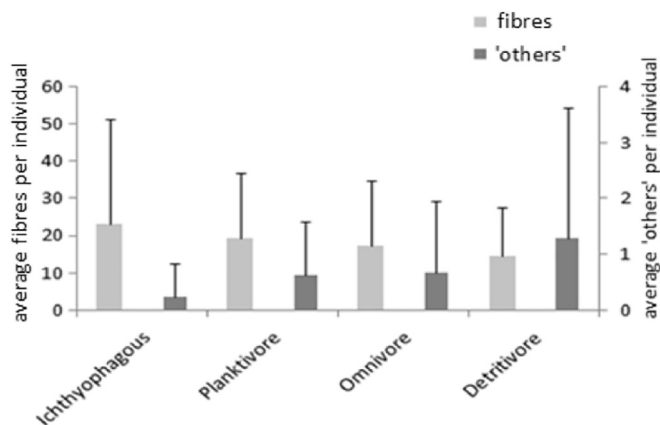


Fig. 5. The average number of MPs per fish per feeding habit, discriminating between fibres and 'others'.

with their feeding habits, which indicates that the ingestion of MPs is dependent of other variables. This is in concordance with the observations of Possatto et al. (2011) in the Goiana estuary, who also reported that the ingestion of plastic debris probably happened during

the fish's normal feeding activity. In the same estuary was documented the differential ingestion of MPs according to ontogenetic phases (Dantas et al., 2012; Ferreira et al., 2016; Ramos et al., 2012). Although in the present study this issue was not analysed, MPs were found in all fish regardless their lengths. The lack of relationship among number of MPs ingested and feeding habit are indicative that other factors are involved in fish quantitative MPs intake. In fact, Neves et al. (2015) could not find significant differences among species or feeding habits regarding MPs ingestion despite huge variability in the feeding habits, and of density and size distribution of MPs in the habitat where the study was carried out. The spatial differences in mean number of MPs in fish observed in this study, suggest that environmental availability of MPs could be of greater importance to explain the differences found among the sampling sites analysed. So it seems to be important analyse the availability and distribution of MPs in the freshwater coastal sector of the RLP estuary, to clarify the strength of this relationship. Labropoulou and Eleftheriou (1997) and Murua (2010) related MPs ingestion with the fish feeding habits, or with an incorrect prey identification. Also Masó et al. (2003) and Cyrus and Blaber (1983) suggest that certain organisms (e.g. diatoms) can aggregate on the surfaces of plastic debris and construct a biofilm that could be attractive to fish. Despite these, the referred phenomena were not sustained by our results.

This study also found that the number of MPs found in the gut contents of fish were related to the site of sampling despite the fish size or feeding habit, suggesting that the dynamics of these pollutants in gut is not accumulative and likely follow the digestive transit circulation. This hypothesis was reinforced by the fact that the study was performed in an open system and fish are mobile organisms. As consequence of this thinking, the number of MPs in gut contents could be considered as an indirect instantaneous measure of MPs in the environment.

On the other hand, potentially toxic effects to fish from contamination of MPs with persistent, bioaccumulative and toxic pollutants have been assessed in laboratory experiments, using the Japanese medaka (*Danio rerio* (Hamilton, 1822)). Rochman et al. (2013) demonstrated liver toxicity under exposure to MPs with contaminants adsorbed from the environment in food. It also reported altered endocrine system function when the fish were exposed to environmentally relevant concentrations of MPs (Rochman et al., 2014). However when considering wild fish, the contribution of MPs to the body burden of contaminants remains to be demonstrated, as fish are also exposed to the complex mixture of contaminants present in the water. Nevertheless, it is known that MPs have the potential to sorb persistent organic pollutants (Ogata et al., 2009; Bakir et al., 2012) and that desorption under gut conditions could be up to 30 times greater than in seawater alone (Bakir et al., 2014). Taking into account that there are reports of high concentrations of aliphatic hydrocarbons and polychlorinated biphenyls (PCBs) in the muscle tissue of *Prochilodus lineatus* (Valenciennes, 1836), *Cyprinus carpio* (Linnaeus, 1758) and *Mugil platyanus* (Günther, 1880) from the coastal area of the RLP estuary (Colombo et al., 2000, 2007), it is likely that the proven consumption of MPs by the fish in this area, would contribute to potentiate their

contamination.

This study represents the southernmost latitudinal record in South America regarding MPs ingestion by estuarine fish, constituting a warning sign for fish inhabiting the freshwater coastal sector of RLP estuary. In addition, the widespread occurrence of MPs in fish indicates that future research across a wider range of species and habitats, together with environmental availability of MPs should be considered in order to fully establish the potential effects of MPs in the area and clarify about the mechanistic dynamics involved in the interaction between fish and MPs.

Acknowledgements

Financial support for this study was provided by the Grant: PIP112/201301/00173/ CONICET. 2014. The authors would like to thank Roberto Jensen for his assistance in the field. Finally, the authors would like to express their thanks to the anonymous reviewers for improvements in this manuscript. This paper is Scientific Contribution No. 1004 of the Institute of Limnology “Dr. Raúl A. Ringuelet” (ILPLA, CCT-La Plata CONICET, UNLP)

References

- Acha, E.M., Mianzan, H.W., Iribarne, O., Gagliardini, D.A., Lasta, C., Daleo, P., 2003. The role of the Rio de la Plata bottom salinity front in accumulating debris. *Mar. Pollut. Bull.* 46, 197–202.
- Almirón, A., Casciotta, J., Ciotek, L., Giorgis, P., 2008. Guía de Los Peces del Parque Nacional Pre-Delta. Administración de Parques Nacionales, Buenos Aires, pp. 216.
- Andrady, A.L., 2011. Microplastics in the marine environment. *Mar. Pollut. Bull.* 62, 1596–1605.
- Arthur, C., Baker, J., Bamford, H., 2009. Proceedings of the International Research Workshop on the Occurrence, Effects and Fate of Microplastic Marine Debris. NOAA Technical Memorandum NOS-OR & R-30.
- Avio, C.G., Gorbí, S., Regoli, F., 2015. Experimental development of a new protocol for extraction and characterization of microplastics in fish tissues: first observations in commercial species from Adriatic Sea. *Mar. Environ. Res.* 111, 18–26.
- Azpelicueta, M., Braga, L., 1991. Los curimatidos en Argentina. In: *En: Fauna de Agua Dulce de la República Argentina*, Z. A. de Castellanos (dir.). PROFADU-CONICET, La Plata, Argentina 40, pp. 1–55.
- Baigun, C.R.M., Colautti, D.C., Maiztegui, T., 2016. Rio de la Plata (La Plata River) and Estuary (Argentina and Uruguay). In: Craig, J.F. (Ed.), *Freshwater Fisheries Ecology*. John Wiley & Sons.
- Bakir, A., Rowland, S.J., Thompson, R., 2012. Competitive sorption of persistent organic pollutants onto microplastics in the marine environment. *Mar. Pollut. Bull.* 64, 2782–2789.
- Bakir, A., Rowland, S.J., Thompson, R., 2014. Enhanced desorption of persistent organic pollutants from microplastics under simulated physiological conditions. *Environ. Pollut.* 185, 16–23.
- Barnes, D.K.A., Galgani, F., Thompson, R.C., Barlaz, M., 2009. Environmental accumulation and fragmentation of plastic debris in global. *Philos. Trans. R. Soc. B* 364, 1985–1998.
- Boerger, C.M., Lattin, G.L., Moore, S.L., Moore, C.J., 2010. Plastic ingestion by planktivorous fishes in the North Pacific Central Gyre. *Mar. Pollut. Bull.* 60, 2275–2278.
- Braga, L., 1994. Los Characidae de Argentina de las subfamilias Cynopotaminae y Acentrorhynchinae. In: *En: Fauna de Agua Dulce de la República Argentina*, Z. A. de Castellanos (dir.). 40. PROFADU-CONICET, La Plata, Argentina, pp. 1–45.
- Bravo, M., de los Angeles Gallardo, M., Luna-Jorquera, G., Núñez, P., Vásquez, N., Thiel, M., 2009. Anthropogenic debris on beaches in the SE Pacific (Chile): results from a national survey supported by volunteers. *Mar. Pollut. Bull.* 58, 1718–1726.
- Browne, M.A., Crump, P., Niven, S.J., Teuten, E.L., Tonkin, A., Galloway, T., Thompson, R.C., 2011. Accumulations of microplastic on shorelines worldwide: sources and sinks. *Environ. Sci. Technol.* 45, 9175–9179.
- Browne, M.A., Galloway, T.S., Thompson, R.C., 2010. Spatial patterns of plastic debris along estuarine shorelines. *Environ. Sci. Technol.* 44, 3404–3409.
- Browne, M.A., Underwood, A.J., Chapman, M.G., Williams, R., Thompson, R.C., van Franeker, J.A., 2015. Linking effects of anthropogenic debris to ecological impacts. *Proc. R. Soc. B* 282, 2014–2929. <http://dx.doi.org/10.1098/rspb.2014.2929>.
- Carpenter, E.J., Anderson, S.J., Harvey, G.R., Miklas, H.P., Peck, B.B., 1972. Polystyrenespherules in coastal waters. *Science* 178, 749–750. <http://dx.doi.org/10.1126/science.178.4062.749>.
- Casciotta, J.R., Almirón, A., Bechara, J., 2005. Peces del Ibera. Habitat y Diversidad, La Plata, pp. 244.
- Colautti, D.C., 1997. Ecología de la carpa *Cyprinus carpio*, en la cuenca del Río Salado, Provincia de Buenos Aires. Tesis Doctoral. Naturales y Museo, Facultad de Ciencias, pp. 215.
- Colautti, D.C., 1998. Sobre la utilización de trampas para peces en las lagunas pampásicas. *Revista de Ictiología*. 6, 17–23.
- Cole, M., Lindeque, P., Halsband, C., Galloway, S.C., 2010. Microplastics as contaminants in the marine environment: a review. *Mar. Pollut. Bull.* 62, 2588–2597.
- Colombo, J.C., Bilos, C., Remes Lenicov, M., Colautti, D., Landoni, P., Brochu, C., 2000. Detritivorous fish contamination in the Rio de La Plata estuary. A critical accumulation pathway in the cycle of anthropogenic compounds. *Can. J. Fish. Aquat. Sci.* 57, 1139–1150.
- Colombo, J.C., Cappelletti, N., Migoya, M.C., Skorupka, Speranza, E., 2007. Bioaccumulation of anthropogenic contaminants by detritivorous fish in the Rio de la Plata estuary: 2-polychlorinated biphenyls. *Chemosphere* 69, 1253–1260.
- Corrêa, F., Piedras, S.R.N., 2009. Alimentação de *Hoplias aff malabaricus* (Bloch, 1794) e *Oligosarcus robustus* Menezes, 1969 em Uma Lagoa Sob Influência Estuarina, Pelotas, RS. *Biotemas*. 22. pp. 121–128.
- Costa, M.F., Silva-Cavalcanti, J.S., Barbosa, C.C., Portugal, J.L., Barletta, M., 2011. Plastics buried in the inter-tidal plain of a tropical estuarine ecosystem. *J. Coast. Res.* 64, 339.
- Cyrus, D.P., Blaber, S.J.M., 1983. The food and feeding ecology of Gerreidae, Bleeker 1859, in the estuaries of Natal. *J. Fish Biol.* 22, 373–393.
- Dantas, D.V., Barletta, M., Da Costa, M.F., 2012. The seasonal and spatial patterns of ingestion of polyfilament nylon fragments by estuarine drums (Sciaenidae). *Environ. Sci. Pollut. Res.* 19, 600–606.
- Davison, P., Asch, R.G., 2011. Plastic ingestion by mesopelagic fishes in the North Pacific Subtropical Gyre. *Mar. Ecol. Prog. Ser.* 432, 173–180. <http://dx.doi.org/10.3354/meps09142>.
- Derraik, J.G., 2002. The pollution of the marine environment by plastic debris: a review. *Mar. Pollut. Bull.* 44, 842–852.
- Fendall, L.S., Sewell, M.A., 2009. Contributing to marine pollution by washing your face: microplastics in facial cleansers. *Mar. Pollut. Bull.* 58, 1225–1228.
- Ferreira, G.V., Barletta, M., Lima, A.R., Dantas, D.V., Justino, A.K., Costa, M.F., 2016. Plastic debris contamination in the life cycle of *Acoupa weakfish* (*Cynoscion acoupa*) in a tropical estuary. *ICES J. Mar. Sci.* 73, 2695–2707.
- Gealh, A.M., Hahn, N.S., 1998. Alimentação de *Oligosarcus longirostris* do reservatório de Salto Segredo, Paraná, Brasil. *Rev. Bras. Zootec.* 15, 985–993.
- Gómez, N., Cocherio, J., 2013. Un índice para evaluar la calidad del hábitat en la Franja Costera Sur del Río de la Plata y su vinculación con otros indicadores ambientales. *Ecol. Austral* 23, 18–26.
- Gómez, N., Licursi, M., Bauer, D.E., Ambrosio, E.S., Capítulo, A.R., 2012. Assessment of biotic integrity of the coastal freshwater tidal zone of a temperate estuary of South America through multiple indicators. *Estuar. Coasts* 35, 1328–1339.
- González Sagrario, M.A., Ferrero, L., 2013. The trophic role of *Cyphocharax voga* (Hensel 1869) according to foraging area and diet analysis in turbid shallow lakes. *Fundam. Appl. Limnol.* 183, 75–88.
- Gottlieb Almeida, A.P., Everton, R.B., Baldissarroto, B., 2013. Gill rakers in six teleost species: influence of feeding habit and body size. *Cienc. Rural* 43, 2208–2214.
- Gregory, M.R., 1996. Plastic ‘scrubbers’ in hand cleansers: a further (and minor) source for marine pollution identified. *Mar. Pollut. Bull.* 32, 867–871.
- Gregory, M.R., 2009. Environmental implications of plastic debris in marine settings—entanglement, ingestion, smothering, hangers-on, hitch-hiking and alien invasions. *Philosophical Transactions of the Royal Society B: Biological Sciences*. 364, 2013–2025. <http://dx.doi.org/10.1098/rstb.2008.0265>.
- Hoss, D.E., Settle, L.R., 1990. Ingestion of plastic by teleost fishes. In: Shomura, R.S., Godrey, M.L. (Eds.), *Proceedings of the Second International Conference on Marine Debris 2–7 April 1989, Honolulu, Hawaii*, U.S. Department of Commerce, NOAA Tech. Memo. NMFS, NOAA-TM-NMFS-SWFC-154, pp. 693–709.
- Labropoulou, M., Eleftheriou, A., 1997. The foraging ecology of two pairs of congeneric demersal fish species: importance of morphological characteristics in prey selection. *J. Fish Biol.* 50, 324–340.
- Li, W.C., Tse, H.F., Fok, L., 2016. Plastic waste in the marine environment: a review of sources, occurrence and effects. *Sci. Total Environ.* 566, 333–349.
- Lima, A.R.A., Costa, M.F., Barletta, M., 2014. Distribution patterns of microplastics within the plankton of a tropical estuary. *Environ. Res.* 132, 146–155.
- Lima, A.R.A., Barletta, M., Costa, M.F., 2015. Seasonal distribution and interactions between plankton and microplastics in a tropical estuary. *Estuar. Coast. Shelf. Sci.* 165, 213–225.
- Lima, A.R., Barletta, M., Costa, M.F., 2016. Seasonal-dial shifts of ichthyoplankton assemblages and plastic debris around an Equatorial Atlantic archipelago. *Front. Environ. Sci.* 4, 56.
- Llamazares Vegh, S., Lozano, I., Dománico, A., 2014. Length-weight, length-length relationships and length at first maturity of fish species from the Paraná and Uruguay rivers, Argentina. *J. Appl. Ichthyol.* 30, 555–557.
- Lopez, H.L., Miquelarena, A.M., 1991. Los Hypostominae (Pisces: Loricariidae) de Argentina. In: *En: Fauna de Agua Dulce de la República Argentina*, Z. A. de Castellanos (dir.). PROFADU-CONICET, La Plata, Argentina 40, pp. 1–64.
- Lozoya, J.P., de Mello, F.T., Carrizo, D., Weinstein, F., Olivera, Y., Cedrés, F., ... Fossati, M., 2016. Plastics and microplastics on recreational beaches in Punta del Este (Uruguay): unseen critical residents? *Environ. Pollut.* 218, 931–941.
- Lusher, A.L., McHugh, M., Thompson, R.C., 2013. Occurrence of microplastics in the gastrointestinal tract of pelagic and demersal fish from the English Channel. *Mar. Pollut. Bull.* 67, 94–99.
- Masó, M., Garcés, E., Pagès, F., Camp, J., 2003. Drifting plastic debris as a potential vector for dispersing harmful algal bloom (HAB) species. *Sci. Mar.* 67, 107–111.
- Mato, Y., Isobe, T., Takada, H., Kanehiro, H., Ohtake, C., Kaminuma, T., 2001. Plastic resin pellets as a transport medium for toxic chemicals in the marine environment. *Environ. Sci. Technol.* 35, 318–324.
- Menni, R.C., 2004. Las Regiones Naturales de la Argentina y su Ictiofauna. Parte 1 (4): Alsina A (ed.). Peces y Ambientes en la Argentina Continental. Monografías del Museo Argentino de Ciencia Naturales No. 5, Buenos Aires. pp. 316.
- Miquelarena, A.M., Menni, R.C., 2005. *Astyanax tumbayaensis*, a new species from northwestern Argentina highlands (Characiformes: Characidae) with a key to the

- Argentinean species of the genus and comments on their distribution. *Rev. Suisse Zool.* 112, 661–676.
- Moore, C.J., 2008. Synthetic polymers in the marine environment: a rapidly increasing, long-term threat. *Environ. Res.* 108, 131–139.
- Murua, H., 2010. The biology and fisheries of European hake, *Merluccius merluccius*, in the north-east Atlantic. *Adv. Mar. Biol.* 58, 97–154.
- Neves, D., Sobral, P., Ferreira, J.L., Pereira, T., 2015. Ingestion of microplastics by commercial fish off the Portuguese coast. *Mar. Pollut. Bull.* 101, 119–126.
- Novakowski, G.C., Hahn, N.S., Fugi, R., 2007. Feeding of piscivorous fish before and after the filling of the Salto Caxias Reservoir, Parana State, Brazil. *Biota Neotropica* 7, 149–154.
- Ogata, Y., Takada, H., Mizukawa, K., Hirai, H., Iwasa, S., Endo, S., Mato, Y., Saha, M., Okuda, K., Nakashima, A., Murakami, M., Zurcher, N., Booyatumanondo, R., PauziZakaria, M., Dung, L., Gordon, M., Miguez, C., Suzuki, S., Moore, C., Karapanagioti, H.K., Weerts, S., McClurg, T., Burres, E., Smith, W., Van Velkenburg, M., Lang, J.S., Lang, R.C., Laursen, D., Danner, B., Stewardson, N., Thompson, R.C., 2009. International Pellet Watch: global monitoring of persistent organic pollutants (POPs) in coastal waters. 1. Initial phase data on PCBs, DDTs, and HCHs. *Mar. Pollut. Bull.* 58, 1437–1446.
- Oliva, A., Ubeda, C.A., Vignes, I.E., Uriondo, A., 1981. Contribución al conocimiento de la ecología alimentaria del bagre amarillo (*Pimelodus maculatus*) (Lacépède 1803) del Río de la Plata (Pisces, Pimelodidae). *Com. Mus. Arg. Cienc. Nat. "B. Rivadavia"*, Ecol., Buenos Aires, Argentina 1, 31–50.
- Park, C.H., Kang, Y.K., Im, S.S., 2004. Biodegradability of cellulose fabrics. *J. Appl. Polym. Sci.* 94, 248–253. <http://dx.doi.org/10.1002/app.20879>.
- PlasticsEurope, 2015. *Plastics - The Facts 2014/2015: An Analysis of European Plastics Production, Demand and Waste Data.* 2011. ((Retrieved from) http://issuu.com/plasticseuropebook/docs/final_plastics_the_facts_2014_19122/1?e=5245759/13757977).
- Possatto, P.E., Barletta, M., Costa, M.F., Ivar do Sul, J.A., Dantas, D.V., 2011. Plastic debris ingestion by marine catfish: an unexpected fisheries impact. *Mar. Pollut. Bull.* 62, 1098–1102. <http://dx.doi.org/10.1016/j.marpolbul.2011.01.036>.
- Pruter, A.T., 1987. Sources, quantities and distribution of persistent plastics in the marine environment. *Mar. Pollut. Bull.* 18, 305–310. [http://dx.doi.org/10.1016/S0025-326X\(87\)80016-4](http://dx.doi.org/10.1016/S0025-326X(87)80016-4).
- Ramos, J.A., Barletta, M., Costa, M.F., 2012. Ingestion of nylon threads by Gerreidae while using a tropical estuary as foraging grounds. *Aquat. Biol.* 17, 29–34.
- Rech, S., Macaya-Caquilpán, V., Pantoja, J.F., Rivadeneira, M.M., Madariaga, D.J., Thiel, M., 2014. Rivers as a source of marine litter—a study from the SE Pacific. *Mar. Pollut. Bull.* 82, 66–75.
- Ringuet, R.A., Aramburu, R.H., Alonso de Aramburu, A.S., 1967. *Los Peces Argentinos de Agua Dulce.* Comisión de Investigaciones Científicas de la Provincia de Buenos Aires, La Plata. pp. 602.
- Rochman, C.M., Hoh, E., Kurobe, T., Teh, S.J., 2013. Ingested plastic transfers hazardous chemicals to fish and induces hepatic stress. *Sci Rep* 3, 3263.
- Rochman, C.M., Kurobe, T., Flores, I., Teh, S.J., 2014. Early warning signs of endocrine disruption in adult fish from the ingestion of polyethylene with and without sorbed chemical pollutants from the marine environment. *Sci. Total Environ.* 493, 656–661.
- Teuten, E.L., Saquing, J.M., Knappe, D.R.U., Barlaz, M.A., Jonsson, S., Björn, A., Rowland, S.J., Thompson, R.C., Galloway, T.S., Yamashita, R., Ochi, D., Watanuki, Y., Moore, C., Viet, P.H., Tana, T.S., Prudente, M., Boonyatumanond, R., Zakaria, M.P., Akkavong, K., Ogata, Y., Hirai, H., Iwasa, S., Mizukawa, K., Hagino, Y., Imamura, A., Saha, M., Takada, H., 2009. Transport and release of chemicals from plastics to the environment and to wildlife. *Philosophical Transactions of the Royal Society B: Biological Sciences.* 364, 2027–2045.
- Thompson, R.C., Olsen, Y., Mitchell, R.P., Davis, A., Rowland, S.J., John, A.W., ... Russell, A.E., 2004. Lost at sea: where is all the plastic? *Science* 304, 838.
- Thornton, L., Jackson, N.L., 1998. Spatial and temporal variations in debris accumulation and composition on an estuarine shoreline, Cliffwood Beach, New Jersey, USA. *Mar. Pollut. Bull.* 36, 705–711.
- Tschernij, V., Larsson, P.O., 2003. Ghost fishing by lost cod gill nets in the Baltic Sea. *Fish. Res.* 64, 151–162.