




Editor

Silvia Pereyra 
Instituto Nacional de Investigación
Agropecuaria (INIA), Colonia,
Uruguay.

Carlos Pérez 
Universidad de la República,
Paysandú, Uruguay.

Correspondence

Matilde Mur,
matilde_mur@hotmail.com

Received 28 Dec 2017
Accepted 24 Apr 2020
Published 18 Aug 2020







Citation

Mur M, Gadea S, Ponce MJ,
Merani VH, Guilino FD, Bal-
buena RH. Spray nozzles per-
formance on wheat. Agrocien-
cia Uruguay [Internet]. 2020
[cited dd mmm yyyy];24(2):149.
Available from: [http://agrocien-
ciauruguay.uy/ojs/in-
dex.php/agrocien-
cia/view/149](http://agrocien-
ciauruguay.uy/ojs/in-
dex.php/agrocien-
cia/view/149)

Spray nozzle performance on wheat

Desempeño de diferentes boquillas de pulverización sobre el cultivo de trigo

Desempenho de diferentes pontas de pulverização na cultura do trigo

Mur, M. ¹; Gadea, S. ¹; Ponce, M.J. ¹; Merani, V.H. ¹;
Guilino, F.D. ¹; Balbuena, R.H. ¹

¹Universidad Nacional de la Plata, Facultad de Ciencias Agrarias y
Forestales, La Plata, Buenos Aires, Argentina.



Abstract

Fungal diseases in wheat crops (*Triticum aestivum*) cause significant yield and quality grain losses worldwide. The increase in the crop production area under no-tillage and environmental changes has favored residue-borne fungal survival and, therefore, disease development. Field trials were carried out at the beginning of anthesis on wheat crops (state z61), in order to evaluate different spray nozzle performance. The test was arranged in a 4x2 factorial design with ten repetitions. Factors consisted in four nozzles: flat-fan (XR11002), air induction asymmetrical dual flat-fan (AI3070-02), air induction symmetrical dual flat-fan (GAT11002), hollow cone (TXA8002), and two artificial targets, one vertical and another horizontal related to head and flag leaf location, respectively. Water-sensitive cards and CIR 1.5® software were used to determine droplet density (DD), coverage, and deposition. The latter was contrasted using Brilliant Blue tracer. Data were subjected to ANOVA and means were compared by Tukey test ($p \leq 0,05$). The use of fine droplets and multiple directions such as TXA8002 increases coverage and deposition in the vertical and horizontal target, under optimum environmental conditions. The methodologies used to evaluate spraying performance are complementary to completely characterize the application parameters.

Keywords: coverage, deposition, air induction, twin nozzles, tracer

Resumen

Las enfermedades fúngicas en el cultivo de trigo (*Triticum aestivum* L.) ocasionan pérdidas importantes en el rendimiento y la calidad de los granos. El aumento del área bajo siembra directa y los cambios ambientales han favorecido el desarrollo de las mismas. Se realizaron ensayos sobre un cultivo de trigo en antesis temprana (estado z61) para evaluar el desempeño de diferentes boquillas. El ensayo fue conducido en un esquema factorial de 4x2 con 10 repeticiones. Los factores fueron cuatro boquillas: abanico plano (XR11002), doble abanico asimétrico con aire inducido (AI3070-02), doble abanico simétrico con aire inducido (GAT11002), cono hueco (TXA8002), y dos objetivos artificiales, uno vertical, representando la espiga, y otro horizontal para la hoja bandera. Se utilizaron tarjetas hidrosensibles y el programa CIR 1.5® para la determinación de densidad de impactos (DI), cobertura y deposición (%), siendo esta última contrastada con la determinación de deposición mediante la metodología colorimétrica con el trazador azul brillante. Se realizó análisis de la varianza y las medias fueron comparadas por el test de Tukey ($p \leq 0,05$). La inclinación en 70° hacia atrás de la boquilla AI3070-02 mejora la cobertura y la cantidad de depósitos sobre la espiga. La utilización de gotas finas y en direcciones múltiples como las de TXA8002 aumenta la cobertura y la deposición tanto en el objetivo vertical como en el horizontal, en adecuadas condiciones ambientales. Las metodologías de evaluación utilizadas resultan complementarias al momento de realizar un análisis completo de los parámetros de caracterización de la aplicación.

Palabras clave: aire inducido, cobertura, deposición, doble abanico, trazador

Resumo

As doenças fúngicas na cultura do trigo (*Triticum aestivum* L.) causam perdas significativas no rendimento e na qualidade dos grãos. O aumento da área de semeadura direta e as mudanças ambientais têm favorecido seu desenvolvimento. Os testes foram realizados em uma cultura de trigo na antese precoce (estado Z61), para avaliar o desempenho de diferentes pontas. O experimento foi conduzido em esquema fatorial 2x4 com 10 repetições. Os fatores foram quatro pontas: jato plano (XR11002), duplo jato plano assimétrico com indução de ar (AI3070-02), duplo jato plano simétrico com indução de ar (GAT11002), cone vavazio (TXA8002), e dois alvos artificiais, um vertical representando a espiga e outro horizontal para a folha bandeira. Foram utilizados



cartões hidrossensíveis e CIR 1.5@ para determinação da densidade de gotas (DI), cobertura e deposição (%), sendo este último contrastado com a determinação da deposição utilizando a metodologia colorimétrica com o traçador azul brilhante. Os dados obtidos foram submetidos à análise de variância e as médias comparadas pelo teste de Tukey ($p \leq 0,05$). A inclinação a 70° para trás do ponta AI3070-02 melhora a cobertura e a quantidade de depósitos na espiga. O uso de gotas finas e em várias direções como as do TXA8002, aumenta a cobertura e o depósito em alvos verticais e horizontais, em condições ambientais adequadas. As metodologias de avaliação utilizadas são complementares ao momento de realizar uma análise completa dos parâmetros de caracterização da aplicação.

Palavras-chave: ar induzido, cobertura, deposição, duplo jato, traçador

1. Introduction

Wheat (*Triticum aestivum*) is the most important winter cereal in Argentina. Foliar diseases such as leaf rust (*Puccinia triticina*) and tan spot (*Drechslera tritici repentis*), and head diseases such as bunt and Fusarium head blight (*Fusarium graminearum*) cause large reductions in yield and grain quality. Consequently, in order to reduce the development of epidemics and minimize economic damage, Sugliano⁽¹⁾ emphasizes the timely application of fungicides, preventing the pathogen from establishing in the crop, overcoming the economic damage level.

Particularly in the case of fusarium head blight, the application should be preventive, paying attention to the relative humidity and daily temperature records prior to flowering, which are decisive for the pathogen, if present, to infect the crop. Wet heads for 2 to 3 days and temperatures between 10°C and 30°C , with an optimum around 25°C , are sufficient to produce infection⁽²⁾. In addition, its control has three limitations: the head structure, the method of application, and the time of application, the latter being the most important. The vertical orientation of the head makes its treatment more difficult, unlike diseases that occur in the horizontal parts of a plant, such as the leaves⁽³⁾. Therefore, the structure and physiology of the head make the fungicide products act mainly as contact, and not systemic, so they must be applied immediately before the infection occurrence⁽²⁾. In this regard, Oseki and Kunz⁽⁴⁾ recommend a minimum coverage of 30 to 40 droplets per cm^2 for systemic fungicide applications, while Meneghetti⁽⁵⁾ and Gandolfo and others⁽⁶⁾ agree that 60 impacts per cm^2 are necessary when

performing fungal treatments to achieve biological efficacy, leaving aside the coverage effects, characteristic of the droplet population, droplet size, relative amplitude, distribution uniformity and recovery of the applied solution on the application object. However, in addition to the droplet density, the droplet diameter is also important for this type of product. Cunha and others⁽⁷⁾ emphasize the percentage of coverage for disease control and not the droplet density. Working in the management of Asian soybean rust, they found a greater number of droplets when using a conventional hollow cone, while the coverage percentage was similar for all the evaluated nozzles, with no differences in disease control. In this regard, Marquez⁽⁸⁾ mentions that smaller droplets as a whole are more likely to deposit than the same volume represented by a single larger drop. In agreement with this author, Antuniassi and Boller⁽⁹⁾ recommend a droplet diameter (volume median diameter- VMD) between $200\ \mu\text{m}$ and $300\ \mu\text{m}$ (fine to medium droplets)⁽¹⁰⁾ as ideal for systemic fungicide applications, relating the droplet size with the deposition capacity thereof, being that fine droplets (between $106\ \mu\text{m}$ and $235\ \mu\text{m}$)⁽¹⁰⁾ provide greater coverage, but have greater drift risk. Herrera Pratt and others⁽¹¹⁾ found smaller droplet diameter, higher density, and coverage for hollow cone nozzles compared to flat-fan nozzles, under controlled conditions. However, the latter had greater uniformity, probably due to the distribution profile. Galvez and others⁽¹²⁾ presented similar results on a soybean crop in R5, associating the best distribution in the canopy of hollow cone nozzles with the highest number of impacts of smaller VMD, both in the upper and lower stratum;



while double fan nozzles, with a spectrum of fine to medium droplets (between 106 μm and 340 μm)⁽¹⁰⁾, did not penetrate greatly after 0.20 m. For their part, Derksen and others⁽¹³⁾ obtained better coverage percentages, both on the head and on the flag leaf of a wheat crop, when sprayed with fine droplets (between 106 μm and 235 μm)⁽¹⁰⁾. In addition, these authors found that deposition on the head increased when the boom was 30° forward, compared to the vertical orientation, although deposition on the flag leaf was reduced. Wolf and Caldwell⁽¹⁴⁾ showed that thick droplets (between 341 μm and 403 μm)⁽¹⁰⁾ generated by air-induced nozzles and two nozzle arrangements (one forward and one back) increase deposition in vertical and horizontal targets of a cereal crop. They ensure that increasing the angle between the two nozzles also increases the deposits on those targets.

Villalba and others⁽¹⁵⁾ mention that the application success and the result of the control are directly related to the proper selection of spray nozzles and the correction of the application volume, together with the operational and climatic conditions. In this regard, Parkin and others⁽¹⁶⁾ suggest, for efficient control of head diseases, using nozzles angled back and a population of medium droplets (between 236 μm and 340 μm)⁽¹⁰⁾ or with induced air. The authors found a trend towards greater deposition on the rear face of the heads with respect to the front, for all the nozzles used. However, the air-induced fan, with an inclination of 10° back, presented the highest deposition on both sides, while the conventional fan presented the least. For their part, Halley and others⁽¹⁷⁾ recommend working with flat-fan nozzles oriented forward, with an inclination with respect to the horizontal of 30° downwards and assisted with an air current, ensuring a greater deposition and coverage on the head sides. In this regard, Elliott and Mann⁽¹⁸⁾ demonstrated that the deposits on wheat heads increased from 2.6 μl to 4.6 μl as the inclination of the flat-fan nozzle varied from 10° to 40°. Wolf and Peng⁽¹⁹⁾ ensure that the 60° angle nozzle significantly improves deposition on vertical targets, but not on horizontal.

Wolf and Caldwell⁽²⁰⁾ mention that the nozzle type significantly affects deposition on both front and rear sides, and on the entire target. This statement was made after finding a similar recovery rate on the

front face for the AIXR and AI3070 nozzles, significantly higher than AITTJ60. However, AI3070 had a greater deposition on the rear face, resulting in a significantly higher total deposition than the others. Uniformity, indicated by the authors as the relationship between front and rear sides, was higher for AI3070 (1.5), similar to AITTJ60 (2.0) and significantly better than AIXR (3.4). Nicholson and others⁽²¹⁾ found that the double flat-fan nozzles presented a greater head distribution uniformity than the conventional flat-fan nozzles, determining greater coverage and control of the disease. Similar results were reported by Oskan and others⁽²²⁾ in the control of foliar and stem diseases of a wheat crop. However, the greater stem coverage with the double fan nozzles did not correspond with similar results in the flag leaf, where the flat-fan nozzles produced greater coverage, not being significantly different. Ferguson and others⁽²³⁾ determined a higher droplet density and coverage with nozzles angled 30° forward and back when evaluating the behavior of symmetrical and asymmetric double fan nozzles. In addition, they indicated that the angle alternation in the asymmetric nozzles allowed maintaining the coverage percentages uniform against pressure variations with respect to the original arrangement. Olivet and others⁽²⁴⁾ achieved the highest deposition on the stem with double fan nozzles, being the difference between conventional and air induction flat-fan nozzles of 73%. The authors attributed this behavior to the double spray profile of the double flat fan. Furthermore, the deposition achieved with the conventional flat-fan was the lowest, not different from the induced air flat fan.

Therefore, spraying is the most common and widespread form of application of phytotherapy products, but its results are variable and complex, which makes its evaluation important. Accordingly, the use of water-sensitive paper is an accessible and simple evaluation method that allows evaluating different parameters that affect the control deposition. In recent years, different forms of digital paper processing have been developed that allow quantifying, in addition to the number of impacts, the coverage, characteristics of the droplet population, and the amount of deposited product, which is expressed as deposition of the liquid sprayed per unit area. In this regard, Domper and others⁽²⁵⁾ found



that the image processing method overestimates the deposition percentage of air-induction nozzles when comparing conventional and induced air 80015 hollow cone nozzles, but it is still a suitable tool for decision-making at field level, given its simplicity and speed. Zhu and others⁽²⁶⁾, using the DepositScan software, found that the diameter of the droplets differed from the reading made with a stereoscope microscope, and they assigned the inaccuracy to the droplet size, which gets smaller the bigger the drop, recommending higher resolution scanners. In addition, they indicated that some large droplets displayed on the paper could be the result of the overlap of several droplets, so the diameter of the droplets taken by the program would be the combination of the diameter of several small droplets and not a large one. However, drawbacks have also been found with smaller droplets. Accordingly, Stefanelo and others⁽²⁷⁾ found droplet size discrepancies with the indicated by the manufacturers of these nozzles, when evaluating the behavior of flat-fan and hollow cone nozzles on a wheat crop. It may be related to the limitations of the water-sensitive paper in detecting small droplets. Similar results were observed by Bayer and others⁽²⁸⁾ in aerial applications, where the water-sensitive paper was not able to detect very fine droplets ($<60 \mu\text{m}$)⁽¹⁰⁾ generated by electrostatic nozzles and rotary atomizers. Another way of evaluating spray systems is through chemical substances as tracers, which allow determining the amount of product actually deposited on the application target⁽²⁹⁾. Their use is complex and they are not applicable at a productive level, but they provide greater accuracy⁽²⁵⁾ and are very useful for avoiding accidental contamination of the water-sensitive paper by friction with wet surfaces, fingerprints and/or air moisture⁽³⁰⁾. On the other hand, Porras Soriano⁽³¹⁾ and Dobson and King⁽³²⁾ recommend using natural plant surfaces to evaluate the amount of deposited phytosanitary products, since the amount of retention in the leaves or other plant surfaces is usually different from artificial surfaces, such as water-sensitive paper collectors.

Considering the aforementioned, the purpose of this study is to evaluate the quality and uniformity of application of different types of nozzles on a wheat crop and to determine the deposition, calculated

from the image digitization method and the determination by colorimetry using a spectrometer.

2. Material and methods

The tests were carried out at the Julio Hirschhorn Experimental Station (34 ° 59 'S, 57 ° 59' W) of the College of Agricultural and Forestry Sciences from Universidad Nacional de La Plata, located in the town of Los Hornos, La Plata, Argentina. Applications were made on a wheat crop (*Triticum aestivum*) in the early anthesis stage, Z61 state according to Zadoks and others scale⁽³³⁾. For this purpose, an 8.4 m hydraulic spraying equipment was used, multiple nozzle holders distanced 0.525 m and a 0.38 m boom height from the head. The moving speed of the set was 2.45 ms⁻¹, the working pressure was 300 kPa, and the application rate for all treatments was 103 l ha⁻¹. Water was used for applications and a food-type tracer, Bright Blue (FD&C Blue No. 1) was added in a dilution of 13,073 g l⁻¹.

The average weather conditions during the test were open skies, average temperature of 26 °C, relative humidity of 41%, and wind speed of 5 km h⁻¹ with gusts up to 11.3 km h⁻¹.

A 4x2 factorial design was used with ten randomly distributed repetitions. Four nozzle designs were evaluated, which defined the treatments: flat-fan 11002 (AP11002), hollow cone 8002 (TXA8002), air induction symmetrical double fan 11002 (AI3030), and air induction asymmetric double fan 11002 (AI3070) (Table 1). For each of them, two measurement targets were established: one vertical (head), and one horizontal (flag leaf).

Vertical targets (heads) were evaluated using two methods: colorimetric tracer and water-sensitive paper. On the one hand, the spray deposition was determined by the quantification of the tracer added, according to the methodology presented by Palladini⁽³⁴⁾ and as amended in the description of Palladini and others⁽³⁵⁾. After the application and drying of the spray on the crop, ten heads were collected per repetition and placed in individual bottles. In the laboratory, the material samples were washed with 30 ml of distilled water to remove the tracer. The washing solution was placed in 50 ml falcon tubes and absorbance was read at a wavelength of 630



nm using a single axis spectrometer of UV-visible, METROLAB brand, model 320. Absorbance data were transformed into solution concentration (mg l^{-1}) using a calibration curve with standard solutions. The amount of plotter retained in the target, expressed in g ha^{-1} , was determined depending on the dilution

volume of the samples and the density of heads per hectare ($3,000,000 \text{ heads ha}^{-1}$). The deposit percentage on the head was calculated knowing the initial concentration of broth in the tank (mg l^{-1}) and the application dose (l ha^{-1}).

Table 1. Used nozzles and operating conditions of the spraying tractor. P: working pressure; q: nozzle flow; Va: moving speed of the set; VA: application volume; T: treatment; AP11002: flat-fan nozzle 11002; TXA8002: hollow cone nozzle; AI3030: air induction symmetrical double fan nozzle; AI3070: air induction asymmetric double fan nozzle

Spray Nozzles	Pressure (kPa)	q (l min^{-1})	Va (ms^{-1})	VA (l ha^{-1})	Droplet class (μm)*	T
Albuz AP 11002®	300	0.8	2.45	103	Fine	AP11002
Teejet TXA 8002®	300	0.8	2.45	103	Fine	TXA8002
Hypro GAT 11002®	300	0.8	2.45	103	Thick	AI3030
Teejet AI3070 11002®	300	0.8	2.45	103	Medium	AI3070

*classes of nozzle droplets according to ASABE S572.1⁽¹⁰⁾

Syngenta® 3" x 1" water-sensitive paper was used to characterize the droplet population that reached the target. Using a cylindrical tube resting on the head, four water-sensitive paper were placed simulating the head surfaces: front, rear, right and left. The paper was digitized with a resolution of 1200 dpi and processed using the CIR 1.5 program. Count and calculation of the replaced variables was performed on the average of five measurement windows: 1) Droplet density cm^{-2} ; 2) Coverage (%) – Percentage of paper area covered with stains; 3) Deposition (%) referring to the estimated volume collected in the target and the volume applied by the sprayer ratio.

This latter evaluation method was also used to assess horizontal targets, simulating the flag leaf by placing sensitive papers on iron support at its height.

3. Results and discussion

The data analysis for all variables showed a significant interaction between measurement targets (head and flag leaf) and the nozzles, therefore, the analysis was partitioned to evaluate the effect of the different nozzles on the head and the flag leaf.

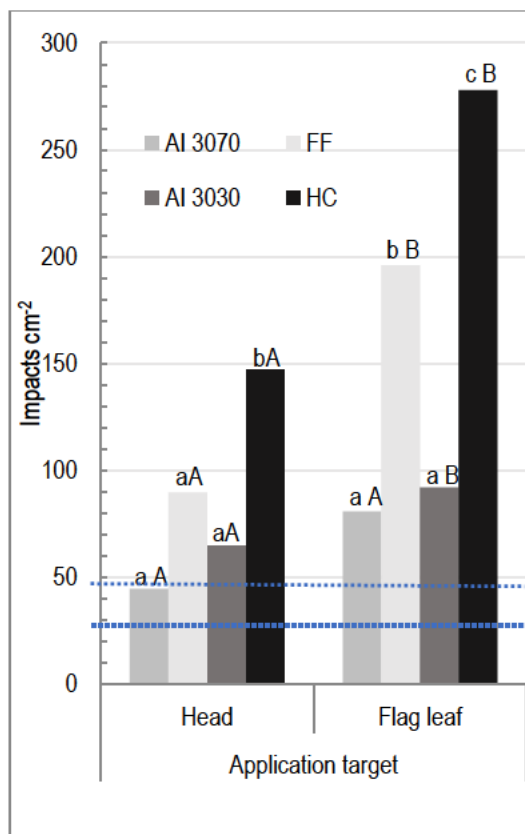
3.1 Droplet density and coverage

Figure 1 shows the average droplet density on the head and flag leaf per treatment. The TXA8002 nozzle showed the highest values and the double fan showed the lowest, while AP11002 showed an intermediate behavior. This trend was partly reported by Herrera Prat and others⁽¹¹⁾ and Derksen and others⁽¹³⁾, attributing these differences to the smaller droplet spectrum of the hollow cone nozzles compared to the others. Similar observations were made by Galvez and others⁽¹²⁾, explaining the better



distribution in the canopy of the hollow cone compared to double fan nozzles. Smaller droplets are more likely to deposit than the same volume represented by larger droplets.

Figure 1. Droplet density on the head and the flag leaf for the different nozzles. AP11002: flat-fan 11002; TXA8002: hollow cone 8002; AI3030: air induction symmetrical double fan 11002; AI3070: air induction asymmetric double fan 11002. The lower-case letters on the columns indicate significant differences ($p \leq 0.05$) according to the Tukey test between nozzles in each application target. Different capital letters on the columns indicate significant differences ($p \leq 0.05$) according to the Tukey test between application targets for each nozzle.



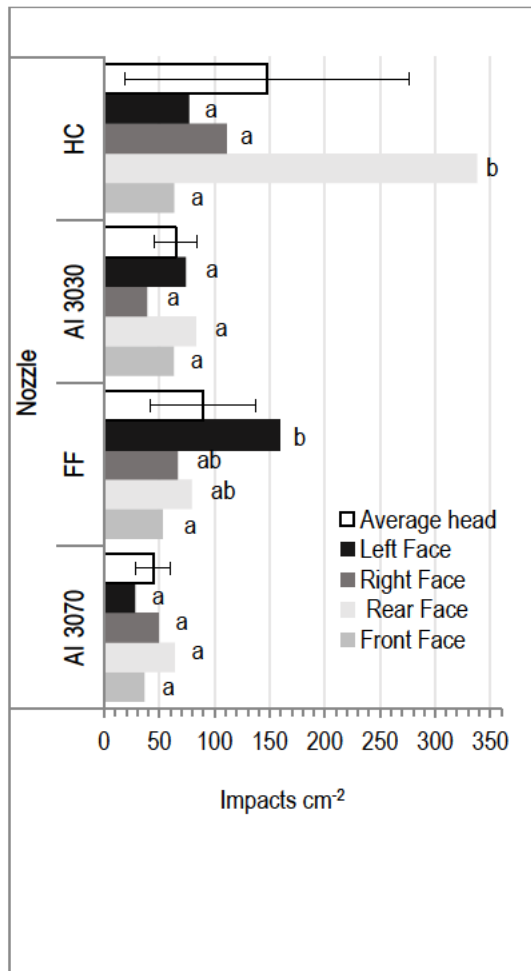
All treatments presented a higher droplet density on the flag leaf compared to the head, except for the significant difference with the nozzle AI 3070. Results also confirm the difficulty for droplets to reach the vertical target, linked to the structure of the head

and its orientation, showing it is relatively easier to reach the horizontally oriented parts, such as the flag leaf⁽³⁾. The lower performance of the AI3070 and AI3030 nozzles is not consistent with the recommendations of Parkin and others⁽¹⁶⁾ regarding the use of air-angled nozzles and a population of medium or air-induced droplets for efficient control of head diseases. However, both in the head and in the flag leaf, all nozzles reached 30 to 40 droplets cm^{-2} , recommended by Ozeki and Kunz⁽⁴⁾ to achieve biological efficacy in fungal treatments with systemic products. Nonetheless, the structure and physiology of the head make fungicide products act mainly as contact and non-systemic⁽³⁶⁾, requiring at least 60 impacts cm^{-2} for their control, recommended by Meneghetti⁽⁵⁾ and Gandolfo and others⁽⁶⁾. In this sense, the alternative AI3070 does not achieve the necessary number of impacts, while AI3030 with 65 impacts cm^{-2} barely reaches it, and the flat-fan and hollow cone nozzles exceed it by far.

The analysis of the droplet distribution on the different head surfaces (Figure 2) showed all the nozzles, except for AP11002, achieved the greatest number of impacts on the rear side of the head, although only TXA8002 differed significantly. The backward angulation of the double fan nozzles, at 30° and 70° for AI3030 and AI3070, respectively, allows the sprayed jet to be mostly directed towards the rear of the head. Likewise, the characteristics of reduced droplet size and the effect of the 360° flow rotation of TXA8002 determine that they move in multiple directions reaching the head throughout its surface. However, AP11002 presented the greatest number of impacts on the left side of the head, differing only from the front side. This was an unexpected result, partly due to the wind direction at the time of the test and the spray fan position regarding the target, showing greater incidence on the sides of the head. This behavior may come from the position of the nozzle regarding the boom, without angulation, defining a spray curtain with greater incidence on the sides of the head. Despite these observations, and in agreement with Parkin and others⁽¹⁶⁾, all nozzles presented a greater number of impacts on the rear face compared to the previous one.



Figure 2. Droplet density on the head and the flag leaf for different nozzles. AP11002: flat-fan 11002; TXA8002: hollow cone 8002; AI3030: air induction symmetrical double fan 11002; AI3070: air induction asymmetric double fan 11002. Different lowercase letters on the columns indicate significant differences ($p \leq 0.05$) according to the Tukey test between head sides for each nozzle.

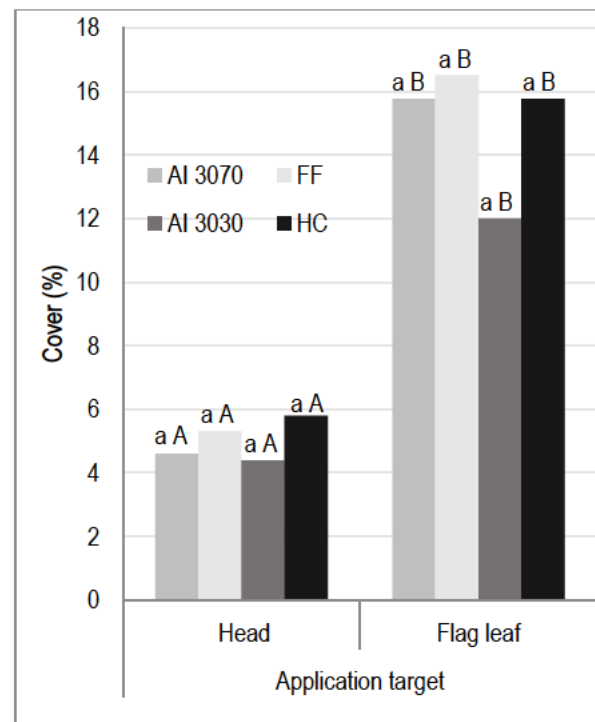


Standard deviation was used for the analysis of the distribution uniformity in the head. In this sense, the double fan nozzles presented greater uniformity between the head surfaces compared to TXA8002 and AP11002. These results are similar to those of Nicholson and others⁽²¹⁾, who found a greater distribution uniformity on the head with the double flat-fan nozzles compared to the conventional fan. The nozzle TXA8002 was the one with the greatest unevenness, while AP11002 had an intermediate behavior, at first, due to the triangular, symmetrical distribution profile, without large depressions in the central

area, as reported by Herrera Prat and others⁽¹¹⁾, who obtained similar results under controlled conditions.

If the relationship between the front and the rear face is taken as the uniformity distribution criterion, as proposed by Wolf and Caldwell⁽²⁰⁾, the asymmetric double fan nozzle (0.97) showed the highest uniformity, followed by AI3030 (2.15) and AP11002 (3.23). Although values differ from those mentioned by the authors, the trend is similar, with the double fan nozzles being the most uniform.

Figure 3. Coverage percentage on the head and the flag leaf for the different nozzles. AP11002: flat-fan 11002; TXA8002: hollow cone 8002; AI3030: air induction symmetrical double fan 11002; AI3070: air induction asymmetric double fan 11002. Different lowercase letters on the columns indicate significant differences ($p \leq 0.05$) according to the Tukey test between nozzles in each application target. Different capital letters on the columns indicate significant differences ($p \leq 0.05$) according to the Tukey test between application targets for each nozzle.





Regarding the coverage of the application targets for the different treatments (Figure 3), the trends were similar to those of droplet density, since the highest coverage was observed on the flag leaf, with significant differences regarding the head for all nozzles. In the head, the coverage percentages did not exceed 6%, while in the flag leaf they varied between approximately 12% and 16%. These differences can be explained, in part, as already mentioned, by the ease of the droplets to achieve horizontal targets, such as the flag leaf, as opposed to the vertical ones⁽³⁾. The low coverage percentages on the head could jeopardize the efficient control of fusarium head blight since the products used act mainly by contact on the anther filament from the beginning of anthesis.

In both vertical and horizontal targets, the nozzles had similar behavior, without significantly differentiating from each other. The higher density of impacts of the nozzle TXA 8002 did not correspond to the same coverage percentage, confirming the reported by Da Cunha and others⁽³⁷⁾, who, working on the management of Asian soybean rust, found similar coverage percentage for all nozzles when the droplet density achieved by the hollow cone nozzle was the highest. However, the results differ from those of Antuniassi and Boller⁽⁹⁾, who recommend fine droplets for the application of fungicides, since they provide greater coverage.

Conventional nozzles, TXA8002 and AP11002, achieved a coverage percentage on the head slightly higher than angled nozzles, without significant differences. This trend is contrasted with the higher head coverage values of the double fan nozzles compared to the conventional flat fan, reported by Nicholson and others⁽²¹⁾, and Ozkan and others⁽²²⁾. These last authors obtained opposite results in the flag leaf, with higher coverage percentages by the flat-fan nozzles, without significant differences, aligned with the observed in Figure 3. The lower percentages of angled nozzles differ from those reported by Halley and others⁽¹⁷⁾, who ensure greater coverage on the head sides due to the 30° inclination of the flat-fan nozzles. Depending on the results, it is possible to agree with what Derksen and others⁽³⁸⁾ stated, that the best coverage percentages, both in the head and flag leaf, were obtained with fine droplets, representative of the AP11002

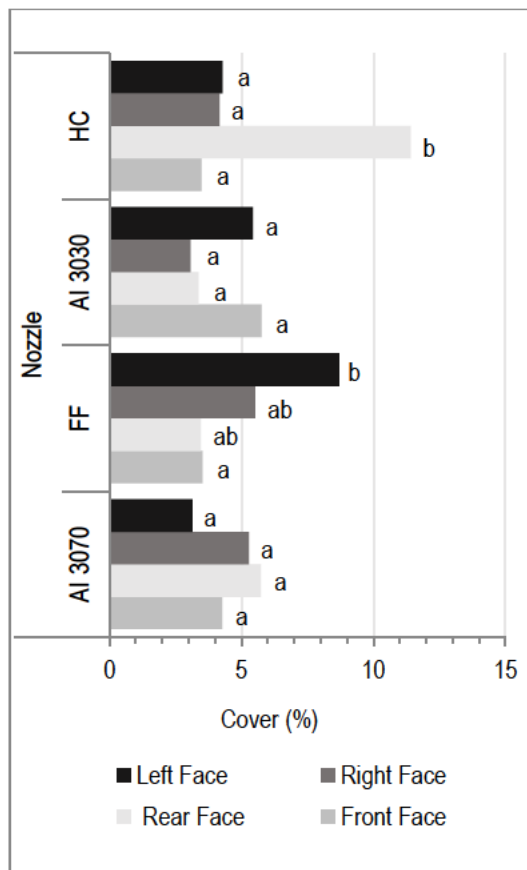
and TXA8002 treatments. The double fan nozzles had a similar performance on the head, but not on the flag leaf, where AI3030 presented the lowest coverage percentage, in contrast to what was observed by Ferguson and others⁽²³⁾, with better performance than symmetrical double fan.

Statistical analysis of the behavior of the different nozzles on the head surmounts (Figure 4) showed a similar trend as for droplet density. However, the coverage percentages differed in part from the droplet density values. These discrepancies may be due to the great heterogeneity in the droplet spectrum of the evaluated nozzles, mentioned by Stefanelo and others⁽²⁷⁾. TXA8002, AI3070 and AP11002 presented the highest percentages on the rear face, corresponding to the number of impacts; but with AI3030 the front face was the one with the greatest coverage, associated with a greater diameter of the droplets that reached that surface compared to the rear, according to the author. On the double fan nozzles, on the other hand, the least coverage was observed on the head sides, being able to attribute this behavior to the nozzle angles (30° forward and 30° back for AI3030, and 30° forward and 70° back for AI3070) that spray mainly towards the front and rear sides. Towards the sides, the amount of sprayed liquid decreases according to the characteristic profile of the fan, and the greater distance to the target affects the path of the droplets at the ends of the fan, which tend to fall vertically as they move away, decreasing the overlap at 0.52 m between nozzles. Moreover, the lowest percentages were on the front face for conventional nozzles.

Despite these considerations, the nozzles maintained the uniformity observed in the variable droplet density. The angled nozzles were the most uniform, with standard deviation (σ) values of 3.1 for AI3070 and 4.2 for AI3030; while TXA8002 with a deviation of 6.1 was the most uneven in the distribution between the head sides, and AP11002 had an intermediate behavior ($\sigma=4.7$). Taking into account what Ferguson and others⁽²³⁾ mentioned regarding the asymmetric double fan nozzles, the coverage and its uniformity would be improved with boom angle alternation.



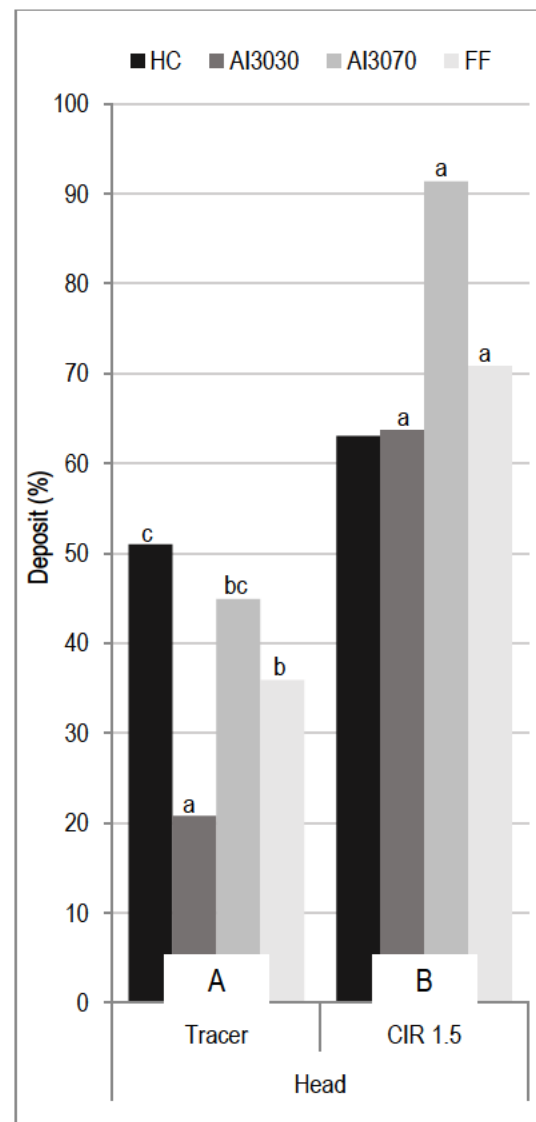
Figure 4. Coverage percentage on the head sides for the different nozzles. AP11002: flat-fan 11002; TXA8002: hollow cone 8002; AI3030: air induction symmetrical double fan 11002; AI3070: air induction asymmetric double fan 11002. Different lower-case letters on the columns indicate significant differences ($p \leq 0.05$) according to the Tukey test between head sides for each nozzle.



3.2 Deposition

Regarding product recovery on the head, no interaction was found between nozzles and evaluation methodology (Figure 5). The CIR 1.5 software yielded higher values for all nozzles, with a significant difference regarding the tracer. These results confirm that the program, regardless of the droplet spectrum, overestimates the application deposition, agreeing with Domper and others⁽²⁵⁾.

Figure 5. Broth deposit collected on the head according to valuation methodology for each nozzle. AP11002: flat fan 11002; TXA8002: hollow cone 8002; AI3030: air induction symmetric double fan 11002; AI3070: air induction asymmetric double fan 11002. Different lowercase letters on the columns indicate significant differences ($p \leq 0.05$) according to the Tukey test between nozzles for each methodology. Different capital letters on the columns indicate significant differences ($p \leq 0.05$) according to the Tukey test between methodologies for each nozzle.



On the other hand, the image processing methodology did not show significant differences between the nozzles, although the difference between the highest and lowest deposition was



45%, being the lack of significance due to the great variability of the results. On the contrary, when using the tracer, the nozzles differed significantly from the rest of the treatments, but the results were highly stable, which partly indicates the reliability of the methodology. Accordingly, TXA8002 presented the highest deposition, significantly different from AP11002 and AI3030, that had the lowest percentages, but with similar behavior to AI3070. These results have a similar tendency to coverage, where the hollow cone and double symmetric fan nozzles had the highest and lowest percentages, in agreement with Antuniassi and Boller⁽⁹⁾, who associated deposition with droplet size, fine droplets resulting in better coverage and penetration. However, this differs from Wolf and Caldwell⁽¹⁴⁾, who demonstrated that thick droplets increase deposition on vertical and horizontal targets. These last authors also assure that, as the angle between the double nozzles increases, target deposits increase, which was confirmed in this study by the higher deposition percentages of AI3070 compared to AI3030. The same was reported by Halley and others⁽¹⁷⁾, ascribing to the 60° angulation forward (30° down regarding the horizontal) a greater deposition and coverage on the head surfaces.

In the comparative analysis of the double fan nozzles with the conventional flat-fan, the results were uneven. AI3070 reached 25% more deposition compared to AP11002, while AI3030 produced 42% less deposition. In part, these values agree with Elliot and Mann⁽³⁹⁾ regarding an increase in deposition as the nozzle angle increased from 10° to 40°. However, and according to the test results, the 30° inclination of the alternative AI3030 was not enough to improve the deposits, requiring greater angulation to improve them. Similarly, Olivet and others⁽²⁴⁾ found 73% more deposition on the head when working with double fan nozzles TJ60 8002, compared to flat-fan, attributing this improvement to the double spray profile. The results of this study show that the type of nozzle significantly affects the deposition on the target, in agreement with Wolf and Caldwell⁽²⁰⁾. The combination of a targeted spray together with a reduced droplet size seems to be the best alternative to achieve a higher recovery rate on vertical targets, in atmospheric conditions compatible with that

size, low wind speed, mild temperatures, and high relative humidity.

Agreeing with the deposition values obtained, and as previously mentioned, the use of water-sensitive paper and its subsequent analysis with CIR1.5 significantly overestimate the deposition percentage compared to the tracer determination. In part, these differences can be attributed to the nature of the surfaces where the sprayed liquid is collected, mentioned by Porras Soriano⁽³¹⁾ and Dobson and King⁽³²⁾, who recommend using natural plant surfaces, since the amount of liquid retained may be different from that of artificial surfaces, such as water-sensitive paper.

Table 2 shows the overestimation values for each nozzle, obtained from the ratio between deposition percentages of the two evaluated methodologies. The medium to thick droplet air induction nozzles presented the highest values, 3.06 and 2.03 for AI3070 and AI3030, respectively. A ratio of 1.24 for the nozzle TXA8002 was the lowest. These results support that regardless of the nozzle, the digital analysis methodology of the water-sensitive paper overestimates the recovery rate, as aforementioned. However, this overvaluation is not the same for all nozzles. In agreement with the results reported by Domper and others⁽²⁵⁾, the overestimation was higher for the air-induction nozzles compared to the conventional. These results do not coincide with what was reported by Zhu and others⁽²⁶⁾, who assure that the inaccuracy gets smaller the bigger the droplet. These authors also indicate that some thick droplets displayed on the paper could be the result of the overlap of several droplets, the resulting diameter being much larger than that which corresponds. These differences could be partly explained by the characteristics of the air-induced droplets, which impact and leave stains related to their volume and not the actual amount of water they contain. Moreover, when hitting the surface of the paper they break and generate new droplets with a volume that is repeatedly estimated⁽²⁵⁾. Regarding the smallest droplets, the smallest overestimation of the program would be related to the smallest mass and, therefore, the least drag of the droplets on the target, regardless of the limitations of the water-sensitive paper in detecting small size impacts,



mentioned by Stefanelo and others⁽²⁷⁾ and Bayer and others⁽²⁸⁾.

The correction of the deposition percentages of the flag leaf was carried out with the correction factors obtained (Table 2), to avoid overestimation of the program (Figure 6). Statistical analysis for the horizontal target showed significant differences between nozzles, with a similar trend to that observed

in the head, being TXA8002 the one with the highest percentage, with significant differences compared to AI3030, that presented the lowest value. The AP11002 and AI3070 nozzles had an intermediate behavior, without significant differences between each other, although the 70° angle of the asymmetric double fan nozzle improved the deposition on the head compared to the conventional flat fan, similarly to the results by Wolf and Peng⁽¹⁹⁾.

Table 2. Correction factor for each nozzle, obtained from the ratio between the values of CIR1.5 and T.CIR 1.5: image processing program; T: fluorimetric tracer. AP11002: flat fan 11002; TXA8002: hollow cone 8002; AI3030: air induction symmetrical double fan 11002; AI3070: air induction asymmetric double fan 11002.

		CIR 1.5	Tracer	Correction factor (CIR 1.5:T Ratio)
Spray Nozzles	TXA8002	63.06	51.01	1.236228191
	AI3030	63.74	20.81	3.062950505
	AI3070	91.36	44.92	2.033837934
	AP11002	70.85	35.89	1.97408749

Even then, the deposition is relatively low, not exceeding values of approximately 50% of the product distributed per unit area when considering the treatment of the head. If the target was the flag leaf, the results would be worse, since only one treatment can slightly exceed 40% of the deposited product. The analysis would improve if vertical and horizontal targets were considered together. However, it is clear that multiple directions are an overall improvement over conventional nozzles in distribution uniformity, rather than the number of deposits on the target, which depends on different variables associated with nozzle design, such as the height of the boom, the distance between nozzles and the speed, due to the effect on the direction in which the droplets hit the head.

Considering the joint deposition of the head and the flag leaf, the hollow cone nozzle, with a spectrum of fine droplets and under favorable weather conditions, achieved the highest deposition, above 90%, confirming claims by Marquez⁽⁸⁾ and Antuniassi and Boller⁽⁹⁾. Meanwhile, AI3070 with medium droplets also had a good performance, close to 72%. These

considerations are important when carrying out applications under adverse environmental conditions, needing to take the corresponding measures to carry out the application efficiently, reducing the risks of drift. The poor performance of the AI3030 nozzle, just over 37%, could be due in part to the thick droplet size and the 30° inclination, which is not enough to reach the head, for the working height established in the essay, differing from that reported by Wolf and Caldwell⁽¹⁴⁾, who assure that these same characteristics increase the deposition in the targets.

The AP11002 nozzle performed well, with a total deposition percentage of 67%, with the most uniform distribution between the head and the flag leaf. The good performance of this nozzle compared to the AI3030 does not agree to that mentioned by Derksen and others⁽³⁸⁾ in terms of an increase in deposition on the head with the boom 30° forward from the vertical position.

The sprayed distribution on the head behaved differently according to the nozzle (Figure 7). AP11002 was the only one with significant differences



between sides, however, TXA8002 was the most uneven, due to the large deposition on the rear face of the head compared to the others. The trend was similar to that visualized by Nicholson and others⁽²¹⁾ in that double fan nozzles presented greater uniformity than conventional flat fan nozzles. Likewise, in reference to the fan nozzles, AI3070 presented the highest deposition compared to AI3030 and AP11002. However, this behavior is not due to higher percentages on the rear face, as indicated by Wolf and Caldwell⁽²⁰⁾, but to the great distribution homogeneity, with a variation between sides of approximately 9% to 13%. Considering the uniformity criterion of these authors as the relationship between the front and rear sides, the AI3070 and AP11002 nozzles were the most homogeneous, followed by TXA8002 and, ultimately, AI3030. These results coincide in part with those of Wolf and Caldwell⁽²⁰⁾, since they present a similar trend, but the values differ from those cited.

Figure 6. Broth deposit corrected by the coefficients on the head and flag leaf for each nozzle. AP11002: flat fan 11002; TXA8002: hollow cone 8002; AI3030: air induction symmetric double fan 11002; AI3070: air induction asymmetric double fan 11002. Lowercase letters on the columns indicate significant differences ($p \leq 0.05$) according to the Tukey test between nozzles in each application target. Different capital letters on the columns indicate significant differences ($p \leq 0.05$) according to the Tukey test between application targets for each nozzle.

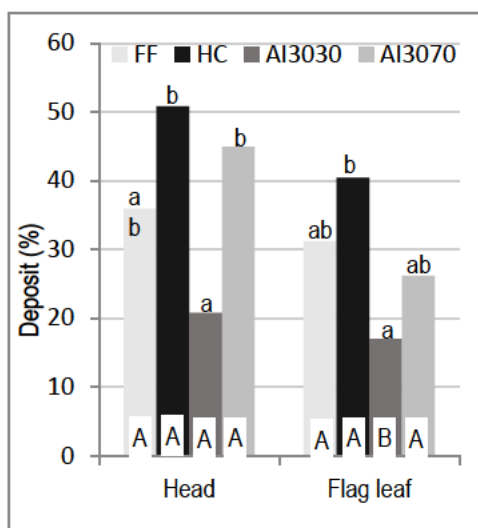
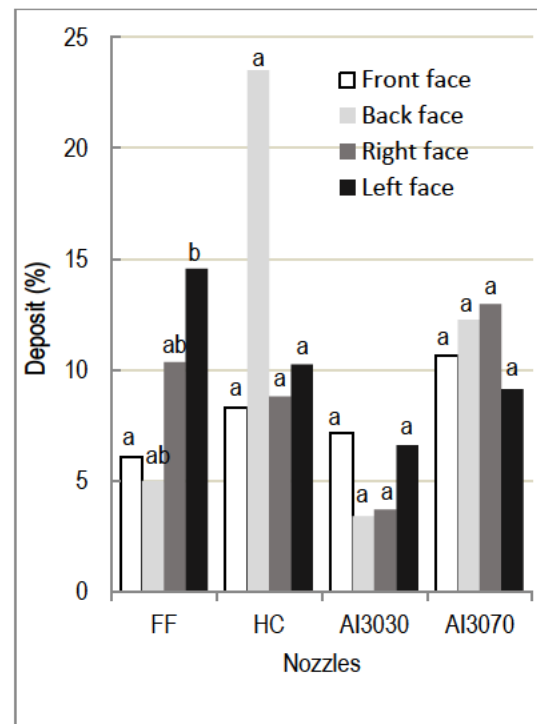


Figure 7. Broth deposit corrected by the coefficients on the head sides for each nozzle. AP11002: flat fan 11002; TXA8002: hollow cone 8002; AI3030: air induction symmetric double fan 11002; AI3070: air induction asymmetric double fan 11002. Different lowercase letters on the columns indicate significant differences ($p \leq 0.05$) according to the Tukey test between nozzles in each head face.



4. Conclusions

The results show the importance of selecting the nozzles according to the application target and the climatic conditions at the time. Angling 70° back improves coverage and the number of deposits on the stem compared to smaller angles. However, 30° forward angles do not improve penetration compared to the vertical position. The use of fine droplets and multiple directions, like those of the hollow cone nozzles, increases coverage and deposition both in the vertical and horizontal targets if the conditions of temperature, humidity, and wind speed allow it regarding the risk of exo-drift.

The evaluation methods used have advantages and disadvantages that are complementary when performing a complete analysis of the application characterization parameters. On one hand, the digital



analysis of the water-sensitive paper allows characterizing the droplet spectrum applied and the uniformity of distribution; on the other hand, the use of tracers gives us precision in the amount of liquid collected, as mentioned by Cowell and others⁽²⁹⁾.

Author contribution statement

All authors contributed equally to this work.

References

1. Sugliano G. Manejo de enfermedades del trigo [Internet]. Buenos Aires: Profertil; 2013 [cited 2020 May 20]. [about 3 screens]. Available from: <https://bit.ly/3cOvwuV>.
2. Díaz de Ackermann M, Pereyra S, Stewart S, Mieres J. Fusariosis de la espiga en trigo y cebada [Internet]. Montevideo: INIA; 2020 [cited 2020 May 20]. 6p. (Hojs de divulgación; 79). Available from: <https://bit.ly/2XcTNVc>.
3. Xie H, Caldwell B, Hsiao A, Quick W, Chao J. Spray Deposition of Fenoxaprop and Imazamethabenz on Wild Oat. *Weed Sci.* 1995;43(2):179–83.
4. Ozeki Y, Kunz RP. Manual de aplicação aérea. São Paulo: CIBA-GEIGY; 1997. 46p.
5. Meneghetti RC. Tecnologia de aplicação de fungicidas na cultura do trigo. Santa Maria (BR): Universidade Federal de Santa Maria; 2006. 65p.
6. Gandolfo MA, Bueno J, Torres Pereira J, Sánchez W, Zanni BF, Belani RB. Avaliação da qualidade da aplicação com diferentes pontas de pulverização e diferentes volumes de aplicação na soja. In: I simposio em Engenharia Rural, Bandeirantes. Paraná: Universidade Estadual do Paraná; 2007. p. 43–7.
7. Cunha JPAR da, Moura EAC, Silva Júnior JL da, Zago FA, Juliatti FC. Efeito de pontas de pulverização no controle químico da ferrugem da soja. *Eng Agrícola* [Internet]. 2008 [cited 2020 May 20];28(2):283–91. Available from: <https://bit.ly/2zXdKHG>.
8. Marquez L. El control de la deriva en la aplicación de fitosanitarios. *Revista Agrotécnica.* 2006;(5):32-9
9. Antuniassi UR, Boller W. Tecnologia de aplicação de fungicidas. In: Antuniassi UR, Boller W, editors. Tecnologia de aplicação para culturas anuais. Botucatu: FEPAF; 2011. p. 221-9.
10. ASABE. ASABE S572.1: Droplet size classification [Internet]. 2009 [cited 2020 May 20]. 1p. Available from: <https://bit.ly/3e12xo2>.
11. Herrera Prat MI, Rodrigues GJ, Teixeira MM, González PSJ, De las Cuevas Milán H. Deposición de herbicida en plantas dañinas en función del tipo de boquilla de pulverización y el volumen de solución. *Rev Cie Téc Agr.* 2008;17(4):1–5.
12. Gálvez MR, Vinciguerra HF, Rodríguez W, Sabaté S, Soldini EA, Devani MR, Olea IL, Ploper LD. Evaluación de la penetración del asperjado producido por diferentes boquillas en aplicaciones terrestres orientadas al control de la roya de la soja. Tucumán: Estación Experimental Obispo Colombes; 2005. 12p. (Publicación especial; n° 27).
13. Derksen RC, Paul PA, Ozkan HE, Zhu H. Field evaluations of application techniques for fungicide spray deposition on wheat and artificial targets. *Appl Eng Agric.* 2012;28(3):325-31.
14. Wolf TM, Caldwell BC. Evaluation of double nozzle spray deposits on vertical targets. In: *Aspects of Applied Biology.* Wellesbourne: Associated Applied Biologist; 2004. p. 99-106.
15. Villalba J, Martins D, Rodrigues A, Alves-Cardoso L. Depósito del caldo de aspersión de distintos tipos de boquillas en dos cultivares de soja en el estadio V3. *Agrociencia.* 2009;43(5):465–73.
16. Parkin CS, Miller PCH, Powell ES, Orson JH, Gill J, Magan N, Aldred D. Improving the deposition and coverage of fungicides on ears to control Fusarium ear blight and reduce mycotoxin contamination of grain [Internet]. [place unknown]: HGCA; 2006[cited 2020 May 20]. 36p. Project Report No.: 383. Available from:



<https://bit.ly/3e0ounh>.

17. Halley S, Hofman V, Van Ee G, Misk K. Best methods for applying fungicide to grain heads using air-assist sprayers [Internet]. North Dakota: NDSU; 2010[cited 2020 May 20]. 4p. Available from: <https://bit.ly/2LNtYp6>.

18. Elliott RH, Mann LW. Control of wheat midge, *Sitodiplosis mosellana* (Gehin), at lower chemical rates with small-capacity sprayer nozzles. *Crop Prot.* 1997;16(3):235-42.

19. Wolf TM, Peng G. Improving Spray Deposition on vertical structures: the role of nozzle angle, boom height, travel speed, and spray quality. *Pest Technol.* 2011;5:67-72.

20. Wolf T, Caldwell B. Spray Deposition of TeeJet AI3070VS on Vertical Targets: a study conducted for Teejet Technologies. [Canada]: Agriculture & Agri-Food Canada; 2013; 78p.

21. Nicholson P, Turner JA, Jenkinson P, Jennings P, Stonehouse J, Nuttall M, Dring D, Weston G, Thomsett M. Maximising control with fungicides of *Fusarium* ear blight (FEB) in order to reduce toxin contamination of wheat [Internet]. [place unknown]: HGCA; 2003[cited 2020 May 20]. 84p. Project Report No.: 297. Available from: <https://bit.ly/3g4AhCJ>.

22. Ozkan HE, Paul P, Derksen R, Zhu H. Influence of application equipment on deposition of spray droplets in wheat canopy. *Asp Appl Biol.* 2012;114:317-24.

23. Ferguson JC, Chechetto RG, Hewitt AJ, Chauhan BS, Adkins SW, Kruger GR, O'Donnell. Assessing the deposition and canopy penetration of nozzles with different spray qualities in an oat (*Avena sativa* L.) canopy. *Crop Prot.* 2016;81:14-19.

24. Olivet JJ, Picos CD, Villalba J, Zerbino S. Tecnología de aplicación terrestre para el control de insectos en el cultivo de soja. *Rev Bras Eng Agrícola e Ambient* [Internet]. 2013 [cited 2020 May 20];17(4):450-5. Available from: <https://bit.ly/3g7yOvz>.

25. Domper GN, Mur M, Balbuena RH. Eficiencia de aplicación de pastillas de pulverización con inducción de aire en el cultivo de soja. *Rev la Fac*

Agron. 2014;113(2):202-10.

26. Zhu H, Salyani M, Fox RD. A portable scanning system for evaluation of spray deposit distribution. *Comput Electron Agric* [Internet]. 2011[cited 2020 May 20];76(1):38-43. Available from: <https://bit.ly/2zQu6Sm>.

27. Stefanelo MS, Sari BG, Lenz G, Arrué A, Pes MP, Costa IFD. Caracterização da fungicida na cultura do trigo com pontas hidráulicas e atomizadores rotativos de discos. *Eng Agríc.* 2014;34(5):1012-8.

28. Bayer T, Arrué A, Dressler da Costa IF, Lenz G, Coradini C, Sari BG, Pizzuti Pes M. Aplicação aérea de fungicidas na cultura do arroz irrigado com diferentes bicos de pulverização Aerial fungicide application on irrigated lowland rice with varying spraying nozzles. *Cienc Rural.* 2012;42(12):2185-91.

29. Cowell C, Lavers A, Taylor W. A preliminary evaluation of a surface deposit fluorimeter for assessing spray deposition in the field. In: *Annales International Symposium on pesticide application*. Paris: ANPP; 1988. p.19-29.

30. Pierce A, Ayers PD. Evaluation of deposition and application accuracy of a pulse width modulation variable rate field sprayer. In: *2001 ASAE Annual International Meeting*. Sacramento (CA): ASAE; 2001. 33p.

31. Porras Soriano A. Mejora de la tecnología de la pulverización de productos fitosanitarios sobre plantaciones de vid en espaldera [doctoral's thesis]. Córdoba: Universidad de Córdoba, Escuela Técnica Superior de Ingenieros Agrónomos y de Montes; 2006. 192p.

32. Dobson H, King W. Pesticide application: mastering and monitoring. In: Grant IF, Tingle CD, editors. *Ecological Monitoring Methods for the Assessment of Pesticide Impact in the tropics*. Chatham (UK): Natural Resources Institute; 2002. p. 95-114.

33. Zadoks JC, Chang TT, Konzak CF. A decimal code for the growth stages of cereals. *Weed Res.* 1974;14(6):415-21.

34. Palladini LA. Metodología para la avalidacao da deposicao em pulverizacoes [doctoral's thesis].



Botucatu (BR): Universidade Estadual Paulista, Faculdade de Ciências Agrônômicas; 2000. 111p.

35. Palladini LA, Raetano CG, Velini ED. Choice of tracers for the evaluation of spray deposits. *Sci Agric*. 2005;62(5):440-5.

36. Seminario de actualización: manejo de enfermedades en trigo y cebada [Internet]. Montevideo: INIA; 2010 [cited 2020 May 20]. 170p. (Serie Actividades de Difusión; 618). Available from: <https://bit.ly/2ZILtF3>.

37. Da Cunha JPAR, Moura EAC, Da JL, Júnior S, Zago FA, Juliatti FC. Efeito de pontas de

pulverização no controle químico da ferrugem da soja. *Eng Agríc*. 2008;28(2):283-91.

38. Derksen RC, Paul PA, Ozkan HE, Zhu H. Field evaluations of application techniques for fungicide spray deposition on wheat and artificial targets. *Appl Eng Agric*. 2012;28(3):325.

39. Elliott RH, Mann LW. Control of wheat midge, *Sitodiplosis mosellana* (Gehin), at lower chemical rates with small-capacity sprayer nozzles. *Crop Prot*. 1997;16(3):235-42.