

Nonuniversal nonequilibrium critical dynamics with disorder

M. D. Grynberg,¹ G. L. Rossini,¹ and R. B. Stinchcombe²

¹*Departamento de Física, Universidad Nacional de La Plata, 1900 La Plata, Argentina*

²*Rudolf Peierls Centre for Theoretical Physics, University of Oxford, 1 Keble Road, Oxford OX1 3NP, United Kingdom*

(Received 13 November 2008; revised manuscript received 19 April 2009; published 26 June 2009)

We investigate finite-size scaling aspects of disorder reaction-diffusion processes in one dimension utilizing both numerical and analytical approaches. The former averages the spectrum gap of the associated evolution operators by doubling their degrees of freedom, while the latter uses various techniques to map the equations of motion to a first-passage time process. Both approaches are consistent with nonuniversal dynamic exponents and with stretched exponential scaling forms for particular disorder realizations.

DOI: [10.1103/PhysRevE.79.061126](https://doi.org/10.1103/PhysRevE.79.061126)

PACS number(s): 02.50.-r, 05.10.Gg, 05.50.+q, 71.10.Fd

I. INTRODUCTION

As the concept of dynamic ensemble distribution remains elusive, a way forward to the study of nonequilibrium systems relies partly on prototypical stochastic models [1]. The identification of scaling regimes for the latter at both large time and length scales has permitted to characterize a vast amount of nonequilibrium processes in terms of universality classes [1]. However, their asymptotic dynamics can change completely in the presence of quenched disorder or under space-dependent external forces [2]. This is because particle motion may well remain localized around strong spatial heterogeneities that prevail over stochastic fluctuations [2,3].

In this context, as well as for their value in modeling real nonequilibrium behavior, reaction-diffusion models have been much studied in recent years, with such methods as real space renormalization, yielding very detailed analytical results at large times [4]. In the thermodynamic limit, some universal and nonuniversal types of behavior have been reported for these systems [5] and related models [6], yet comparatively little is known on their relaxation times in finite disordered samples. In this work we focus on the dynamic exponents associated to these time scales as well as on finite-size scaling aspects that ultimately will turn out to be nonuniversal. Although these processes are here schematized as one dimensional annihilating random walks in a Brownian potential [4,5], we expect them to be relevant in the description of such real cases as exciton dynamics on long disordered polymers given the experimental success of their homogeneous counterparts [7].

Typically, the microscopic dynamical rules of these models involve hard-core particles that hop randomly and annihilate in pairs on adjacent locations. To determine the effect of quenched disorder on dynamic exponents, here we allow for both varying diffusion and reaction rates in a linear chain. So we consider the following one-step processes. A particle at site l ($l+1$), chosen from L locations, hops with rate h_l (h'_l) to site $l+1$ (l) provided it is vacant. Independently, reacting attempts take place with rate R_l whenever two particles occupy sites l and $l+1$. As we shall see in Secs. III and IV, the nonuniversal situation alluded to above will be associated to random orientation changes in diffusion biases $h-h'$. This scenario is illustrated in Fig. 1, where an evolution snapshot of these stochastic rules is depicted for the case of instanta-

neous reactions under a binary distribution of biases.

Despite this simplicity, such modeling entails a variety of interesting aspects that play a crucial role in the subsequent analysis. These are the following: the nonequilibrium character of the process formalizable in terms of a non-Hermitian quantum Hamiltonian [8]; criticality—associated with large (domain) scales and small energies; disorder—the distributions are the source of the remarkable nonuniversality; particle nonconservation—bringing new features to the nonuniversal critical phenomena through the interplay between particle and hole sectors.

This work is organized as follows. In Sec. II we present a calculation approach that exploits the quantum analogy and focuses on the spectrum *gap* (real part) of the associated non-Hermitian Hamiltonian. For numerical convenience the difficulties brought in by the particle nonconservation are remedied by duplicating the degrees of freedom of the original process. Section III outlines an analytic treatment (cf. [9,10]) developed from equations of motion mappings combined with renormalization and transfer matrix techniques generalized to the nonconserving nonequilibrium nature of the system. Among the main features and procedures (briefly

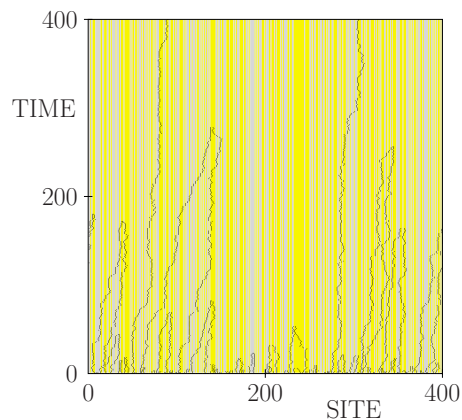


FIG. 1. (Color online) Evolution snapshot corresponding to a system with 400 sites and periodic boundary conditions with instantaneous reaction $R_l=1$ and a binary distribution of diffusion biases $h_l-h'_l \in \{0.6, -0.2\}$ with probability $p=0.5$ (regions in gray correspond to $h_l-h'_l=0.6$). It can be seen that particles tend to be trapped at boundaries separating positive bias at the left from negative ones to the right.

presented below) are as follows: states appearing at quantized values of a complex phase obtained from phase steps for each bond and sign alternations at limiting phases; identification and aggregation of phase steps, as generalized random walks, in general biased, in the region between the limiting phases; this makes the determination of phases and their distributions a first-passage problem [11] in which both the character (power law or stretched exponential) of the nonuniversal critical dynamics and in particular the critical exponents are determined by the effective diffusion constant and bias inheriting their parameter dependences (nonuniversality). Section IV implements numerically the ideas developed in Sec. II to check out the theoretical results obtained in Sec. III. The computation of finite-size scaling properties of the gap yield the dynamic exponents z , thus providing the fundamental scaling between length and time. In addition, numerical simulations are carried out to corroborate the nonuniversal findings for z . Section V contains a summarizing discussion along with some remarks on extensions of this work.

II. FERMION DOUBLING

The common starting point for both theoretical and numerical approaches (Secs. III and IV, respectively) is the representation of the evolution operator of the stochastic process, described above, as a quantum spin- $\frac{1}{2}$ non-Hermitian Hamiltonian [8], which henceforth we recast as a problem of spinless fermions via a Jordan-Wigner (JW) transformation [12]. Furthermore, these particles become actually *free* so long as the constraint

$$R_l = h_l + h'_l \quad (1)$$

is imposed for all lattice bonds [8,13]. Specifically, it can be readily checked that in terms of fermion operators C_l, C_l^\dagger , the evolution operator under these conditions reads

$$H_C = \sum_{l=1}^L (h_l + h'_{l-1}) C_l^\dagger C_l + \sum_{l=1}^{L-1} (R_l C_l C_{l+1} - h_l C_{l+1}^\dagger C_l - h'_l C_l^\dagger C_{l+1}) + B_C, \quad (2)$$

($h'_0 \equiv h'_L$). According to the parity $e^{i\pi N_C} \equiv e^{i\pi \sum_j C_j^\dagger C_j}$ of the subspace considered, here

$$B_C = e^{i\pi N_C} (h_L C_1^\dagger C_L + h'_L C_L^\dagger C_1 - R_L C_L C_1) \quad (3)$$

is a boundary term stemming from the JW transformation under periodic boundary conditions (PBC).

The bilinear form imposed throughout by free fermion constraints is already very suitable for theoretical analysis (as given in Sec. III), however the pairing terms of H_C would pose severe size restrictions in its numerical analysis demanding the consideration of matrices growing exponentially with the length of the system. In this respect, notice that a standard Bogoliubov transformation [14] is not effective within our disordered non-Hermitian context. Rather, here we follow the strategy of Ref. [15] in formally related

systems and proceed to double the degrees of freedom of the original problem by introducing a replica H_D of the Hamiltonian H_C . The idea is to find a simple (i.e., disorder independent) unitary transformation so as to cancel out all non-conserving particle terms of the replicated system $H_{C+D} = H_C + H_D$. To this end, we put forward the following fermion operators:

$$f_l = a_1^* C_l + a_2 C_l^\dagger + b_1^* D_l + b_2 D_l^\dagger, \\ g_l = a_3^* C_l + a_4 C_l^\dagger + b_3^* D_l + b_4 D_l^\dagger, \quad (4)$$

with a 's and b 's coefficients such that all pairing terms are ultimately canceled in the f - g representation. In fact, this can be thought of as a local Bogoliubov transformation in the real space of the double system. After some simple but lengthy algebra, we find that these coefficients should satisfy

$$a_j^2 + b_j^2 = 0, \quad 1 \leq j \leq 4, \\ a_1 a_3 + b_1 b_3 = 0, \quad a_2 a_4 + b_2 b_4 = 0, \\ a_2^* a_1 + b_2^* b_1 = 0, \quad a_2^* a_3 + b_2^* b_3 = 0, \\ a_1^* a_4 + b_1^* b_4 = 0, \quad a_4^* a_3 + b_4^* b_3 = 0. \quad (5)$$

Among the various solutions we choose

$$a_1 = a_2 = a_3 = -a_4 = \frac{1}{2}, \\ b_1 = -b_2 = b_3 = b_4 = -\frac{i}{2}, \quad (6)$$

which leave us with a Hamiltonian of real parameters given by

$$H_{C+D} = B_{C+D} + \sum_{l=1}^{L-1} [h_l (f_l^\dagger f_{l+1} - \text{H.c.}) + h'_l (g_{l+1}^\dagger g_l - \text{H.c.}) \\ - R_l (f_{l+1}^\dagger g_l + \text{H.c.})] + \sum_{l=1}^L [(h_l + h'_{l-1}) (1 + f_l^\dagger g_l + \text{H.c.})]. \quad (7)$$

As before, here B_{C+D} parallels the boundary terms referred to in Eq. (3), which in this language take the form

$$B_{C+D} = \frac{1}{2} (e^{i\pi N_C} + e^{i\pi N_D}) [h_L (f_L^\dagger f_L - \text{H.c.}) + h'_L (g_L^\dagger g_L - \text{H.c.}) \\ + R_L (f_L^\dagger g_L + \text{H.c.})] + \frac{1}{2} (e^{i\pi N_C} - e^{i\pi N_D}) [h_L (f_L^\dagger f_L - \text{H.c.}) \\ + h'_L (g_L^\dagger g_L - \text{H.c.}) + R_L (g_L^\dagger f_L + \text{H.c.})]. \quad (8)$$

Therefore, the number of f and g particles is *conserved* as all pairing terms actually cancel out, provided we restrict attention to subspaces having $(-1)^{N_C} = (-1)^{N_D}$.

In passing, it is instructive to check how the exact solution of the homogeneous situation is recovered by Fourier transforming the f_l and g_l operators, respectively, to a set of

new wave fermions f_q, g_q . To account for the parity conserving terms implicated in B_{C+D} , the q momenta must be those of the set $Q^+ = \{\pm\pi/L, \pm 3\pi/L, \dots, \pm(L-1)\pi/L\}$ for the even subspace, while for the odd one the q 's should belong to $Q^- = \{\pm 2\pi/L, \pm 4\pi/L, \dots, \pm(L-2)\pi/L, 0, \pi\}$, say for L even. After straightforward algebraic steps, it is readily found that the ordered Hamiltonian H_o [i.e., $R_l=R$, $h_l=h$, and $h'_l=h' \forall l$, in Eq. (7)] reduces to

$$H_o = RL + \sum_q \begin{pmatrix} f_q^\dagger & g_q^\dagger \end{pmatrix} \begin{bmatrix} i2h \sin q & R(1 - e^{-iq}) \\ R(1 - e^{iq}) & -i2h' \sin q \end{bmatrix} \begin{pmatrix} f_q \\ g_q \end{pmatrix}. \quad (9)$$

Using a simple nonunitary 2×2 similarity transformation to new F_q^\pm, G_q^\pm fermionlike operators [16], the double system is finally diagonalized as

$$H_o = RL + \sum_q \Lambda_q F_q^+ F_q^- - \sum_{q \in q^\pm} \Lambda_{-q} G_q^+ G_q^-$$

$$M_\pm = \begin{bmatrix} \mathcal{R} & h_1 + h'_L & h_1 & 0 & \cdots & 0 & \pm h_L & \pm R_L \\ h_1 + h'_L & \mathcal{R} & -R_1 & -h'_1 & 0 & \cdots & 0 & \mp h'_L \\ -h_1 & -R_1 & \mathcal{R} & h_2 + h'_1 & h_2 & 0 & \cdots & 0 \\ 0 & h'_1 & h_2 + h'_1 & \mathcal{R} & -R_2 & -h'_2 & 0 & \vdots \\ \vdots & \vdots & \vdots & \ddots & \vdots & \vdots & \vdots & \vdots \\ \vdots & 0 & -h_{L-2} & -R_{L-2} & \mathcal{R} & h_{L-1} + h'_{L-2} & h_{L-1} & 0 \\ 0 & \cdots & 0 & h'_{L-2} & h_{L-1} + h'_{L-2} & \mathcal{R} & -R_{L-1} & -h'_{L-1} \\ \mp h_L & 0 & \cdots & 0 & -h_{L-1} & -R_{L-1} & \mathcal{R} & h_L + h'_{L-1} \\ \pm R_L & \pm h'_L & 0 & \cdots & 0 & h'_{L-1} & h_L + h'_{L-1} & \mathcal{R} \end{bmatrix}, \quad (11)$$

where $\mathcal{R} = \sum_j R_j$. The numerical diagonalization of M_\pm [17] reveals the emergence, as before, of two symmetrical branches $\{\mathcal{R} + \Lambda\}, \{\mathcal{R} - \Lambda\}$ of single excitations around a ground-state energy \mathcal{R} . Denoting by Λ_0^\pm the lowest level excitation in either subspace ($\text{Re } \Lambda_0^\pm = \min\{\text{Re } \Lambda^\pm\}$), the spectrum gap g of the original evolution operator (2) with an initially even (odd) number of reacting-diffusing particles is finally obtained as $g = 2 \text{Re } \Lambda_0^+$, with a doubly degenerate Λ_0^+ ($g = \text{Re } \Lambda_0^-$, with Λ_0^- being nondegenerate). We will recapitulate these ideas in the numerical diagonalizations of Sec. IV so as to account for the theoretical findings of the next section.

III. PHASE STEPS AS RANDOM WALKS

In what follows we reconsider the nonconserving fermion Hamiltonian (2) but without fermion doubling. One of the eigenvalue equations associated to that operator involves only hole state amplitudes a_l at each site l . These provide an inhomogeneous term in the other equation for the ‘‘particle’’

$$\Lambda_q = R(1 - \cos q) + i(h - h') \sin q. \quad (10)$$

Thus, in doubling the degrees of freedom the Λ_q excitations of the original problem are restored [13], but now they appear forked in two symmetrical branches $\Lambda_q, -\Lambda_{-q}$ around a Fock vacuum with ‘‘energy’’ RL rather than with vanishing value, as it would correspond to the stationary state of the original stochastic H_C . Hence, in general the doubling transformation (4) should not be regarded as a similarity one, although it preserves all the anticommutation relations, which is enough to maintain the spacing of eigenlevels and in particular the spectrum gap. In the homogeneous case, this scales as $1/L^2$, so the usual dynamic exponent $z=2$ is restituted.

For the more interesting disordered situation, if we think of $\{f_1, g_1, \dots, f_L, g_L\}$ as the $2L$ single particle states of the replicated Hamiltonian H_{C+D} , then the single excitations of Eq. (7) can be obtained by diagonalizing the real nonsymmetric five-diagonal matrix (with boundary conditions)

states a_l^+ . Using two-component vectors, the eigenvalue equation involves 2×2 matrix coefficients that depend on the excitation ‘‘energy’’ Λ and on bond-dependent biased hopping and bond-independent pair annihilation rates h_l, h'_l, R_l , constrained as in Eq. (1), to keep the free-fermion character. The product of the associated 4×4 transfer matrices, $\prod_{l=1}^L T_l$, provides the spectrum through its trace, or appropriate matrix elements (depending on boundary conditions), effectively corresponding to quantization of an aggregated phase. One 2×2 part of T_l is the transfer matrix t_l for the self-contained subspace (‘‘hole sector’’) provided by the states a_l .

From the coupled eigenvalue equations one may equivalently proceed via the corresponding 4×4 transfer matrix T_l , or via renormalization using a decimation method, or by mapping ratios of successive amplitudes. Here we mainly employ the last approach. The transfer matrix and decimation approaches are very instructive in clarifying, respectively, the role of accumulating complex phases (which provide the spectrum) and the renormalization of quenched probability distributions of such aggregated variables, but in

what follows it is sufficient and convenient to begin with the transfer matrix and then move over to the mapping approach.

For orientation and to obtain certain characteristic parameters it is useful to separate the rates (and consequently the transfer matrix itself) into reference uniform, l -independent, “effective medium” parts ($h, h' = R - h$, indicated by the absence of a site label), together with the further random part involving a disorder strength δ and (binary) random variables ζ_l at each bond. Then T_l becomes $T_l \equiv T + \hat{\Delta}_l$. For any finite size L , it is possible to start from T and build in the disorder terms $\hat{\Delta}_l$ completely. For that, it is convenient to work in the representation diagonalizing T . Two ($i = 1, 2$, say) of the four labels on its eigenvalues λ_i relate to the hole sector part t_l of the transfer matrix. The particle sector (i

$= 3, 4$) couples to the other sector through the inhomogeneous term referred to above. The eigenvalues are conveniently parametrized as $\lambda_{1,2} = \sqrt{h'/h} \exp(\pm iq)$, where q satisfies $\Lambda = 1 - 2\sqrt{h'h} \cos q$, with a similar form (with Λ changed sign) for λ_3, λ_4 .

The formal expansion in powers of $\hat{\Delta}_l$ gives

$$\text{Tr} \prod_{l=1}^L T_l = \sum_{n=0}^L (A_n + B_n), \quad (12)$$

where A_n and B_n come, respectively, from the $i = 1, 2$, and $i = 3, 4$ terms in the trace, and each involves sums over n disorder variables. For example,

$$A_n = (4\delta)^n (h'/h)^{L/2} \underbrace{\sum_{m_1 \geq 1} \sum_{m_2 \geq 1} \dots \sum_{m_n \geq 1}}_{\sum_{i=1}^n m_i = L} \zeta_{m_1} \zeta_{m_1+m_2} \dots \zeta_{m_1+\dots+m_n} \prod_{i=1}^n \eta(m_i; q), \quad (13)$$

where $\eta(mq)$ is a periodic function involving separations m_i of the participating disorder sites and connected with competing aspects of the wavelength and scales set by the local disorder and bias. B_n involves a part similar to A_n and a second more complex part generated by the inhomogeneous terms.

It is instructive to consider the approximation to the multiple sum in Eq. (13) coming from taking all m_i as large. In this case the q dependence in the functions $\eta(m_i; q)$ goes into an overall exponential factor and the product of these factors comes out of the multiple sum as a complex phase factor $\exp(\pm iLq)$ also accompanied by further q -independent factors. The summand is then just the product of disorder variables ζ_{\dots} and the sum can be shown to be the coefficient of x^n in the generating function $\prod_{l=1}^L (1 + x\zeta_l)$. Taken together with the other factors that leads to $\sum_{n=0}^L A_n$ being the exponential of an aggregated complex phase with real and imaginary parts $\sum_{l=1}^L \phi_l$ and $iL \text{Re}(q)$, where

$$\phi_l = \ln(h'_l/h_l). \quad (14)$$

For binary random rates the sum of ϕ_l is like a random walk. The case of most interest is when the two possibilities have different signs (orientations) for the bias $h_l - h'_l$, so steps occur in both directions. The same phase step (though aggregated in various different ways) occurs in the parts of the corresponding approximation for $\sum_{n=0}^L B_n$ coming from the inhomogeneous terms; the remaining “homogeneous part” has negligible phase step.

However, in the approximation the location of states then becomes the same as for the pure system—coming just from $iL \text{Re}(q)$ since the disorder dependence of the phase is now confined to the real function ϕ_l . So it will be necessary to generalize the result obtained by taking characteristic m 's as

large, by retaining the registration between local disorder and aggregating phase that is provided by the functions $\eta(m_i; q)$. This is most easily done by working with the fully disordered transfer matrix (or directly from the original equations of motion). That gives, as follows, information on characteristic scales, domain structures, phase accumulations, and the region of validity of the approximation just discussed. For the phases from $\sum_{n=0}^L A_n$ (the simplest illustration) only the 2×2 subpart t_l corresponding to the hole sector of the (fully disordered) transfer matrix T_l is needed.

The crucial aggregating phase variable is $\ln x_l$, where $x_l = (a_{l-1}/a_l)$ is the ratio of complex amplitudes a_l on successive sites. These x_l ratios satisfy

$$\begin{pmatrix} x_{l+1}^{-1} \\ 1 \end{pmatrix} = t_l \begin{pmatrix} 1 \\ x_l \end{pmatrix}. \quad (15)$$

From this it follows that $x_l = g_l (h'_{l-1}/h_{l-1})$, where g_l is such that $z_l \equiv (1 - g_l)^{-1}$ satisfies

$$z_{l+1} = [(h_l + \Lambda)z_l + h'_{l-1}] / [\Lambda z_l + h'_{l-1}]. \quad (16)$$

From this (Möbius) map, and its first iteration yielding z_{l+2} , it can readily be seen that when

$$z_l^< \equiv \frac{h'_{l-1}}{h_l} [1 + \mathcal{O}(\Lambda)] \ll |z_l| \ll \frac{h'_{l-1}}{\Lambda} \equiv z_l^>, \quad (17)$$

(needing Λ small) the variable $\chi_l \equiv \ln z_l$ “walks” according to $\chi_{l+1} \sim \chi_l + \ln(h_l/h'_{l-1})$ while the complex phase step in a_l is $\ln x_l = \ln[g_l (h'_{l-1}/h_{l-1})] \sim \ln(h'_{l-1}/h_{l-1}) = \phi_{l-1}$, as was found in Eq. (14) using the approximation on $\sum_{n=0}^L A_n$. Near $z_l = z_l^>$ (or $z_l^<$), the mapped z goes to ∞ (or 0, then 1, giving a vanishing amplitude) and changes sign. This procedure thus provides region (17) of validity of the approximation on $\sum_{n=0}^L A_n$ and

generalizes it: the behavior at $z=z^<, z^>$ is the proper consequence of the functions $\eta(m_i q)$ replacing the sign changes given by $\exp(\pm iLq)$ in the approximate result.

In the corresponding discussion for the structure and phases in $\sum_{n=0}^L B_n$ (coming from particle states with complex amplitudes a_i^+), linearity allows a separation into two parts: (i) without and (ii) with the mixing to the states in the hole subspace just treated. The discussion for the first part [(i)] is similar to that just given and leads to a walk step $\ln(a_{l-1}^+/a_l^+) \equiv \ln c_l^+$ with c_l^+ close to 1 if $y_l \equiv (1-c_l^+)^{-1}$ satisfies a condition like Eq. (17), with the same limits $z^<, z^>$ to leading order in Λ . For small Λ , $\varphi_l \equiv \ln y_l$ walks with the same step as $\chi_l \equiv \ln z_l$ and has the same behavior at the limiting values. For part (ii), the inhomogeneous term coming from the mixing to the states in the other subspace leads to the occurrence again of z_l and $x_l = (a_{l-1}/a_l)$, in terms of which, for $z^< \ll z_l \ll z^>$ [so Λ is small and $x_l \sim (h'_{l-1}/h_{l-1})$], the amplitude ratio is $a_l^+/a_0^+ = 1 + \sum_{j=0}^{l-1} (\Gamma_j/h_j)$ where

$$\Gamma_l \equiv h_l(a_{l+1}^+ - a_l^+) = a_0 \prod_{j=0}^{l+1} \gamma_j^{-1} + A_0 \prod_{j=0}^l \gamma_j, \quad l \geq 1, \quad (18)$$

with $\gamma_l = h'_l/h_l$, and $A_0 = \Gamma_0 - a_0/x_1$.

The combination of these results from (i) and (ii) gives the essence of the complicated result for the approximated $\sum_{n=0}^L B_n$, together with its validity criterion, and again generalizes it as necessary to obtain and quantize the imaginary part of the phase, to enumerate the states: the limiting boundary phase conditions provide the sign reversals in amplitude and correspond to (reflecting and absorbing) boundary conditions on the walks described above.

Since the walk steps of χ_l and φ_l contain disorder we need the probability distributions $P(\chi_l)$ and $P(\varphi_l)$, which are the same for small Λ . The distributions depend on the boundary conditions and are most easily treated in a continuum (diffusion) picture. There, l plays the role of time and the accumulating χ_l or φ_l plays the role of spatial coordinate. From the walk steps described above, within the limits set by Eq. (17), the distributions satisfy a standard biased diffusion equation having diffusion constant D and bias b given by

$$D = \frac{1}{2} \text{var} \ln(h_l/h'_l),$$

$$b = \langle \ln h_l \rangle - \langle \ln h'_l \rangle. \quad (19)$$

The boundary conditions take the biased problem to first-passage form [11] in which many reflections of the walk occur before absorption is reached, with probability exponentially small in the traversal “length.” The boundary conditions set the limits to the excursion (of the walk) making the traversal length

$$\ln z^> - \ln z^< = \ln(\Lambda_0/\Lambda), \quad \Lambda_0 \sim h, \quad (20)$$

(long, as required for the continuum picture, in the critical regime of small Λ). Consequently, the first-passage “time” scale $\mathcal{L} \sim L$ is proportional to $\exp[(|b|/D)\ln(\Lambda_0/\Lambda)]$, which can be written in the scaling form $\Lambda^{-1/z}$ with dynamic exponent

$$z = D/|b|. \quad (21)$$

In the opposite case of large bias, applying for nearly homogeneous systems, the effects of $(\text{Re } \Lambda)^{1/2}$ dominate making z close to 2.

From the exponential distribution $P(\chi) \propto \exp[-(|b|/D)\chi]$ for χ (and similarly φ), the energy distribution is appreciable only at $\chi = \ln z^<(\Lambda)$. That gives the exponential energy distribution

$$P(\Lambda) \propto \exp[-\Lambda|b|h'/(Dh)], \quad \text{for } \Lambda \gtrsim \mathcal{L}^{-z}. \quad (22)$$

It can be seen that the dynamic exponent z is nonuniversal because the distribution of the random rates allows both signs of the walk steps and is (in general) parameter dependent. In particular, z can diverge if the bias b becomes zero (for example, at a critical concentration p_c in the binary case studied below in Sec. IV). Then a stretched exponential scaling form emerges as follows. For the unbiased case the first-passage problem has standard $\chi^2 \propto D\mathcal{L}$ relation between the length and time scales. That makes $[\ln(\Lambda_0/\Lambda)]^2 \propto D\mathcal{L}$, consequently,

$$\Lambda/\Lambda_0 \sim \exp(-c\mathcal{L}^\beta), \quad (23)$$

with $\beta=1/2$ and $c=c_0D^{1/2}$, with c_0 a numerical constant of order 1. In this case (where the bias vanishes) the Gaussian distribution for the aggregated phase produces a gap distribution with exponential tails. Consequently, for $b \rightarrow 0$, the ratio of rms gap to mean gap diverges.

IV. NUMERICAL RESULTS

To check out the above expectations, we now investigate numerically the finite-size behavior of the gap of the original evolution operator (2) when averaged over independent disorder realizations. To this end, we diagonalize the M_\pm matrices referred to in Eq. (11) given in Sec. II, and whose dimensions just grow linearly with the system size. For concreteness and comparison with the analytical results of Sec. III, let us consider a binary distribution of bonds with parameters $B_{1,2} = \{R_{1,2}, h_{1,2}\}$ and probability $P(B) = p\delta_{B,B_1} + (1-p)\delta_{B,B_2}$. For a given concentration p , we averaged spectra typically over 6000 samples of chains with lengths $50 \leq L \leq 1000$. For most p the resulting average gaps scale as $\langle g \rangle \propto L^{-z}$ irrespective of parity, and eventually with *nonuniversal* dynamic exponents $z=z(p)$, as it was established by Eq. (21) in Sec. III. This situation is exhibited in Fig. 2, where we show a characteristic case of instantaneous reactions under orientation changes in diffusion biases $h-h'$, the latter satisfying the free fermion constraint (1) imposed throughout.

On approaching the critical regime defined by the unbiased diffusion equation referred to earlier on in Sec. III, finite-size effects become progressively pronounced until at a critical concentration p_c , given by

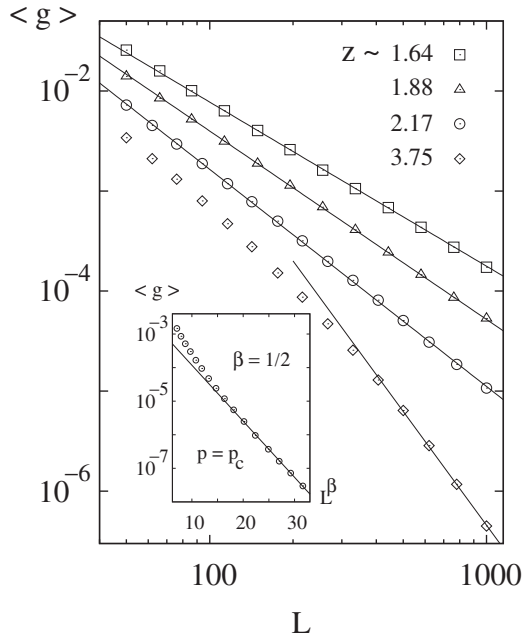


FIG. 2. Average spectrum gap $\langle g \rangle$ for a binary distribution of biases $\{0.6, -0.2\}$ and instantaneous reactions ($R_{1,2} \equiv 1$). The concentration varies from top to bottom as $p=0.5, 0.75, 0.3$, and 0.25 . Dynamic exponents z are read off from the slopes of the fitting lines. For displaying purposes, data have been shifted slightly upward with respect to $p=0.25$. The inset shows the stretched exponential scaling expected at $p_c \sim 0.2263$ under free boundaries.

$$p_c = \left[1 - \frac{\ln\left(\frac{1-h_1}{h_1}\right)}{\ln\left(\frac{1-h_2}{h_2}\right)} \right]^{-1}, \quad h_1 \leq \frac{1}{2} \leq h_2, \quad (24)$$

[i.e., $b=0$, in Eq. (19)], the length scaling of the gap crosses over to the stretched exponential form conjectured above in Eq. (23). This is corroborated in the inset of Fig. 2 which for large sizes (and open boundaries [18]) supports the universal stretching factor $\beta=1/2$ involved in Eq. (23). Thus, in nearing p_c the stochastic dynamics slows down dramatically which, in line with the approach of the preceding section, is reflected in the abrupt increase in dynamic exponents observed in Fig. 3. As we have seen in Eq. (21), for $p \rightarrow p_c$ these latter can be arbitrarily large in the thermodynamic limit, but in practice they are ultimately cut off by our available system sizes. In this regard, notice that the trend of slopes obtained near the critical region (e.g., lowermost curve of Fig. 2) constitutes a numerical lower bound for these exponents (filled symbols of Fig. 3).

Also, in agreement with the theoretical analysis, it is seen that the distribution of spectral gaps becomes broadest at p_c (maximum variance σ). This is illustrated in Fig. 4(a), after binning gaps in 800 intervals over 60,000 disorder realizations. By contrast, chains with nonfluctuating bias orientations have rather narrow gap distributions and typically diffusive dynamic exponents ($z=2$) regardless of the value of p . This characteristic scenario already anticipated in Sec. III is exhibited in Fig. 4(b).

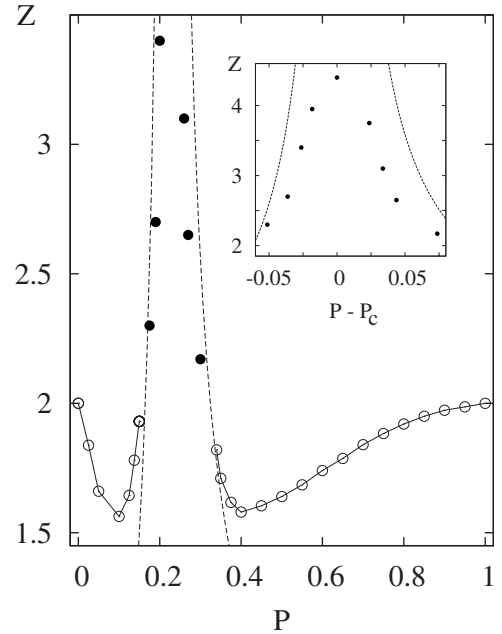


FIG. 3. Nonuniversal dynamic exponents of the binary distribution of Fig. 2. Filled circles near p_c stand for lower bounds of z . In the inset the latter support the divergence trend of the analytical results close to criticality [Eq. (21) in dashed curves].

A. Simulations

To allow for an independent examination of nonuniversal aspects, we also carried out numerical simulations in periodic chains of 200, 400, and 800 sites (without duplication). Averages of particle densities were taken over 10^3 histories of 10^3 samples with binary disorder. Starting from homogeneous densities ρ , our results in Fig. 5 clearly indicate an asymptotic decay of the form $\langle \rho_L(t) \rangle \propto e^{-t/\tau_L}$ with a relaxation time $\tau_L \propto L^z$. As expected, the slope collapse follows closely the nonuniversal dynamic exponent already identified by direct diagonalization ($z \sim 1.64$, in Fig. 2). In turn, the best

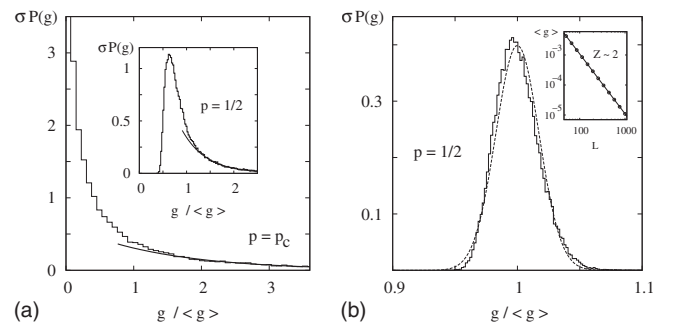


FIG. 4. Distributions of gaps (g) for binary disorder over 500 sites. In (a) the parameter rates are taken as in Fig. 2; the main panel shows (part of) the case $p=p_c$ ($\sigma/\langle g \rangle \sim 2$), whereas the inset displays a characteristic noncritical situation ($p=0.5, \sigma/\langle g \rangle \sim 0.6$). Both results have exponential tails (in bold lines). (b) shows a typical well defined bias case ($\{0.6, 0.2\}, p=0.5$) exhibiting instead a narrow distribution closely following a Gaussian (in dashed line, $\sigma/\langle g \rangle \sim 0.02$). As is shown in the inset, here dynamic exponents are diffusive.

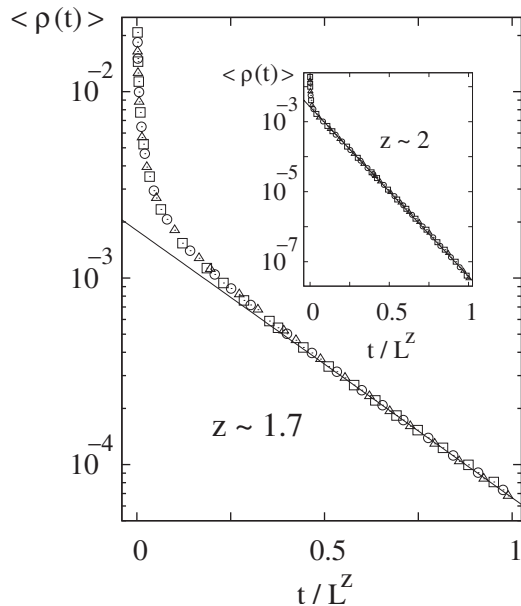


FIG. 5. Density decay for the distribution of Fig. 2 exhibiting a nonuniversal dynamic exponent at $p=0.5$. The inset shows the case of a well defined sign of binary biases $\{0.6, 0.2\}$ [as in Fig. 4(b)] displaying instead a typical diffusive exponent. Squares denote data for $L=800$, circles 400, and triangles 200. To compare slopes, the data of these latter two sizes were shifted downward.

scaling behavior for well oriented biases is obtained with standard diffusive exponents, which is also in agreement with our previous numerical results [inset of Fig. 4(b)].

Finally, it is interesting to comment on the regime $t \ll L^z$. This is addressed in Fig. 6 where the density decay below, at, and above p_c is exhibited for much larger systems. After averaging 20 samples over 100 histories each, it is observed that in all cases there is an early stage showing the typical $t^{-1/2}$ decay. However, at $p=p_c$ ($p > p_c$), an incipient crossover to a slower (faster) decay clearly emerges (cf. [5,6]). It would take further evolution decades to estimate the actual form of such regimes, although their nonuniversal characters are already in line with our findings for $z(p)$. The situation for $p < p_c$ remains unclear as the existence of a very slow crossover cannot be ruled out.

V. CONCLUSIONS

To summarize, after identifying phase steps and limiting phases and their relationship to generalized biased random walks, in Sec. III we have outlined how the character (power law or stretched exponential) of the nonuniversal critical dynamics and in particular the critical exponents and their non-universality are determined by the associated diffusion constant and bias (in the case where the fundamental phase step can have either sign).

Among the specific results given above are as follows: in the general biased case the dynamic exponent z is $D/|b|$ and associated distributions of the energy gap are exponential. For vanishing bias z diverges and the usual critical power-law behavior is replaced by a stretched exponential form,

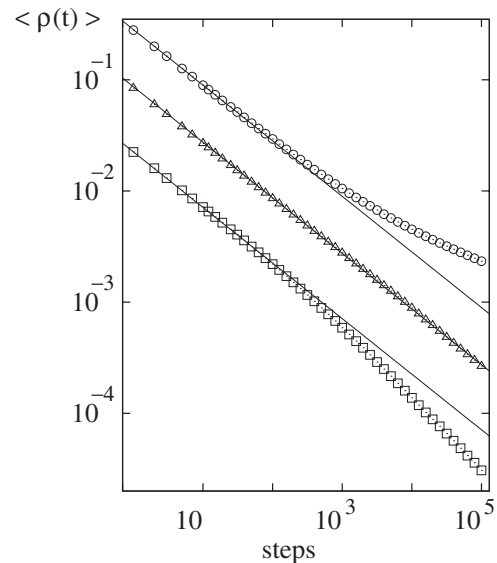


FIG. 6. Density decay for the binary distribution considered above using $L=10^4$ and different concentrations. From top to bottom these vary as $p_c \sim 0.2263$ (circles), 0.15 (triangles), and 0.5 (squares). For comparisons of large times trends, the data of the latter two concentrations were shifted downward. Solid lines are fitted with slopes $-1/2$.

possibly signaling the emergence of a glassy dynamic, while the ratio of rms gap to mean gap diverges. All those findings were corroborated numerically using the doubling fermion approach given in Sec. II and Monte Carlo simulations of Sec. IV.

Concerning occurrence of both positive and negative phase steps, that is connected, in a given configuration of randomness, to a succession of domains of alternating bias, whose boundary sites alternate between being traps or repellers for particles. That causes some particles to wander ineffectively for long times before finding a partner for pair annihilation (see Fig. 1) leading to large or divergent dynamic exponents (see Figs. 2 and 3).

Among many important things not covered are the following: the full parameter dependence of dynamic exponent z from pure value to divergence where the bias vanishes [e.g., in the case of the binary distribution of rates, with concentration parameter p , where $z(p)$ is not monotonic for p in $[0, p_c]$ or in $[p_c, 1]$]; the effect of open boundaries versus PBC (can be very significant in driven nonequilibrium systems)—particularly here regarding the stretching exponent for zero bias—needs further investigation.

ACKNOWLEDGMENTS

Numerical evaluations were carried out on the HPC Bose Cluster at IFLP. M.D.G. and G.L.R. acknowledge discussions with C. A. Lamas and H. D. Rosales and support of CONICET, Argentina under Grants No. PIP 5037 and No. PICT ANCYPT 20350. R.B.S. acknowledges discussions with J. T. Chalker and EPSRC-GB support under the Oxford Grant No. EP/D050952/1.

- [1] G. Ódor, *Rev. Mod. Phys.* **76**, 663 (2004).
- [2] F. Iglói and C. Monthus, *Phys. Rep.* **412**, 277 (2005).
- [3] A. O. Golosov, *Commun. Math. Phys.* **92**, 491 (1984).
- [4] P. Le Doussal and C. Monthus, *Phys. Rev. E* **60**, 1212 (1999).
- [5] G. M. Schütz and K. Mussawisade, *Phys. Rev. E* **57**, 2563 (1998).
- [6] P. L. Krapivsky, E. Ben-Naim, and S. Redner, *Phys. Rev. E* **50**, 2474 (1994).
- [7] N. Kuroda, M. Nishida, Y. Tabata, Y. Wakabayashi, and K. Sasaki, *Phys. Rev. B* **61**, 11217 (2000); N. Kuroda, Y. Wakabayashi, M. Nishida, N. Wakabayashi, M. Yamashita, and N. Matsushita, *Phys. Rev. Lett.* **79**, 2510 (1997); N. Kuroda, Y. Tabata, M. Nishida, and M. Yamashita, *Phys. Rev. B* **59**, 12973 (1999).
- [8] R. B. Stinchcombe, *Adv. Phys.* **50**, 431 (2001); G. M. Schütz, in *Phase Transitions and Critical Phenomena*, edited by C. Domb and J. L. Lebowitz (Academic, London, 2001).
- [9] F. J. Dyson, *Phys. Rev.* **92**, 1331 (1953); H. Schmidt, *ibid.* **105**, 425 (1957); T. P. Eggarter and R. Riedinger, *Phys. Rev. B* **18**, 569 (1978).
- [10] F. Iglói and I. A. Kovács, *Phys. Rev. B* **77**, 144203 (2008); C. A. Lamas, D. C. Cabra, M. D. Grynberg, and G. L. Rossini, *ibid.* **74**, 224435 (2006).
- [11] S. Redner, *A Guide to First-Passage Processes* (Cambridge University Press, Cambridge, England, 2001).
- [12] P. Jordan and E. Wigner, *Z. Phys.* **47**, 631 (1928).
- [13] M. D. Grynberg and R. B. Stinchcombe, *Phys. Rev. Lett.* **76**, 851 (1996); **74**, 1242 (1995); *Phys. Rev. E* **52**, 6013 (1995).
- [14] See, e.g., E. Lieb, T. Schultz, and D. Mattis, *Ann. Phys. (N.Y.)* **16**, 407 (1961).
- [15] F. Merz and J. T. Chalker, *Phys. Rev. B* **65**, 054425 (2002).
- [16] Here, $F_q^\pm \neq (F_q^\mp)^\dagger$, $G_q^\pm \neq (G_q^\mp)^\dagger$, but satisfy the elementary excitation algebra: $[H_o, F_q^\pm] = \pm \Lambda_q F_q^\pm$, $[H_o, G_q^\pm] = \mp \Lambda_{-q} G_q^\pm$.
- [17] Consult for instance, W. H. Press, S. A. Teukolsky, W. T. Vetterling, and B. P. Flannery, *Numerical Recipes*, 2nd ed. (Cambridge University Press, Cambridge, England, 1992), Chap. 11.
- [18] Under PBC, however, our diagonalizations suggest instead a stretching factor $\beta \sim 0.3$.