

Diffusion and drift of cosmic rays in highly turbulent magnetic fields

Julián Candia^{1,2} and Esteban Roulet³

¹ IFLP, Departamento de Física, Universidad Nacional de La Plata, C.C. 67, La Plata 1900, Argentina

² Fermi National Accelerator Laboratory, PO Box 500, Batavia, IL 60510, USA

³ CONICET, Centro Atómico Bariloche, Avenida Bustillo 9500, Bariloche 8400, Argentina

E-mail: candia@fisica.unlp.edu.ar and roulet@cab.cnea.gov.ar

Received 4 August 2004

Accepted 27 September 2004

Published 7 October 2004

Online at stacks.iop.org/JCAP/2004/i=10/a=007

doi:10.1088/1475-7516/2004/10/007

Abstract. We determine numerically the parallel, perpendicular and antisymmetric diffusion coefficients for charged particles propagating in highly turbulent magnetic fields, by means of extensive Monte Carlo simulations. We propose simple expressions, given in terms of a small set of fitting parameters, to account for the diffusion coefficients as functions of magnetic rigidity and turbulence level, and corresponding to different kinds of turbulence spectra. The results obtained satisfy scaling relations, which make them useful for describing the cosmic ray origin and transport in a variety of different astrophysical environments.

Keywords: cosmic rays, magnetic fields

ArXiv ePrint: [astro-ph/0408054](http://arxiv.org/abs/astro-ph/0408054)

JCAP10(2004)007

The diffusion and drift of charged particles across highly turbulent magnetic fields are key issues in describing the transport of cosmic rays in different astrophysical environments, e.g. the interplanetary, interstellar and intergalactic media, as well as the efficiency of Fermi acceleration processes at cosmic ray sources. In particular, it has been shown that the inclusion of drift effects in the transport equation leads naturally to an explanation for the knee, for the second knee and for the observed behaviour of the composition and anisotropies between the knee and the ankle [1]–[4]. However, the accuracy of the investigations performed so far is limited by the lack of conclusive results concerning the behaviour of the diffusion tensor under highly turbulent conditions as a function of the particle energy and the relevant magnetic field parameters. In particular, the magnetic fields in the Galaxy are highly turbulent because the mean random field is of the order of the mean regular field. Moreover, since there are reversals in the orientation of the regular field, this implies the existence of regions with negligible regular fields in which the turbulence prevails.

Perturbative studies for low turbulence have been developed for a long time [5]–[7], but these analytic methods cease to be applicable for high turbulence levels, and only recently have the parallel and transverse diffusion coefficients been calculated numerically for regimes with high turbulence [8, 9]. The aim of this work is to provide a thorough and more systematic calculation of these coefficients, and to parametrize the results in order to make them useful in a variety of different kinds of applications. Moreover, we present here also a numerical evaluation of the Hall diffusion coefficient that is responsible for the drift effects, which so far has never been evaluated quantitatively under highly turbulent conditions. It should also be remarked that, while in [8, 9] only the Kolmogorov spectrum of fluctuations in the random magnetic field was considered, in this work other types of turbulence are studied as well (namely, the Kraichnan and Bykov–Toptygin turbulence spectra, which bracket a wide range of possible turbulence spectra).

A relativistic particle of charge Ze propagating in a uniform regular magnetic field \mathbf{B}_0 describes a helical path characterized by a pitch angle θ and a Larmor radius given by

$$r_L \equiv \frac{pc}{ZeB_0} \simeq \frac{E/Z}{10^{15} \text{ eV}} \left(\frac{B_0}{\mu\text{G}} \right)^{-1} \text{ pc}. \quad (1)$$

The component of the velocity parallel to \mathbf{B}_0 is $v_{\parallel} = c \cos \theta$, while the radius of the helical trajectory is $r_L \sin \theta$. In the presence of a random magnetic field \mathbf{B}_r with a maximum scale of turbulence L_{max} , the particles scatter off the magnetic irregularities and change their pitch angle, but not their velocity. The pitch angle scattering proceeds mainly in resonance (i.e., the scattering is dominated by the inhomogeneities with scales of the order of r_L), and hence it is an effective mechanism of isotropization as long as $r_L < L_{\text{max}}$. For instance, for the galactic magnetic field, with strength $B_0 \simeq$ a few μG and maximum scale of turbulence $L_{\text{max}} \simeq 100 \text{ pc}$, the pitch angle scattering leads to a diffusive regime for protons with energies up to a few 10^{17} eV .

In general, the diffusion tensor D_{ij} can be written as

$$D_{ij} = (D_{\parallel} - D_{\perp})b_i b_j + D_{\perp} \delta_{ij} + D_A \epsilon_{ijk} b_k \quad (2)$$

where $\mathbf{b} = \mathbf{B}_0/B_0$ is a unit vector along the regular magnetic field, δ_{ij} is the Kronecker delta symbol and ϵ_{ijk} is the Levi-Civita fully antisymmetric tensor. The symmetric terms contain the diffusion coefficients parallel and perpendicular to the mean field, D_{\parallel} and

D_{\perp} , which describe diffusion due to small scale turbulence, while the antisymmetric term contains the Hall diffusion coefficient D_A .

The diffusion along the magnetic field direction is due to the pitch angle scattering and leads to a diffusion coefficient given by

$$D_{\parallel} = \frac{c}{3} \lambda_{\parallel}, \quad (3)$$

where λ_{\parallel} is the mean free path in the parallel direction [1]. In this expression, λ_{\parallel} depends on the power of the random magnetic field modes at scales of order of r_L , i.e.

$$\lambda_{\parallel} \propto \frac{r_L}{dE_r/d \ln k} \Big|_{k=2\pi/r_L}, \quad (4)$$

where dE_r/dk is the power spectrum of the random magnetic field energy density.

In general, a component of the diffusion tensor is associated with some particular physical processes which may not contribute to the other components. The diffusion transverse to the regular magnetic field is due to both pitch angle scattering, which is the mechanism that prevails in the parallel diffusion, and to the wandering of the magnetic field lines themselves, which drag with them the diffusing particles in the direction perpendicular to \mathbf{B}_0 [6, 10, 11]. When the turbulence level is small, the diffusion in the orthogonal direction is much slower than in the parallel one and is strongly affected by the field line random walk, but in the limit of very high turbulence, the parallel and perpendicular motions become similar.

The Hall coefficient D_A describes in turn the macroscopic drift associated with the gradient of the CR density, leading to a current

$$\mathbf{J}_A = D_A \mathbf{b} \times \nabla N. \quad (5)$$

This macroscopic drift is orthogonal to both \mathbf{B}_0 and ∇N , and in particular is also present for a constant regular field. The relation between this macroscopic current and the microscopic drift associated with gradients and curvature in \mathbf{B}_0 has led to some confusion and controversy in the literature [12]–[15]. A common approach is to identify a guiding centre, associated with the instantaneous radius of curvature of the particle's trajectory, and to define a guiding centre velocity \mathbf{v}_g . In the so-called first-order orbit theory, an averaging over a particle's gyroperiod is performed assuming that the scale of variations in the field is much smaller than the Larmor radius, and then an ensemble averaging over a given distribution of particles is carried out. Alternatively, $\langle \mathbf{v}_g \rangle$ can be calculated by averaging locally over a distribution of particles in phase space [15]. In the latter case, the results are given in terms of an expansion of the anisotropy of the momenta in spherical harmonics, but in principle no assumptions concerning the scale of variations of the field are required. On the other hand, the average particle velocity $\langle \mathbf{v} \rangle$ can be calculated from the Vlasov (or collisionless Boltzmann) equation, averaging again over a particle distribution in phase space. As shown in [15], the mean particle and guiding centre velocities are related through their definition, and they differ in a term which is sometimes called diamagnetic drift. A qualitative difference that can be pointed out is that $\langle \mathbf{v} \rangle$ has a contribution arising from density gradients and can be non-vanishing even in the case of a uniform regular magnetic field, while $\langle \mathbf{v}_g \rangle$ depends only on the field gradients.

Notice that, when taking an average of the particle velocities inside a given volume element, one is including particles whose centres of gyration are outside the volume considered and, inversely, considering the guiding centres inside a given volume may correspond to taking into account particles which are actually outside that volume element. Since the observable quantity is the average particle velocity $\langle \mathbf{v} \rangle$ and not the abstract concept of the guiding centre motion $\langle \mathbf{v}_g \rangle$, it is clear that it is the former that will enter into the drift motions.

As commented above, the diffusion coefficients were calculated analytically only in the case of small turbulence levels, while results valid under highly turbulent conditions require instead a numerical approach [8, 9]. Following [8], we will consider charged particles propagating in a magnetic field of the form $\mathbf{B}(\mathbf{r}) = B_0 \hat{\mathbf{z}} + \mathbf{B}_r(\mathbf{r})$, where the first term represents a uniform regular field directed along the z -direction, while the second corresponds to the random component. In order to approximate numerically the isotropic and spatially homogeneous turbulent field, one can sum over a large number (N_m) of plane waves with wavevector direction, polarization and phase chosen randomly [16, 8], i.e.

$$\mathbf{B}_r(\mathbf{r}) = \sum_{n=1}^{N_m} \sum_{\alpha=1}^2 A(k_n) \hat{\xi}_n^\alpha \cos(\mathbf{k}_n \cdot \mathbf{r} + \phi_n^\alpha), \quad (6)$$

where the two orthogonal polarizations $\hat{\xi}_n^\alpha$ ($\alpha = 1, 2$) are in the plane perpendicular to the wavevector direction (i.e., $\hat{\xi}_n^\alpha \perp \mathbf{k}_n$, so as to ensure that $\nabla \cdot \mathbf{B} = 0$). The wavenumber distribution is taken according to a constant logarithmic spacing between $k_{\min} = 2\pi/L_{\max}$ and $k_{\max} = 2\pi/L_{\min}$, where L_{\min} and L_{\max} are the minimum and maximum scales of turbulence, respectively. The energy density of the turbulent component is taken as $dE_r/dk \propto k^{-\gamma}$, where the spectral index γ is given by the kind of mechanism that builds up the turbulence. Hence, the plane wave amplitudes satisfy $A^2(k_n) = \mathcal{N} \langle B_r^2 \rangle k_n^{-\gamma} (k_n - k_{n-1})$, with \mathcal{N} a normalization constant that ensures that $\sum_n A^2(k_n) = \langle B_r^2 \rangle$. In this work we will consider in particular three spectra of interest for astrophysical applications, namely a Kolmogorov spectrum with $\gamma = 5/3$ (which is the only case studied numerically in the past, and is particularly attractive since, according to observations [17, 18], the density fluctuations in the interstellar medium follow this turbulence spectrum), a Kraichnan hydromagnetic spectrum with $\gamma = 3/2$ [19] and the Bykov–Toptygin spectrum with $\gamma = 2$ [20].

By means of the Kubo formalism [21]–[23], the diffusion coefficients D_{ij} can be computed directly by taking ensemble averages of the decorrelation between different components of the single-particle velocities, i.e.

$$D_{ij} = \int_0^\infty dt R_{ij}(t), \quad (7)$$

with $R_{ij}(t) = \langle v_{0i} v_j(t) \rangle$ (with $v_{0i} \equiv v_i(t=0)$ and where $\langle \cdot \cdot \cdot \rangle$ denotes the ensemble average taken over an isotropic distribution of many particles). In [23], it was assumed that the velocity decorrelations were modulated by exponential factors, adopting the following ansätze:

$$R_{xx}(t) = R_{yy}(t) = \frac{c^2}{3} \cos \omega t e^{-t/\tau_\perp}, \quad (8)$$

$$R_{yx}(t) = -R_{xy}(t) = \frac{c^2}{3} \sin \omega t e^{-t/\tau_A} \quad (9)$$

and

$$R_{zz}(t) = \frac{c^2}{3} e^{-t/\tau_{\parallel}}, \quad (10)$$

where $\omega = c/r_L$ is the Larmor angular gyrofrequency and where $\tau_{\parallel}, \tau_{\perp}$ and τ_A are the decorrelation timescales associated with the different diffusion components. Then, the diffusion coefficients were obtained by integrating the proposed expressions for $R_{ij}(t)$ using equation (7). The diffusion coefficients were found to be

$$D_{\parallel} = \frac{cr_L}{3} \omega \tau_{\parallel}, \quad (11)$$

$$D_{\perp} = \frac{cr_L}{3} \frac{\omega \tau_{\perp}}{1 + (\omega \tau_{\perp})^2} \quad (12)$$

and

$$D_A = \frac{cr_L}{3} \frac{(\omega \tau_A)^2}{1 + (\omega \tau_A)^2}. \quad (13)$$

It is interesting to note that expressions of this form, but in which only a single timescale τ appears for the three diffusion coefficients, were obtained also in other analytic approaches that assumed a single scattering process to be responsible for all the decorrelations [24]–[26]. However, it should be pointed out that the expressions proposed in [23] for $R_{ij}(t)$ assume implicitly a small departure from the helical trajectories, and they are no longer adequate for high turbulence levels (see below for further discussions). Moreover, there is no general theory providing the decorrelation timescales, and this requires then further assumptions in order to make equations (11)–(13) useful. These additional assumptions are sometimes obscure and lead to results often at odds with the outcome of numerical simulations, as pointed out in [2].

Alternatively, the parallel and perpendicular diffusion coefficients can be calculated from the asymptotic rate of increase of the mean squared displacements in each direction, namely

$$D_{\parallel} = \lim_{\Delta t \rightarrow \infty} \frac{\langle (\Delta z)^2 \rangle}{2\Delta t} \quad (14)$$

and

$$D_{\perp} = \lim_{\Delta t \rightarrow \infty} \frac{\langle (\Delta x)^2 \rangle}{2\Delta t} = \lim_{\Delta t \rightarrow \infty} \frac{\langle (\Delta y)^2 \rangle}{2\Delta t}. \quad (15)$$

In any case, the straightforward method consists basically in generating a sample configuration for the random magnetic field (by choosing randomly the propagation direction, polarization and phase of the N_m plane waves in equation (6)), and then following the trajectory of a particle that propagates in the total (regular plus random) field from the origin with a random initial direction. The results should then be averaged over a large number of different field configurations in order to calculate the corresponding diffusion coefficients. In [8], for instance, the results were obtained by integrating firstly the trajectories of 2500 particles for a given field configuration, and then by averaging over 50 different field realizations. We found, however, that the results are more biased by the particular choice of field configuration than by the choice of the initial velocity of the particle. Hence, it turns out to be more convenient to average directly over a large number of field realizations. Indeed, we typically generated $\sim 10^5$ field configurations,

following the trajectory of a single particle in each of them, and used $N_m = 100$ modes in all simulations.

For the numerical integration of the particle trajectories under the influence of the Lorentz force, we adopted a time step $\Delta t = 0.1 r_L/c$ in the Runge–Kutta routine. In [9], the parallel and perpendicular diffusion coefficients were computed from equations (14) and (15), and this method requires one to follow the particle trajectories for quite long times in order to reach the asymptotic region, typically longer than $t = 1000 r_L/c$. We found it more convenient to instead compute directly the particle decorrelation functions $R_{ij}(t)$ and integrate them through equation (7), since this procedure requires one to follow the particle trajectories for times typically not larger than $t = 100 r_L/c$. The underlying reason for this seems to be that the displacements keep more memory of the initial velocity adopted than the velocities themselves. In addition, this method allows one to compute the antisymmetric diffusion coefficient by means of R_{yx} , while averages such as $\langle \Delta x \Delta y \rangle$ vanish for large times, and hence they are not useful for computing D_A .

Figure 1 shows the time dependence of the decorrelation functions associated with different velocity components, for the Kolmogorov case and different turbulence levels, with the turbulence level defined here⁴ by $\sigma^2 \equiv \langle B_r^2 \rangle / B_0^2$. For low turbulence, it is observed in figure 1(a) that, after a given initial transient period, the correlation functions behave as equations (8)–(10), and hence one can calculate the decorrelation timescales directly. For instance, following the local maxima of the sinusoidal functions one finds $\tau_\perp = \tau_A$, as is apparent from figure 2. In [23], these decorrelation timescales were considered to be equal as a simplifying assumption, but it was suggested that new effects could arise in a general case with $\tau_\perp \neq \tau_A$. Here we find that these decorrelation timescales are indeed equal, and actually this could be expected from the fact that the physical origins for the decorrelations are the same in the two cases. For high turbulence levels, however, the amplitude decrease is much more abrupt, as is shown in figure 1(b). The decorrelation functions become vanishingly small already in the transient period, and equations (8)–(10) are hence not valid any longer.

Defining the dimensionless parameter $\rho \equiv r_L/L_{\max}$, the results given in terms of $D/(cL_{\max}\rho)$ versus ρ are universal and can be scaled in order to calculate the diffusion tensor for different sets of values for the regular field amplitude, random field length scale and particle energies. For instance, the range $0.01 \leq \rho \leq 1$ investigated in this work can be regarded as corresponding to $10^{15} \leq E/\text{eV} \leq 10^{17}$ for protons propagating in the Galaxy (for $B_0 = 1 \mu\text{G}$ and $L_{\max} = 100 \text{ pc}$). Alternatively, considering protons propagating in the interplanetary field, with strength $B_0 = 50 \mu\text{G}$ and $L_{\max} = 0.01 \text{ AU}$, the limit to the diffusion regime at $\rho = 1$ corresponds to the kinetic energy $E_k = 1.8 \text{ GeV}$.⁵ Since pitch angle scattering proceeds mainly in resonance, the particle propagation is essentially independent of the minimum scale length of turbulence L_{\min} , as long as $L_{\min} \ll r_L$. For definiteness, we then adopt $L_{\min} = 0.1 r_L$.

Figure 3 shows the numerical results obtained for the parallel diffusion coefficient corresponding to the Kraichnan spectrum and for different turbulence levels in the range

⁴ Alternatively, one can define the turbulence level as $\eta \equiv \langle B_r^2 \rangle / (\langle B_r^2 \rangle + B_0^2) = \sigma^2 / (1 + \sigma^2)$ [9]. The definition adopted here follows that in [8].

⁵ In [8], however, the power spectrum of the random interplanetary field is considered to continue with constant amplitude from 0.01 AU up to a maximum scale of 1 AU, hence extending considerably the diffusive regime to higher energies.

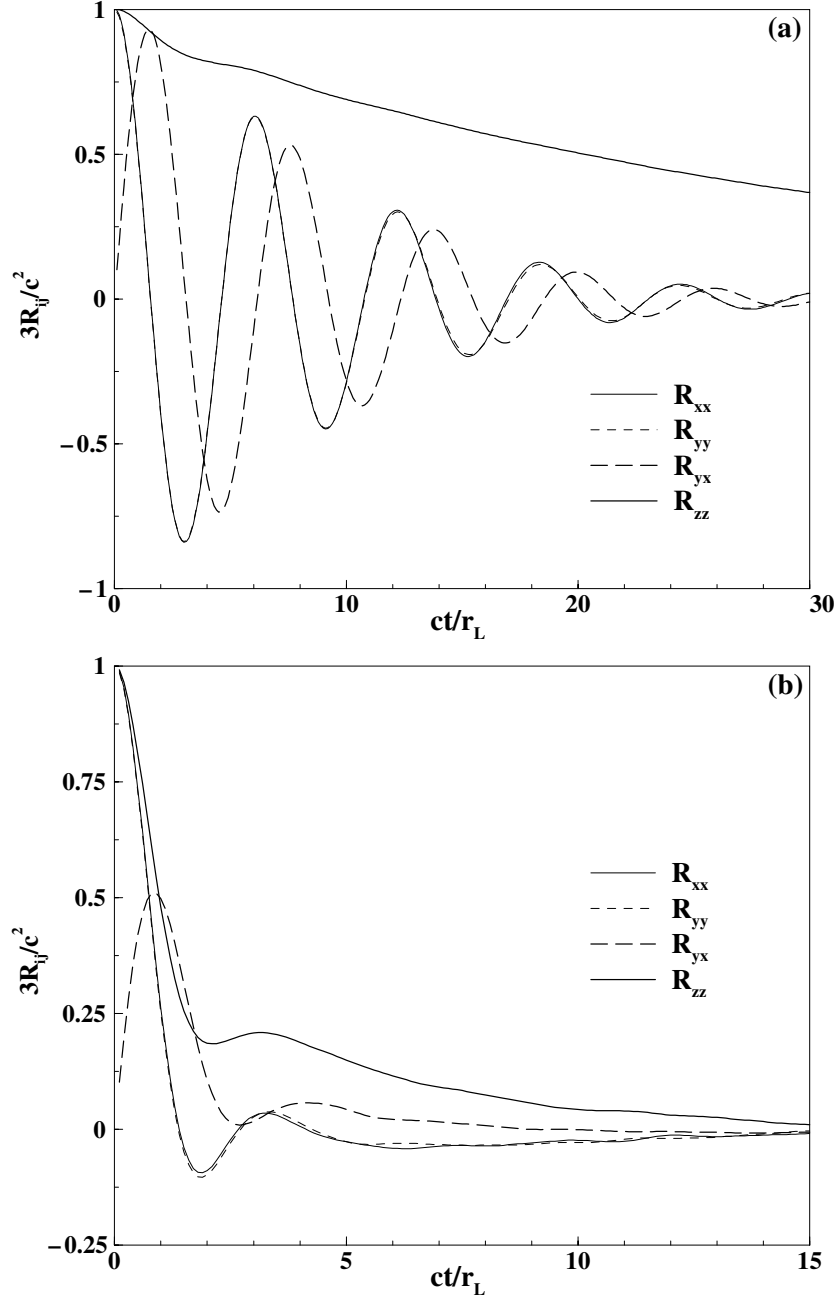


Figure 1. The time dependence of the particle decorrelation functions associated with different velocity components, for the Kolmogorov turbulence spectrum and two different turbulence levels: (a) $\sigma^2 = 0.3$ and (b) $\sigma^2 = 5$, both corresponding to $r_L = 0.1 L_{\max}$.

$0.1 \leq \sigma^2 \leq 100$, as indicated. As follows from equations (3) and (4), in the resonant scattering regime one expects that $D_{\parallel} \propto \rho^{2-\gamma}$, while at high rigidities (outside the resonant scattering regime) the scattering effectiveness is expected to decrease as E^{-2} [1, 27], hence leading to $D_{\parallel} \propto \rho^2$, irrespective of the turbulence spectrum considered. The behaviour of the results displayed in figure 3 agrees very well with these expectations,

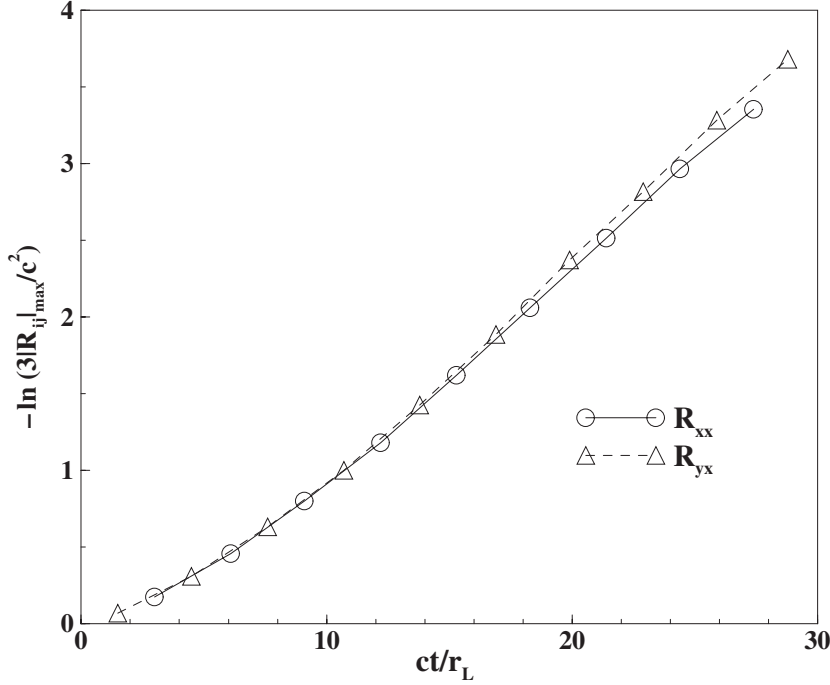


Figure 2. Linear-log plots of the local maxima of $|R_{xx}|$ and $|R_{yx}|$ versus t corresponding to the case of figure 1(a), showing that $\tau_{\perp} = \tau_A$ (see equations (8) and (9)). The curves are guides to the eye.

showing a crossover between the resonant and non-resonant scattering regimes that takes place around $\rho \simeq 0.2$. Indeed, the actual scale length that separates the two regimes is determined by the correlation length of the turbulence spectrum L_c , defined as

$$\int_{-\infty}^{\infty} dL \langle \mathbf{B}_r(0) \cdot \mathbf{B}_r(\mathbf{r}(L)) \rangle \equiv L_c \langle B_r^2 \rangle, \quad (16)$$

where the point $\mathbf{r}(L)$ is displaced with respect to the origin by a distance L along a fixed direction. Then, considering a spectrum of fluctuations of index γ extending between the scale lengths L_{\min} and L_{\max} , the correlation length is given by [28]

$$L_c = \frac{1}{2} L_{\max} \frac{\gamma - 1}{\gamma} \frac{1 - (L_{\min}/L_{\max})^{\gamma}}{1 - (L_{\min}/L_{\max})^{\gamma-1}}. \quad (17)$$

Hence, $L_c/L_{\max} \simeq 0.2$ is a quite representative value for the random field power spectra considered in this work, and this explains the change of regime observed at $\rho \simeq 0.2$.

According to these considerations, an appropriate way of fitting the results is to interpolate D_{\parallel} between the power laws that characterize the low and high rigidity regimes. A convenient way to achieve this is by means of the expression

$$\frac{D_{\parallel}}{cL_{\max}\rho} = \frac{N_{\parallel}}{\sigma^2} \sqrt{\left(\frac{\rho}{\rho_{\parallel}}\right)^{2(1-\gamma)} + \left(\frac{\rho}{\rho_{\parallel}}\right)^2}, \quad (18)$$

where the parameters N_{\parallel} and ρ_{\parallel} are given in table 1. This expression appears to fit our numerical results well up to $\sigma^2 \simeq 10$, which is already a very high turbulence level in most

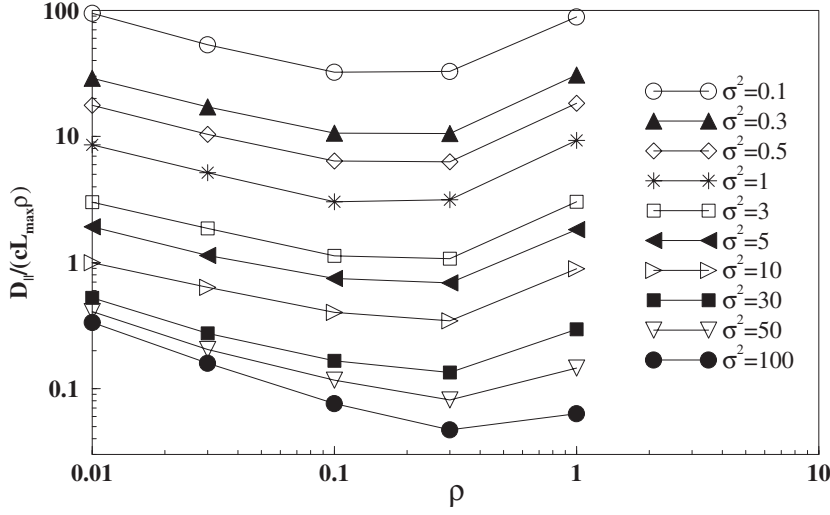


Figure 3. Results obtained for the parallel diffusion and corresponding to the Kraichnan spectrum for different turbulence levels in the range $0.1 \leq \sigma^2 \leq 100$, as indicated. The lines are guides to the eye.

Table 1. Parameters of the fitting formulae corresponding to the parallel, transverse and antisymmetric diffusion coefficients, and for different kinds of turbulence spectra. See more details in the text.

Spectrum	γ	N_{\parallel}	ρ_{\parallel}	$N_{\parallel}^{\text{asint}}$	$\rho_{\parallel}^{\text{asint}}$	N_{\perp}	a_{\perp}	N_A
Kraichnan	3/2	2.0	0.22	3.5	0.65	0.019	1.37	17.6
Kolmogorov	5/3	1.7	0.20	3.1	0.55	0.025	1.36	14.9
Bykov–Toptygin	2	1.4	0.16	2.6	0.45	0.020	1.38	14.2

astrophysical applications of interest. For even higher turbulence levels, the results are best described asymptotically by the parameters $N_{\parallel}^{\text{asint}}$ and $\rho_{\parallel}^{\text{asint}}$, also given in table 1.

In order to check the consistency with the previous numerical results for highly turbulent parallel diffusion (which was studied in [9] assuming a Kolmogorov spectrum of fluctuations), figure 4 shows a comparison between our fit and the results of [9], both corresponding to a Kolmogorov spectrum and for the same turbulence levels. Notice that in [9] the Larmor radius⁶ r_L^* is defined by making the replacement $B_0 \rightarrow \sqrt{B_0^2 + B_r^2}$ in equation (1), hence coupling in r_L^* the dependence on rigidity and on the turbulence level, while, on the other hand, the dimensionless parameter ρ^* is defined as $\rho^* = 2\pi r_L^*/L_{\text{max}}$. Hence, the results have to be rescaled according to the relations $D/(cL_{\text{max}}\rho) = D/(r_L^*c)/\sqrt{1 + \sigma^2}$ and $\rho = \rho^*\sqrt{1 + \sigma^2}/2\pi$. As can be seen in figure 4, the two data sets agree reasonably well.

The perpendicular diffusion coefficient is most easily parametrized from the results for the ratio D_{\perp}/D_{\parallel} , since this ratio exhibits little dependence on the rigidity. In order to avoid the subdiffusive regime (see discussion below), we first restricted ourselves to

⁶ To avoid any confusion, we use an asterisk to indicate the quantities defined in [9].

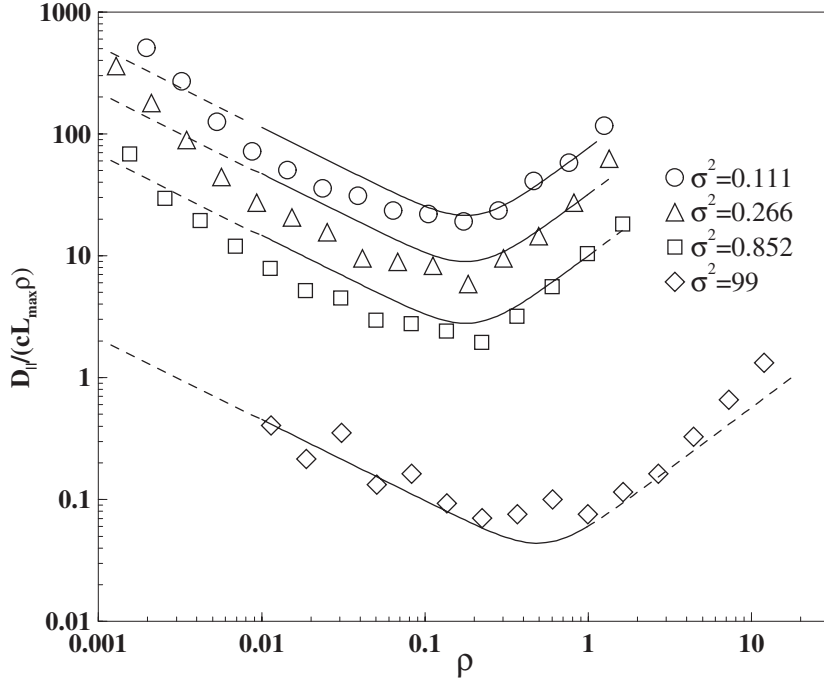


Figure 4. Comparison between the fit to D_{\parallel} given in this work (formally only valid in the range $0.01 \leq \rho \leq 1$) and the results of [9], both corresponding to a Kolmogorov spectrum and for the same turbulence levels.

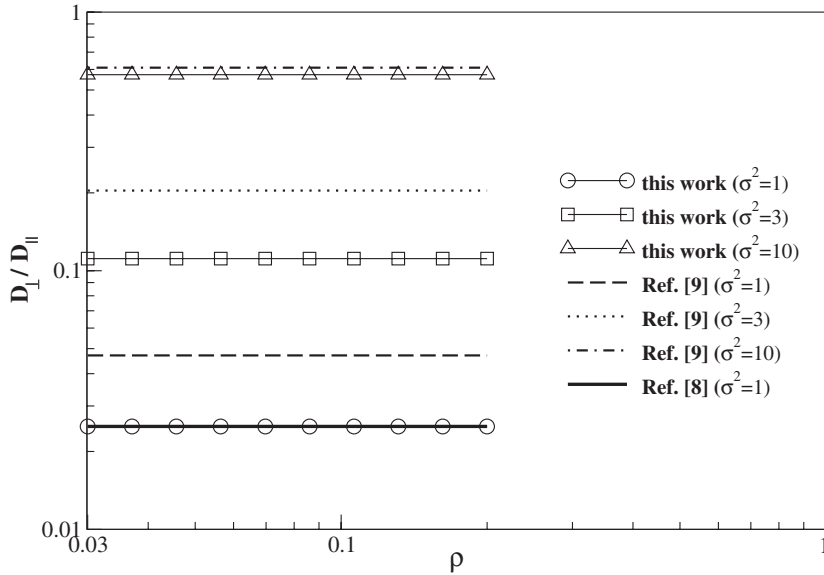


Figure 5. The fit to D_{\perp}/D_{\parallel} as a function of rigidity for the Kolmogorov spectrum and corresponding to the low rigidity regime (i.e. $\rho \leq 0.2$), as obtained for different turbulence levels. For larger rigidities, $D_{\perp}/D_{\parallel} \propto \rho^{-2}$ (see equation (19)). For comparison, results obtained from fits to the data given in [8] and [9] are also shown.

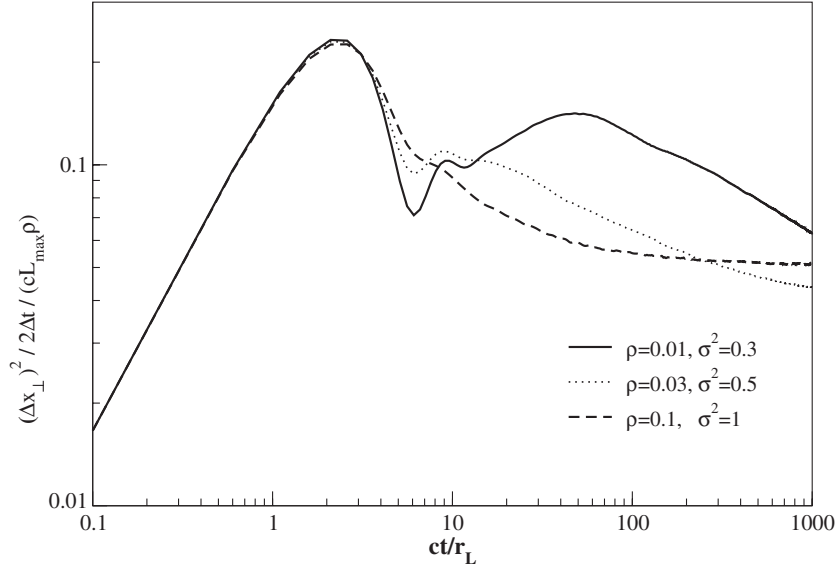


Figure 6. $\langle(\Delta x_{\perp})^2\rangle/2\Delta t/(cL_{\max}\rho)$ versus time for different values of rigidity and turbulence levels, in the case of a Kolmogorov spectrum of fluctuations. The subdiffusive regime shows up at low enough rigidities and turbulence levels.

$\rho \geq 0.03$ and $\sigma^2 \geq 1$. As in previous numerical investigations [8, 9], we found the ratio D_{\perp}/D_{\parallel} to be independent of rigidity in the low rigidity region (namely, for $\rho \leq 0.2$), while it scales as ρ^{-2} in the high rigidity region. Hence, our results can be conveniently parametrized by means of the expression

$$\frac{D_{\perp}}{D_{\parallel}} = N_{\perp} \times (\sigma^2)^{a_{\perp}} \times \begin{cases} 1 & (\rho \leq 0.2), \\ (\rho/0.2)^{-2} & (\rho > 0.2), \end{cases} \quad (19)$$

where the parameters N_{\perp} and a_{\perp} are also given in table 1. In [2]–[4], a fit to the data of [9] (for the low rigidity regime) was given as

$$\frac{D_{\perp}}{D_{\parallel}} = \frac{1}{1 + 4.5^2/(\sigma^2)^{1.5}}, \quad (20)$$

while the results presented in [8], which correspond to the turbulence range $0.03 \leq \sigma^2 \leq 1$, can be accounted for by the expression

$$\frac{D_{\perp}}{D_{\parallel}} = 0.025 \times (\sigma^2)^{1.835}. \quad (21)$$

Figure 5 shows the fit given by equation (19) for the Kolmogorov case and different turbulence levels. For the sake of comparison, the results of [9] (as given by equation (20)) and of [8] (as given by equation (21)) are also shown. For moderate turbulence levels ($\sigma^2 = 1$) our results show an excellent agreement with the results of [8], while the agreement with [9] tends to be better for larger turbulence.

For low rigidities and turbulence levels (for instance, $\rho \simeq 0.01$ and $\sigma^2 \leq 1$), we have found evidence for the phenomenon of subdiffusion, as already reported in [9]. Indeed, a low rigidity particle at low turbulence tends to remain attached to a field line, and

hence transverse diffusion chiefly proceeds by the transverse random walking of field lines. The mean perpendicular displacement is then expected to evolve more slowly with time than in the case of normal diffusion (i.e., $\langle \Delta x_{\perp}^2 \rangle \propto t^m$ with $m < 1$). Figure 6 shows $\langle (\Delta x_{\perp})^2 \rangle / 2\Delta t / (cL_{\max}\rho)$ as a function of time, for different values of rigidity and turbulence levels, in the case of a Kolmogorov spectrum of fluctuations. While a plateau is attained at large t for $\rho = 0.1$ and $\sigma^2 = 1$, hence corresponding to the usual diffusion relation $\langle \Delta x_{\perp}^2 \rangle \propto t$, for lower values of rigidity and turbulence level the phenomenon of subdiffusion shows up. As an approach to understanding the subdiffusive regime, the so-called compound diffusion has been proposed and investigated, in which particles are assumed to be strictly tied to the field lines, while they scatter back and forth along the lines [29, 22, 30, 31]. For the limiting case of compound diffusion, it turns out that $m = 1/2$, while in the case of three-dimensional particle transport, m is expected to have a smooth dependence on rigidity and turbulence, such that $1/2 \leq m(\rho, \sigma^2) < 1$. Further investigations aiming at a detailed, quantitative description of subdiffusion are currently in progress.

Concerning the antisymmetric diffusion coefficient, the numerical results can be fitted by the expression

$$\frac{D_A}{cL_{\max}\rho} = \frac{1}{3} \frac{1}{\sqrt{1 + (\sigma^2/\sigma_0^2)^2}}, \quad (22)$$

where

$$\sigma_0^2(\rho) = N_A \times \begin{cases} \rho^{0.3} & (\rho \leq 0.2), \\ 1.9 \rho^{0.7} & (\rho > 0.2), \end{cases} \quad (23)$$

and where the values for the parameter N_A are given in table 1. In the limit of very low turbulence, this expression tends to the appropriate value $D_A \simeq cr_L/3$ [1] (see also equation (13) in the large τ_A limit), while it vanishes in the limit of very strong turbulence, as expected. In [2]–[4], the propagation of cosmic rays diffusing in the Galaxy was studied and, due to the lack of an expression like that given by equations (22) and (23) (i.e. valid even under highly turbulent conditions), a simple ρ -independent prescription for $D_A/cL_{\max}\rho$ was adopted, namely

$$\frac{D_A}{cL_{\max}\rho} = \frac{1}{3} \frac{1}{1 + (\sigma^2)^{1.5}/4.5^2}, \quad (24)$$

which was inferred for a Kolmogorov spectrum of fluctuations. In figure 7 this ad hoc prescription is compared to the actual fit of equations (22) and (23), calculated for the Kolmogorov case and the rigidities $\rho = 0.01, 0.1, 1$. One can observe a sound agreement between the prescription of [2]–[4] and the fit corresponding to $\rho = 0.01$ and, in any case, the dependence of D_A/ρ on ρ is apparent only for very high turbulence levels $\sigma^2 \gg 1$.

In summary, in this work we performed extensive Monte Carlo simulations to determine the parallel, transverse and antisymmetric diffusion coefficients that describe the propagation of cosmic rays under highly turbulent conditions. We examined the simple analytical approach proposed in [23], and found that the expressions given there in terms of mean trajectory decorrelations are only meaningful for low turbulence levels. Furthermore, we found that, as long as their approach is valid, the decorrelation timescales associated with transverse and antisymmetric diffusion are indeed equal. We evaluated the diffusion

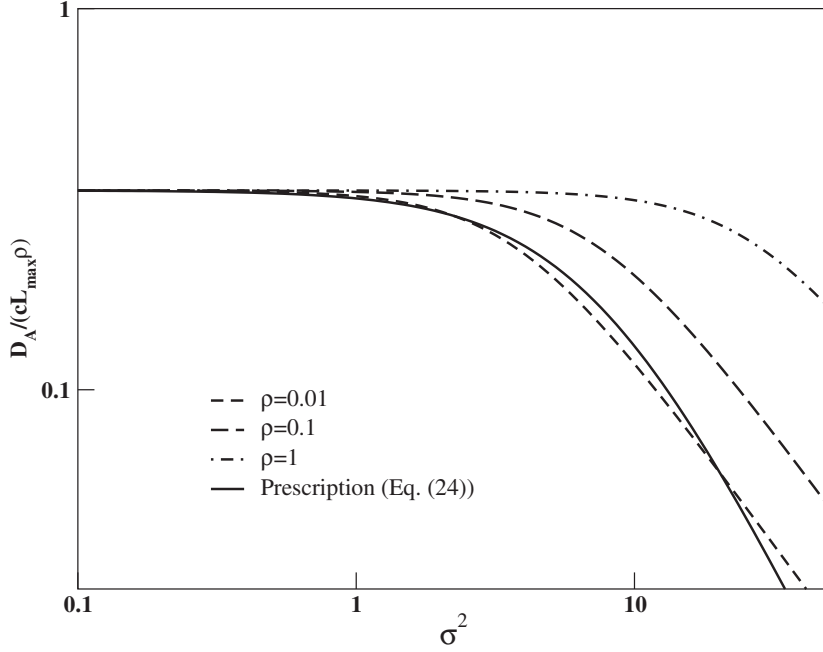


Figure 7. Comparison between the fit to D_A given in this work (for the Kolmogorov spectrum and the rigidities $\rho = 0.01, 0.1, 1$) and the simple ρ -independent prescription adopted in [2]–[4] (see equation (24)).

coefficients and parametrized the results by means of simple expressions, which agree with the expected behaviour in the limit of low turbulence levels. Moreover, the results obtained were compared to the previous numerical calculations performed in [8, 9]. In this respect, this work extends the previous investigations, since it also takes into consideration other possible turbulence spectra in addition to the Kolmogorov case (namely, the Kraichnan and the Bykov–Toptygin spectra), it provides useful parametrization formulae and it includes the study of the antisymmetric diffusion coefficient. Finally, we compared the new results for the antisymmetric coefficient with the prescription adopted previously in [2]–[4] for explaining the cosmic ray spectrum, composition and anisotropies in the region between the knee and the ankle. We hope that these results will be useful in a variety of different astrophysical scenarios related to the origin and transport of cosmic rays.

Acknowledgments

This work was partially supported by CONICET and Fundación Antorchas, Argentina. ER is partially supported by a John Simon Guggenheim Foundation fellowship. JC was supported by the Program for Latin American Students of the Theoretical Physics Department of Fermilab. Fermilab is operated by Universities Research Association Inc. under contract No DE-AC02-76CH02000 with the DOE.

References

- [1] Ptuskin V S *et al*, 1993 *Astron. Astrophys.* **268** 726 [SPIRES]
- [2] Candia J, Roulet E and Epele L N, 2002 *J. High Energy Phys.* **JHEP12(2002)033** [SPIRES]
- [3] Candia J, Mollerach S and Roulet E, 2002 *J. High Energy Phys.* **JHEP12(2002)032** [SPIRES]
- [4] Candia J, Mollerach S and Roulet E, 2003 *J. Cosmol. Astropart. Phys.* **JCAP05(2003)003** [SPIRES]
- [5] Parker E N, 1965 *Planet. Space Sci.* **13** 9
- [6] Jokipii J R, 1966 *Astrophys. J.* **146** 480 [SPIRES]
- [7] Chapman S and Cowling T G, 1970 *The Mathematical Theory of Non-Uniform Gases* (Cambridge: Cambridge University Press)
- [8] Giacalone J and Jokipii J R, 1999 *Astrophys. J.* **520** 204 [SPIRES]
- [9] Casse F, Lemoine M and Pelletier G, 2002 *Phys. Rev. D* **65** 023002 [SPIRES]
- [10] Jokipii J R and Parker E N, 1969 *Astrophys. J.* **155** 777 [SPIRES]
- [11] Forman M A, Jokipii J R and Owens A J, 1974 *Astrophys. J.* **192** 535 [SPIRES]
- [12] Spitzer L Jr, 1962 *Physics of Fully Ionized Gases* (New York: Interscience)
- [13] Northrop T G, 1963 *The Adiabatic Motion of Charged Particles* (New York: Interscience)
- [14] Rossi B and Olbert S, 1970 *Introduction to the Physics of Space* (New York: McGraw-Hill)
- [15] Burger R A, Moraal H and Webb G M, 1985 *Astrophys. Space Sci.* **116** 107
- [16] Batchelor G K, 1960 *The Theory of Homogeneous Turbulence* (Cambridge: Cambridge University Press)
- [17] Armstrong J W, Cordes J M and Rickett B J, 1981 *Nature* **291** 561 [SPIRES]
- [18] Ruzmaikin A A, Shukurov A M and Sokoloff D D, 1988 *Magnetic Fields of Galaxies* (Dordrecht: Kluwer)
- [19] Kraichnan R H, 1965 *Phys. Fluids* **8** 1385
- [20] Bykov A M and Toptygin I N, 1987 *Astrophys. Space Sci.* **138** 341
- [21] Kubo R, 1957 *J. Phys. Soc. Japan* **12** 570
- [22] Forman M A, 1977 *Astrophys. Space Sci.* **49** 83
- [23] Bieber J W and Matthaeus W H, 1997 *Astrophys. J.* **485** 655 [SPIRES]
- [24] Gleeson L J, 1969 *Planet. Space Sci.* **17** 31
- [25] Isenberg P A and Jokipii J R, 1979 *Astrophys. J.* **234** 746 [SPIRES]
- [26] Balescu R, Wang H-D and Misguich J H, 1994 *Phys. Plasmas* **1** 3826
- [27] Berezhinsky V S *et al*, 1990 *Astrophysics of Cosmic Rays* (Amsterdam: North-Holland)
- [28] Harari D *et al*, 2002 *J. High Energy Phys.* **JHEP03(2002)045** [SPIRES]
- [29] Getmantsev G G, 1963 *Sov. Astron.* **6** 477
- [30] Urch I H, 1977 *Astrophys. Space Sci.* **46** 389
- [31] Kóta J and Jokipii J R, 2000 *Astrophys. J.* **531** 1067 [SPIRES]