

Genome-wide association mapping of genetic factors controlling *Septoria tritici* blotch resistance and their associations with plant height and heading date in winter wheat

Euphytica

Guillermo Sebastián Gerard^{1,2}, Andreas Börner³, Ulrike Lohwasser³, María Rosa Simón¹

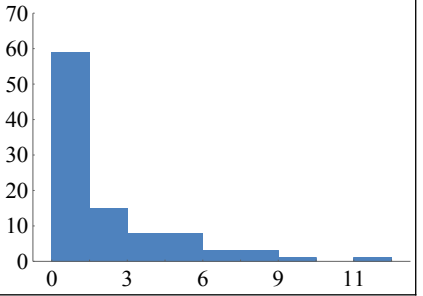
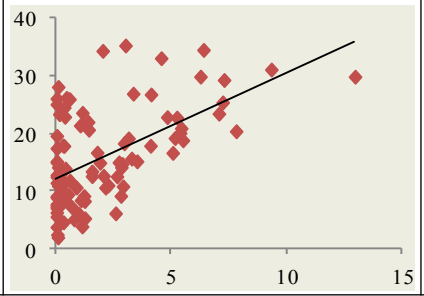
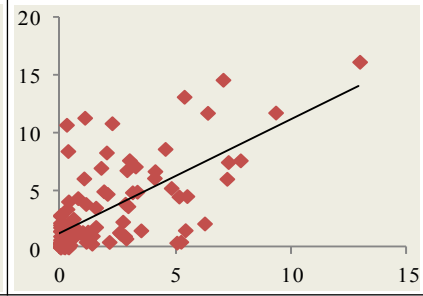
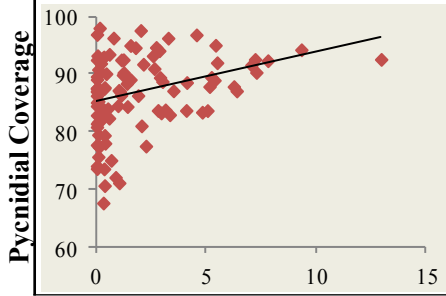
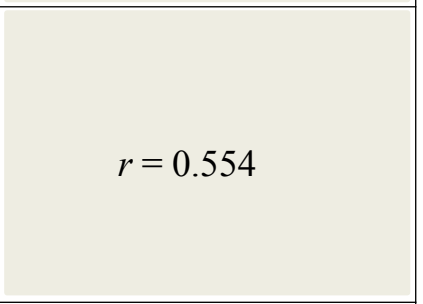
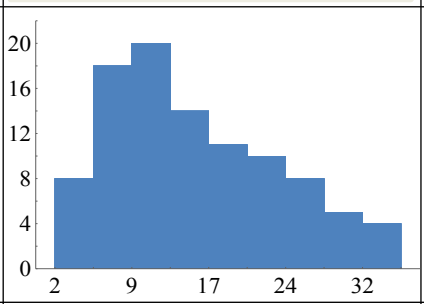
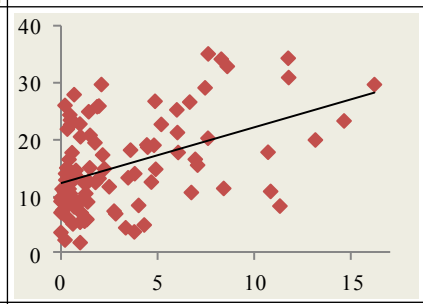
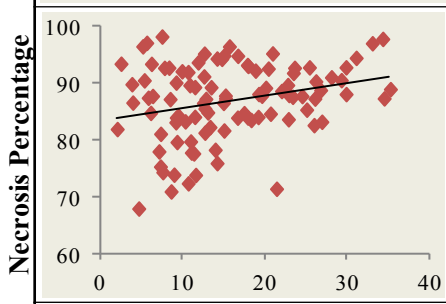
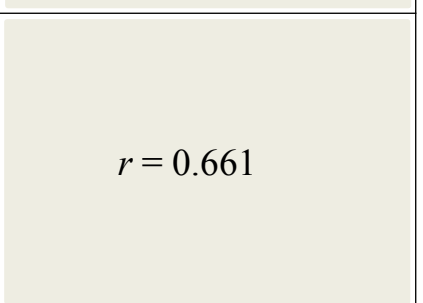
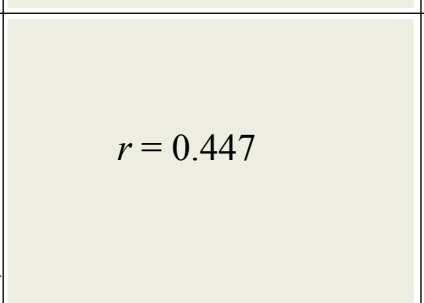
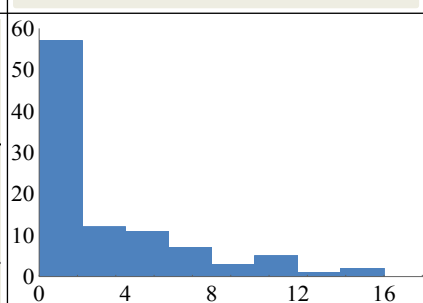
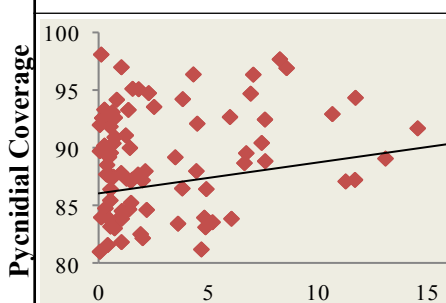
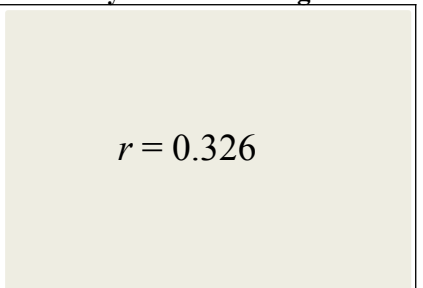
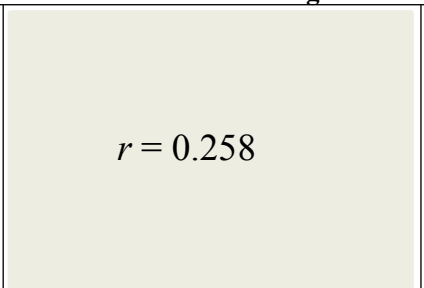
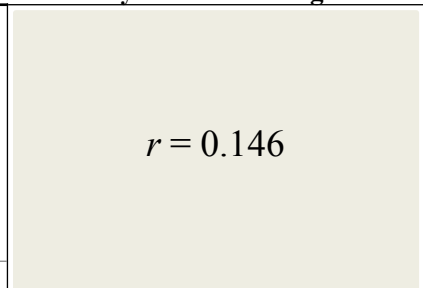
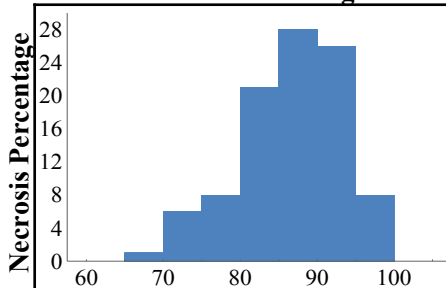
¹Faculty of Agriculture and Forestry Sciences, National University of La Plata, 60 and 119. CC 31, 1900 La Plata, Argentina.

²National Council for Scientific and Technological Research (CONICET), CCT La Plata. Calle 8 N° 1467 La Plata (1900) Buenos Aires – Argentina.

³Leibniz-Institut für Pflanzengenetik und Kulturpflanzenforschung (IPK), Corrensstraße 3, D-06466 Stadt Seeland/ OT Gatersleben, Germany.

Corresponding author. E-mail address: guillegerard@agro.unlp.edu.ar

Fig. S1 Field disease levels and correlations for seedling (a) and adult stage (b). Diagonals show histogram for each trait and experiment. Below and above the diagonal are panel showing field disease correlations.

a**Experiment 1****Experiment 2****Experiment 1****Experiment 2****Necrosis Percentage****Pycnidial Coverage****Necrosis Percentage****Pycnidial Coverage**

b**Experiment 1****Experiment 2****Experiment 3****Experiment 1****Experiment 2****Experiment 3**