



## POTENTIALITY OF HETEROPOLYTUNGSTATES AS CATALYSTS IN THE SELECTIVE OXIDATION OF DIPHENYLSULFIDE TO DIPHENYLSULFOXIDE

María G. Egusquiza<sup>a</sup>, Karima Ben Tayeb<sup>b</sup>, Mercedes Muñoz<sup>a</sup>, Gustavo Romanelli<sup>a</sup>, Carmen I. Cabello<sup>a\*</sup>, Irma L. Botto<sup>c</sup>, and Horacio J. Thomas<sup>a</sup>.

<sup>a</sup>CINDECA -UNLP-CONICET-La Plata, 47 N° 257, 1900, La Plata, Argentina.

<sup>b</sup>Unite de Catalyse et de chimie du solide', UCCS, UMR-CNRS 8181, Universite' des Sciences et Technologies de Lille, 59655 Villeneuve d'Ascq, Cedex, France.

<sup>c</sup>CEQUINOR -UNLP-CONICET-La Plata, 47 esq. 115, 1900, La Plata, Argentina.

\*Member CICPBA, E-mail: ccabello@quimica.unlp.edu.ar Phone/fax : +54 2214220288

Received December 15, 2008. In final form March 18, 2009.

### Abstract

The activity of complex heteropolytungstates of general formula B- $\alpha$ - $[M^{II}_4(H_2O)_2(PW_9O_{34})_2]^{10-}$  (1) with M= Co(II), Zn(II), Mn(II) and Cu(II) (PWM) was investigated in the selective oxidation reaction of diphenylsulfide to diphenylsulfoxide in presence of *tert*-butylhydroperoxide as oxidant. The characterization of phases was performed by X Ray Powder Diffraction, XRD. All phases resulted isomorphous although PWCu is obtained as a mixture of two structural isomers  $[Cu_2(H_2O)_2PW_{10}O_{38}]^{7-}$ .

The oxidation reaction was carried out in batch at 80°C using toluene as solvent and *t*-butylhydroperoxide 5-6 M in decane as oxidant for 6 h. The catalytic evaluation made by gas chromatography revealed a similar behavior with conversions of diphenylsulfide around 60% and high selectivity to diphenylsulfoxide near to 95% for most of phases studied while PWCu resulted the most active catalyst presenting a conversion of 84%. The activity rise was correlated with the increase of the oxidant character of the cluster metal(II).

**Keywords:** heteropolytungstates, diphenylsulfoxides, selective oxidation, tert-butyl-hydroperoxide.

## Resumen

Se investigó la actividad de heteropolitungstos complejos de fórmula general B- $\alpha$ - $[M^{II}_4(H_2O)_2(PW_9O_{34})_2]^{10-}$  (PMW) con M= Co(II), Zn(II), Mn(II) y Cu(II) en la reacción de oxidación selectiva de difenilsulfuro a difenilsulfóxido en presencia de peróxido de *ter*-butilo como oxidante. La caracterización de las fases se realizó por Difracción de Polvos por Rayos X, DRX. El estudio mostró que a excepción del precursor y la fase conteniendo  $M^{II}_4$  Cu(II), las fases con  $M_4$  = Co(II), Zn(II) y Mn(II) son isomorfas. La fase correspondiente a Cu(II) se obtiene como componente de una mezcla conteniendo además dos isómeros estructurales de fórmula  $[Cu_2(H_2O)_2PW_{10}O_{38}]^{7-}$ .

La reacción de oxidación se llevó a cabo en batch a 80°C en tolueno como solvente y peróxido de *t*-butilo como oxidante, durante un período de 6 h. La evaluación catalítica realizada por cromatografía gaseosa reveló un comportamiento similar con conversiones de difenilsulfuro alrededor del 60% y una alta selectividad a difenilsulfóxido no menor al 95% para la mayoría de las fases estudiadas mientras que el sistema que contiene cobre con M(II) = Cu resultó el catalizador más activo presentando una conversión de 84%. El incremento en la actividad se correlaciona con el incremento del carácter oxidante del metal del cluster.

**Palabras Claves:** heteropolitungstos, difenilsulfóxidos, oxidación selectiva, Tert-butil-hidroperóxido.

## Introduction

Many “sandwich-type” heteropolytungstophosphates having the general formula B- $\alpha$ - $[M^{II}_4(H_2O)_2(PW_9O_{34})_2]^{10-}$ , M = transition metal, are easily obtained in aqueous solution by reaction of appropriate amounts of the tri-lacunary Keggin anion B- $\alpha$ - $[PW_9O_{34}]^{9-}$  and transition metal ions [1,2]. The molecular structure of this type of anions was presented for the first time by Weakley et al. for the Co analogue [3]. It is based on the linkage of two lacunary Keggin sub-units B- $\alpha$ - $[PW_9O_{34}]^{9-}$  as it is observed in Fig. 1.

These compounds have attracted special interest from the academic point of view and from the industrial potentiality as catalysts in “cleaning” oxidative catalysis. In this context, they have recently shown interesting results in limonene epoxidation and in oxidation processes of arenes and phenols using H<sub>2</sub>O<sub>2</sub> [4,5]. However, a small number of reports appeared on their possible application as catalysts for selective oxidation of sulfides to sulfoxides.

In general, the catalytic oxidation of sulfide to sulfoxide has a lower conversion rate than that observed for the sulfoxide-sulfone process; fact that made difficult the synthesis of medicines which requires less than 0.5% of sulfones in its formulation (as rabeprazole, lansoprazole, omeprazole, etc). In this sense, the sulfoxide – sulfone separation process necessary for the isolation of active species must be optimized [6,8].

On the other hand, most of the oxidative procedures reported up to now result to be aggressive from environmental point of view. This is related to the use of contaminant reagents as Cr (VI) and Mn (VII), as well as to the long reaction times. Recently, some works in which

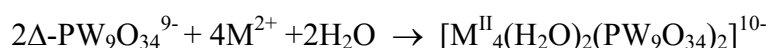
different oxygen carriers are employed have been reported. So, hydrogen peroxide allows to perform reactions in aqueous solution (in batch) and *t*-butylhydroperoxide (*t*-BuOOH) allows oxidative desulfurization reactions (ODS) in batch as well as in reactors of fixed bed [9]. Both oxidants produce “clean” residues (water and *t*-butanol) and facilitate the direct access to oxygen resulting simple in their storage and of low cost. Regarding catalysts useful in the oxidative process, they are commonly redox type. Basically they derive from precursors of transition metals oxide nature containing particularly Mo and W. Hence tungstates or molybdates are usually supported on  $\gamma$ -Al<sub>2</sub>O<sub>3</sub> whereas W-heteropolyacids can be used without support. As example, Keggin polyoxometalates of different structural nature were applied with success in several processes of sulfide selective oxidation [10].

The objective of the present work is to explore the catalytic possibilities of the series of heteropolytungstates B- $\alpha$ -[M<sup>II</sup><sub>4</sub>(H<sub>2</sub>O)<sub>2</sub>(PW<sub>9</sub>O<sub>34</sub>)<sub>2</sub>]<sup>10-</sup> containing M(II) = Co, Cu, Mn and Zn, which are prepared, characterized and proved for the selective oxidation of sulfides. Chemical properties and catalytic activity are related.

## Experimental

### *Synthesis of the K<sub>10</sub>[M<sup>II</sup><sub>4</sub>(H<sub>2</sub>O)<sub>2</sub>(PW<sub>9</sub>O<sub>34</sub>)<sub>2</sub>] phases*

The synthesis was made by reaction in aqueous solution from a Na<sub>8</sub>HPW<sub>9</sub>O<sub>34</sub>·24H<sub>2</sub>O precursor which was previously obtained by reaction between sodium wolframate and the H<sub>3</sub>PO<sub>4</sub> acid [3]. The K<sub>10</sub>[M<sup>II</sup><sub>4</sub>(H<sub>2</sub>O)<sub>2</sub>(PW<sub>9</sub>O<sub>34</sub>)<sub>2</sub>] phases were obtained from the precursor and Co, Zn, Mn and Cu salts in a stoichiometric ratio by using KCl in excess according to the following reaction:



The obtained solid is filtered and purified by recrystallization.

### *Physicochemical characterization*

Physicochemical characterization was performed by (TG-DTA, TPR) Thermal Analysis, FTIR and Raman Vibrational Spectroscopy and (SEM-EDS) Electron Microscopy have been reported recently [11]. In this work, X ray powder diffraction patterns were registered by an equipment Philips-1714 (CuK $\alpha$  radiation, Ni filter). Also, FTIR spectra which were obtained by using a Bruker IFSS 66 FT-IR equipment (KBr pellet technique).

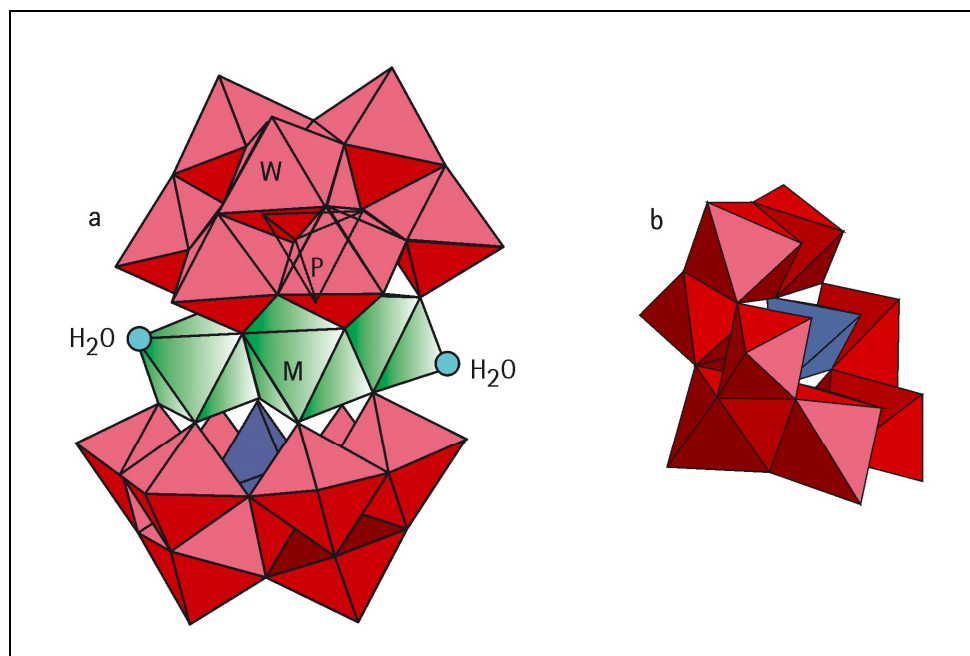
### *Catalytic activity*

The reaction was carried out in a batch stirred reactor. Parameters (time reaction, catalyst/reactive and oxidant/reactive ratios) were optimized previously for this reactions using other catalyst [12,13]. The best results for the selective diphenylsulfide - diphenylsulfoxide oxidation were obtained by using 1 mmol of diphenylsulfoxide dissolved in 5 ml of toluene, 1 ml of *t*-butylhydroperoxide 5-6 M in decane as oxidant; 1 milimol % of catalyst. All runs was performed at T = 80°C and time = 6 h. Likewise, it is interesting to remark that the inorganic phases are insoluble in the used organic solvents. The reaction advance was followed by TLC using as solvent a mixture of ethyl-acetate: hexane (1:5), then, it was quantified by GC, with a Varian Start 3400 CX, CRHOM-PACK-CP-SIL5CB, FID detector.

## Results and discussion

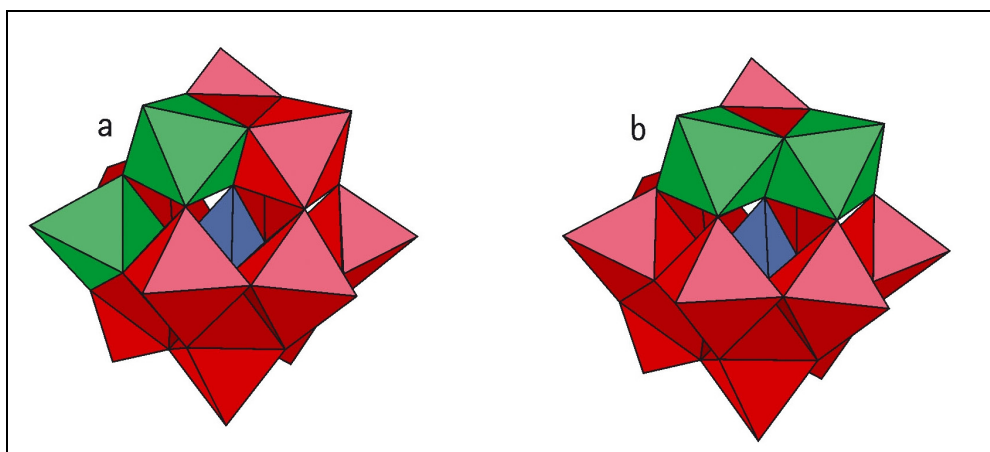
Figure 1 shows the structures of the [M<sup>II</sup><sub>4</sub>(H<sub>2</sub>O)<sub>2</sub>(PW<sub>9</sub>O<sub>34</sub>)<sub>2</sub>]<sup>10-</sup> heteropolytungstates and the B- $\alpha$ -PW<sub>9</sub>O<sub>34</sub><sup>9-</sup> precursor anion (hereafter PMW and PW<sub>9</sub> respectively). The structure of stable Co, Zn

and Mn heteropolytungstates is an assemblage of two  $PW_9$  condensed lacunary-fragments through the intercalation of a  $M^{II}$  tetranuclear cluster where each  $MO_6$  unit is octahedrally coordinated to terminal oxygen atom from two lacunary-fragments. On the other hand the  $MO_6$  entities are condensed by edges in the metal cluster.



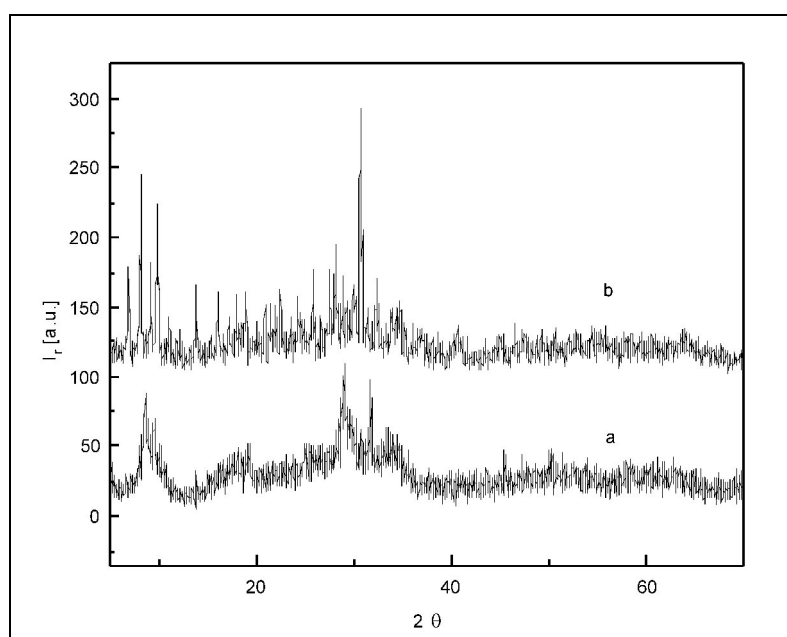
**Figure 1.** Polyhedral representation of (a)  $[M_4(H_2O)_2(PW_9O_{34})_2]^{10-}$  and (b) B- $\alpha$ -  $[PW_9O_{34}]^{9-}$

In the PWCu preparation process, it was possible to observe that the species with this stoichiometry are very susceptible to environmental conditions (particularly temperature). The PWCu phase is unstable at RT decomposing partially. So, the resulting product is a mixture of the PWCu original phase and two isomers Keggin- type of formula  $[PW_{10}Cu_2(H_2O)_2O_{38}]^{7-}$  (named  $PW_{10}Cu_2$ ). In this phase, two  $WO_6$  octahedrons are substituted by two  $CuO_6$  polyhedra in the positions observed in Figure 2 (a and b).



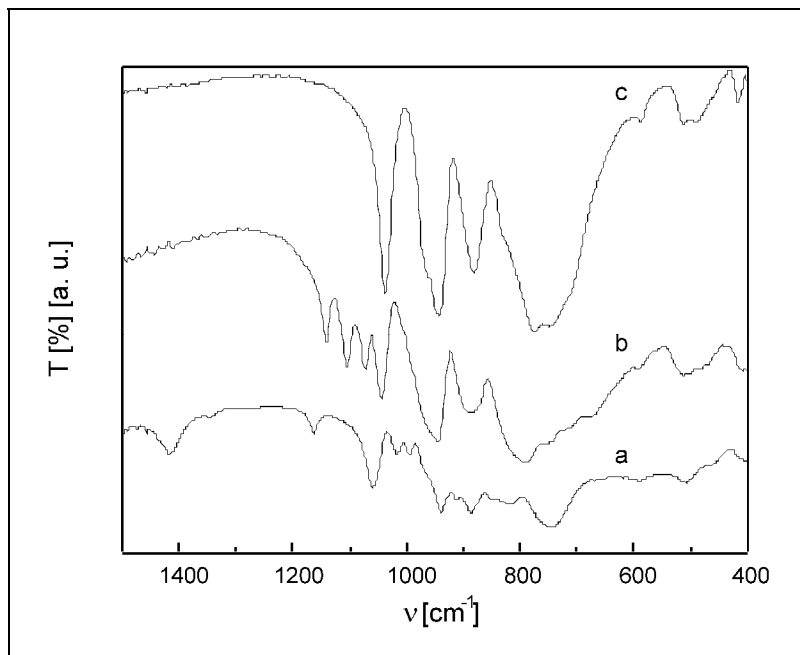
**Figure 2.** Polyhedral representation of (a and b)  $PW_{10}Cu_2$  isomers.

On the other hand, Figure 3 shows the comparative X Ray Diffraction Powder patterns of the PWCo typical structure and the resulting Cu-phase. Co and Zn phases result isomorphous to the crystalline structure of Mn member reported in the literature (PDF 81-2062) [14]. The pattern of copper phase is poorly crystalline, some typical lines of the original phase are observed. The different behavior of the Cu member could be related to the punctual asymmetry of the  $\text{CuO}_6$  polyhedra by Jahn-Teller effect ( $\text{Cu(II)} t_{2g}^6 e_g^3$ ). It is known that some  $\text{Cu(II)}$  complexes present symmetrical  $\text{CuO}_6$  structural sites at low temperature which are distorted (tetragonal symmetry) when temperature increases. The instability of PWCu and the trend to give the two  $\text{PW}_{10}\text{Cu}_2$  isomers of Figure 2 could be related to the orientation of the compressed or elongated polyhedra respect to the general symmetry of the Keggin heteropolyanion crystal structure [3].



**Figure 3.** X Ray Powder Diffraction patterns of (a) P-W-Cu mixed phases and (b) PWCo phase.

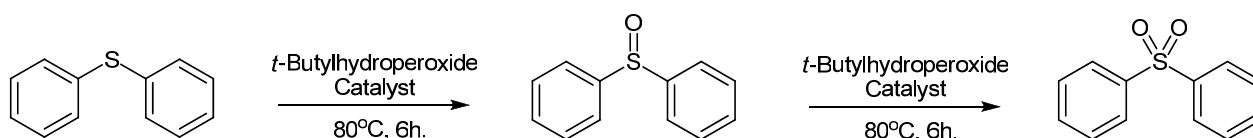
Figure 4 shows the comparative FTIR spectra in the frequency range of  $1600$  to  $400\text{ cm}^{-1}$  of (a) Precursor  $\text{PW}_9$ , (b) PWCu mixed phase and (c) PWCo typical phase. In the range between  $1200$  and  $1000\text{ cm}^{-1}$  it is possible to observe that both, lacunar precursor and PWCu-mixed low symmetry species present a group of bands corresponding to  $\text{P=O}$  and  $\text{P-OH}$  groups in a distorted environment [11]. The fact that spectrum 4(b) shows four bands instead of two confirms the existence of two structural isomers  $\text{PW}_{10}\text{Cu}_2$ . In contrast, the PWCo spectrum 4(c) presents a single band at  $1038\text{ cm}^{-1}$  assigned to a symmetric stretching from the phosphate group of regular tetrahedral symmetry. It has been suggested that the origin of the symmetry decrease of isomers  $\text{PW}_{10}\text{Cu}_2$  and hence the thermal instability of the phase containing the  $\text{Cu}_4$  cluster are produced by the weak interaction of  $\text{CuO}_6$  octahedron with phosphate groups in comparison with that corresponding to the  $\text{WO}_6$  groups. This effect is possibly caused by the Jahn-Teller distortion in axial direction typical of  $\text{Cu(II)}$  ion in octahedral coordination [15]. In this way, phosphate group loses its regular tetrahedron environment and the symmetric  $\text{P=O}$  stretching band splits. Regarding bands related to the  $\text{WO}_6$  octahedron, it is possible to assign both  $\text{W=O}$  ( $940\text{ cm}^{-1}$ ) terminal bonds and  $\text{W-O-W}$  bridges ( $840\text{-}750\text{ cm}^{-1}$ ). Comparatively the bands corresponding to PWM phases suffer only a slight shift toward higher frequencies respect to the precursor [11].



**Figure 4.** Comparative FTIR spectra of following samples: (a) Precursor  $PW_9$ ; (b) P-W-Cu mixed phases and (c) PWCo phase.

### Catalytic evaluation

The following scheme represents the catalytic reaction and Table 1 shows results of selective oxidation of diphenylsulfide to diphenylsulfoxide by using the different complex heteropolyanions as catalysts.



The reaction was produced with very low sulfide conversions if catalysts are not used. So, for test 1 (without catalyst), the conversion (after 6 h treatment) was only of 10% with a 100% selectivity to form sulfoxide. In presence of catalysts the conversion increases considerably, (tests 2-6) with conversion values ranged 55 and 84%. It is interesting to note that the mixture derivative of P-W-Cu was catalytically more effective, with a diphenylsulfoxide conversion of 84%. In this aspect, the species showed a similar behavior to that observed in the limonene epoxidation [5].

The comparison of results with that obtained with the  $PW_9$  precursor phase suggests that the activity is related with the presence of the metal and particularly with the chemical properties. In this sense, the redox character of divalent species, the stability of its oxidation state, the chemical affinity toward the reactive and the M local symmetry play an important role to definite the following activity order  $PWCu > PWCo > PWZn > PWMn > PW_9$ . The reactivity is in agreement with the redox potentials for the M(II)/M reduction pair  $E^\circ Cu(II)/Cu = 0,34 > E^\circ Co(II)/Co = -0,28 V > E^\circ Zn(II)/Zn = -0,76 V > E^\circ Mn(II)/Mn = -1,03 V$  [11], pointing out the lower copper capacity to remain as divalent species. Contrary, Mn(II) only presents higher oxidation states while Co(II)-Co(III) oxidation is relatively difficult in absence of adequate environment. Zn(II) is inert to

oxidize, whereas Cu(II) is the unique species easy to reduce to monovalent ion (  $\text{Cu(II)/Cu(I)} = 0.16 \text{ V}$ ). On the other hand, the asymmetry of  $\text{CuO}_6$  polyhedra by Jahn Teller effect, responsible for the PWCu instability, increases the interaction of the mixture of phases with the reactive and consequently the catalyst activity. Additionally, it is possible to suggest an increase of the Cu(I)-sulfide species according to the hard and soft Pearson' acids classification, which can favor the formation of an intermediate meta-stable phase.

Selectivity was higher than 94% for the totality of catalytically proved phases. Only small amounts of sulfones were detected (lower than 6%). Other secondary products were not detected in the reaction medium, therefore the studied process can be considered as clean and highly efficient to obtain sulfoxides.

**Table 1.** Catalytic activity for  $\text{PW}_9$  and different PWM phases in the selective diphenylsulfide- to diphenylsulfoxide oxidation.

Test	Phase	Sulfide Conversion (%)	Sulfoxide Selectivity (%)	Sulfone Selectivity (%)
1	–	10	100	–
2	$\text{PW}_9$	55	95	5
3	PWCo	61	95	5
4	PWZn	59	95	5
5	PWMn	57	95	5
6	P-W-Cu	84	94	6

## Conclusions

The synthesis and characterization of complex heteropolyoxotungstates (PWM with M= Co, Mn, Zn) lead to stable phases. The PWCu was unstable forming two Keggin isomers of  $[\text{PCu}_2\text{W}_{10}]$  composition. All phases, including the precursor employed in the synthesis were proved as heterogeneous catalysts for the diphenylsulfide - diphenylsulfoxide oxidation in a clean process. The activity and selectivity can be related to the M chemical properties and in the Cu-phase particularly to the  $\text{CuO}_6$  local symmetry associated to the electronic configuration. The possible formation of a metastable Cu(I)-S effective bond can be suggested from the chemical comparison.

**Acknowledgements** . This work was supported by CONICET, ANPCyT, CICPBA, UNLP and MINCYT-ECOS Sud France Projects.

## References

- [1] R. G. Finke, M. W. Droege, P. J. Domaille, *Inorg. Chem.*, **1987**, 26, 3886.
- [2] R. G. Finke, M. W. Droege, J. R. Hutchinson, O. Gansow, *J. Am. Chem. Soc.*, **1981**, 103, 1587.

- [3] T. J. R. Weakley, H. T. Evans, J. S. Showell, G. F. Tourné, C. M. Tourné, *J. Chem. Soc. Chem. Commun.* **1973**, 139.
- [4] M. G. Egusquiza, G. Romanelli, C. I. Cabello, I. L. Botto, H. Thomas, *Catal. Comm.* **2008**, *9*, 45.
- [5] S. Casuscelli, E. Herrero, M. Crivello, C. Pérez, M. Egusquiza, C. I. Cabello, I. L. Botto. *Catal. Today*, **2005**, *107*, 230.
- [6] S. Patai, Z. Rappoport, in “*The Synthesis of Sulphones, sulphoxides, and Cyclic sulphides*” John Wiley, New York, 1994.
- [7] E. Clark, Kirk-Othmer “*Encyclopedia of Chemical Technology*”, 4th ed., J.I. Kroschwitz, M. Howe-Grant, (Eds.), John Wiley, New York, **1997**, *23*, 134-146.
- [8] Lamberti, M. Hyodo, C. Pellechia, A. Scettri, R. Villano, A. Soriente, *Tetrahedron Lett.* **2006**, *47*, 7233.
- [9] K. Sato, M. Aoki, X. Q. Zheng, R. Noyori, *Tetrahedron*, **2001**, *57*, 2469.
- [10] M. Bosing, A. Noh, I. Loose, B. Krebs, *J. Am. Chem. Soc.* **1998**, *120*, 7252.
- [11] C. I. Cabello, M. G. Egusquiza, I. L. Botto, Giuliano Minelli. *Mat. Chemistry and Physics*, **2004**, *87*, 264.
- [12] M. Muñoz, G. Romanelli, I. L. Botto, C. I. Cabello, C. Lamonier, M. Capron, P. Baranek, P. Blanchard and E. Payen. XX SICAT. Gramado, Rio Grande do Sul, Brasil. 2006. Actas: P-221.
- [13] M. Muñoz, C. I. Cabello, G. Romanelli, I. L. Botto, D. Gazzoli, I. Petitti, G. Ferraris, M. Capron y C. Lamonier. XXI SICAT. Málaga-Benalmádena-Costa. España, 2008. Actas: I-329.
- [14] C. J. Gómez- García, E. Coronado, P. Gómez-Romero, N. Casañ-Pastor, *Inorg. Chem.*, **1993**, *32*, 3378.
- [15] M. T. Pope, “*Heteropoly and isopoly Oxometalates*” Springer-Verlag, Berlin 1983.