



Evidence for a mixed mass composition at the ‘ankle’ in the cosmic-ray spectrum



Pierre Auger Collaboration

A. Aab^{ak}, P. Abreu^{br}, M. Aglietta^{av,au}, E.J. Ahn^{cg}, I. Al Samarai^{ac}, I.F.M. Albuquerque^p, I. Allekotte^a, P. Allison^{cl}, A. Almela^{h,k}, J. Alvarez Castillo^{bj}, J. Alvarez-Muñiz^{cb}, M. Ambrosio^{as}, G.A. Anastasi^{al}, L. Anchordoqui^{cf}, B. Andrada^h, S. Andringa^{br}, C. Aramo^{as}, F. Arqueros^{by}, N. Arsene^{bu}, H. Asorey^{a,x}, P. Assis^{br}, J. Aublin^{ac}, G. Avila^{i,j}, A.M. Badescu^{bv}, A. Balaceanu^{bs}, C. Baus^{af}, J.J. Beatty^{cl}, K.H. Becker^{ae}, J.A. Bellido^l, C. Berat^{ad}, M.E. Bertaina^{bd,au}, P.L. Biermann^l, P. Billoir^{ac}, J. Biteau^{ab}, S.G. Blaess^l, A. Blanco^{br}, J. Blazek^y, C. Bleve^{ax,aq}, M. Boháčová^y, D. Boncioli^{an,2}, C. Bonifazi^v, N. Borodai^{bo}, A.M. Botti^{h,ag}, J. Brack^{ce}, I. Brancus^{bs}, T. Bretz^{ai}, A. Bridgeman^{ag}, F.L. Briechle^{ai}, P. Buchholz^{ak}, A. Bueno^{ca}, S. Buitink^{bk}, M. Buscemi^{az,ap}, K.S. Caballero-Mora^{bh}, B. Caccianiga^{ar}, L. Caccianiga^{ac}, A. Cancio^{k,h}, F. Canfora^{bk}, L. Caramete^{bt}, R. Caruso^{az,ap}, A. Castellina^{av,au}, G. Cataldi^{aq}, L. Cazon^{br}, R. Cester^{bd,au}, A.G. Chavez^{bi}, A. Chiavassa^{bd,au}, J.A. Chinellato^q, J. Chudoba^y, R.W. Clay^l, R. Colalillo^{bb,as}, A. Coleman^{cm}, L. Collica^{au}, M.R. Coluccia^{ax,aq}, R. Conceição^{br}, F. Contreras^{i,j}, M.J. Cooper^l, S. Coutu^{cm}, C.E. Covault^{cc}, J. Cronin^{cn}, R. Dallier³, S. D’Amico^{aw,aq}, B. Daniel^q, S. Dasso^{e,c}, K. Daumiller^{ag}, B.R. Dawson^l, R.M. de Almeida^w, S.J. de Jong^{bk,bm}, G. De Mauro^{bk}, J.R.T. de Mello Neto^v, I. De Mitri^{ax,aq}, J. de Oliveira^w, V. de Souza^o, J. Debatin^{ag}, L. del Peral^{bz}, O. Deligny^{ab}, C. Di Giulio^{bc,at}, A. Di Matteo^{ay,ao}, M.L. Díaz Castro^q, F. Diogo^{br}, C. Dobrigkeit^q, J.C. D’Olivo^{bj}, A. Dorofeev^{ce}, R.C. dos Anjos^u, M.T. Dova^d, A. Dundovic^{aj}, J. Ebr^y, R. Engel^{ag}, M. Erdmann^{ai}, M. Erfani^{ak}, C.O. Escobar^{cg,q}, J. Espadanal^{br}, A. Etchegoyen^{h,k}, H. Falcke^{bk,bn,bm}, K. Fang^{cn}, G. Farrar^{cj}, A.C. Fauth^q, N. Fazzini^{cg}, B. Fick^{ci}, J.M. Figueira^h, A. Filevich^h, A. Filipčić^{bw,bx}, O. Fratu^{bv}, M.M. Freire^f, T. Fujii^{cn}, A. Fuster^{h,k}, B. García^g, D. Garcia-Pinto^{by}, F. Gaté³, H. Gemmeke^{ah}, A. Gherghel-Lascu^{bs}, P.L. Ghia^{ac}, U. Giaccari^v, M. Giammarchi^{ar}, M. Giller^{bp}, D. Głas^{bq}, C. Glaser^{ai}, H. Glass^{cg}, G. Golup^a, M. Gómez Berisso^a, P.F. Gómez Vitale^{i,j}, N. González^{h,ag}, B. Gookin^{ce}, J. Gordon^{cl}, A. Gorgi^{av,au}, P. Gorham^{co}, P. Gouffon^p, A.F. Grillo^{an}, T.D. Grubb^l, F. Guarino^{bb,as}, G.P. Guedes^r, M.R. Hampel^h, P. Hansen^d, D. Harari^a, T.A. Harrison^l, J.L. Harton^{ce}, Q. Hasankiadeh^{bl}, A. Haungs^{ag}, T. Hebbeker^{ai}, D. Heck^{ag}, P. Heimann^{ak}, A.E. Herve^{af}, G.C. Hill^l, C. Hojvat^{cg}, E. Holt^{ag,h}, P. Homola^{bo}, J.R. Hörandel^{bk,bm}, P. Horvath^z, M. Hrabovský^z, T. Huege^{ag}, J. Hulsman^{h,ag}, A. Insolia^{az,ap}, P.G. Isar^{bt}, I. Jandt^{ae}, S. Jansen^{bk,bm}, J.A. Johnsen^{cd}, M. Josebachuili^h, A. Kääpä^{ae}, O. Kambeitz^{af}, K.H. Kampert^{ae}, P. Kasper^{cg}, I. Katkov^{af}, B. Keilhauer^{ag}, E. Kemp^q, R.M. Kieckhafer^{ci}, H.O. Klages^{ag}, M. Kleifges^{ah}, J. Kleinfellerⁱ, R. Krause^{ai}, N. Krohm^{ae}, D. Kuempel^{ai}, G. Kukec Mezek^{bx}, N. Kunka^{ah}, A. Kuotb Awad^{ag}, D. LaHurd^{cc}, L. Latronico^{au}, M. Lauscher^{ai}, P. Lautridou³, P. Lebrun^{cg}, R. Legumina^{bp}, M.A. Leigui de Oliveira^t, A. Letessier-Selvon^{ac}, I. Lhenry-Yvon^{ab}, K. Link^{af}, L. Lopes^{br}, R. López^{be}, A. López Casado^{cb}, Q. Luce^{ab}, A. Lucero^{h,k}, M. Malacari^l, M. Mallamaci^{ba,ar}, D. Mandat^y,

P. Mantsch^{cg}, A.G. Mariazzi^d, I.C. Mariş^{ca}, G. Marsella^{ax,aq}, D. Martello^{ax,aq},
H. Martinez^{bf}, O. Martínez Bravo^{be}, J.J. Masías Meza^c, H.J. Mathes^{ag}, S. Mathys^{ae},
J. Matthews^{ch}, J.A.J. Matthews^{cq}, G. Matthiae^{bc,at}, E. Mayotte^{ae}, P.O. Mazur^{cg},
C. Medina^{cd}, G. Medina-Tanco^{bj}, D. Melo^h, A. Menshikov^{ah}, S. Messina^{bl}, M.I. Micheletti^f,
L. Middendorf^{ai}, I.A. Minaya^{by}, L. Miramonti^{ba,ar}, B. Mitrica^{bs}, D. Mockler^{af},
L. Molina-Bueno^{ca}, S. Mollerach^a, F. Montanet^{ad}, C. Morello^{av,au}, M. Mostafá^{cm},
G. Müller^{ai}, M.A. Muller^{q,s}, S. Müller^{ag,h}, I. Naranjo^a, S. Navas^{ca}, L. Nellen^{bj}, J. Neuser^{ae},
P.H. Nguyen^l, M. Niculescu-Oglinzanu^{bs}, M. Niechciol^{ak}, L. Niemietz^{ae}, T. Niggemann^{ai},
D. Nitz^{ci}, D. Nosek^{aa}, V. Novotny^{aa}, H. Nožka^z, L.A. Núñez^x, L. Ochilo^{ak}, F. Oikonomou^{cm},
A. Olinto^{cn}, D. Pakk Selmi-Dei^q, M. Palatka^y, J. Pallotta^b, P. Papenbreer^{ae}, G. Parente^{cb},
A. Parra^{be}, T. Paul^{ck,cf}, M. Pech^y, F. Pedreira^{cb}, J. Pękala^{bo}, R. Pelayo^{bg},
J. Peña-Rodríguez^x, L.A.S. Pereira^q, L. Perrone^{ax,aq}, C. Peters^{ai}, S. Petrera^{ay,al,ao},
J. Phuntsok^{cm}, R. Piegaia^c, T. Pierog^{ag}, P. Pieroni^c, M. Pimenta^{br}, V. Pirronello^{az,ap},
M. Platino^h, M. Plum^{ai}, C. Porowski^{bo}, R.R. Prado^o, P. Privitera^{cn}, M. Prouza^y, E.J. Quel^b,
S. Querschfeld^{ae}, S. Quinn^{cc}, R. Ramos-Pollant^x, J. Rautenberg^{ae}, O. Ravel³, D. Ravnigani^h,
D. Reinert^{ai}, B. Revenu³, J. Ridky^y, M. Risse^{ak}, P. Ristori^b, V. Rizi^{ay,ao},
W. Rodrigues de Carvalho^{cb}, G. Rodriguez Fernandez^{bc,at}, J. Rodriguez Rojoⁱ,
M.D. Rodríguez-Frías^{bz}, D. Rogozin^{ag}, J. Rosado^{by}, M. Roth^{ag}, E. Roulet^a, A.C. Rovero^e,
S.J. Saffi^l, A. Saftoiu^{bs}, H. Salazar^{be}, A. Saleh^{bx}, F. Salesa Greus^{cm}, G. Salina^{at},
J.D. Sanabria Gomez^x, F. Sánchez^h, P. Sanchez-Lucas^{ca}, E.M. Santos^p, E. Santos^h,
F. Sarazin^{cd}, B. Sarkar^{ae}, R. Sarmento^{br}, C. Sarmiento-Cano^h, R. Satoⁱ, C. Scarsoⁱ,
M. Schauer^{ae}, V. Scherini^{ax,aq}, H. Schieler^{ag}, D. Schmidt^{ag,h}, O. Scholten^{bl,4},
P. Schovánek^y, F.G. Schröder^{ag}, A. Schulz^{ag}, J. Schulz^{bk}, J. Schumacher^{ai}, S.J. Sciutto^d,
A. Segreto^{am,ap}, M. Settimo^{ac}, A. Shadkam^{ch}, R.C. Shellard^m, G. Sigl^{aj}, G. Silli^{h,ag},
O. Sima^{bu}, A. Śmiałkowski^{bp}, R. Šmída^{ag}, G.R. Snow^{cp}, P. Sommers^{cm}, S. Sonntag^{ak},
J. Sorokin^l, R. Squartiniⁱ, D. Stanca^{bs}, S. Stanič^{bx}, J. Stasielak^{bo}, F. Strafella^{ax,aq},
F. Suarez^{h,k}, M. Suarez Durán^x, T. Sudholz^l, T. Suomijärvi^{ab}, A.D. Supanitsky^e,
M.S. Sutherland^{cl}, J. Swain^{ck}, Z. Szadkowski^{bq}, O.A. Taborda^a, A. Tapia^h, A. Tepe^{ak},
V.M. Theodoro^q, C. Timmermans^{bm,bk}, C.J. Todero Peixotoⁿ, L. Tomankova^{ag}, B. Tomé^{br},
A. Tonachini^{bd,au}, G. Torralba Elipe^{cb}, D. Torres Machado^v, M. Torri^{ba}, P. Travnicek^y,
M. Trini^{bx}, R. Ulrich^{ag}, M. Unger^{cj,ag}, M. Urban^{ai}, A. Valbuena-Delgado^x,
J.F. Valdés Galicia^{bj}, I. Valiño^{cb}, L. Valore^{bb,as}, G. van Aar^{bk}, P. van Bodegom^l,
A.M. van den Berg^{bl}, A. van Vliet^{bk}, E. Varela^{be}, B. Vargas Cárdenas^{bj}, G. Varner^{co},
J.R. Vázquez^{by}, R.A. Vázquez^{cb}, D. Veberič^{ag}, V. Verzi^{at}, J. Vicha^y, L. Villaseñor^{bi},
S. Vorobiov^{bx}, H. Wahlberg^d, O. Wainberg^{h,k}, D. Walz^{ai}, A.A. Watson⁵, M. Weber^{ah},
A. Weindl^{ag}, L. Wiencke^{cd}, H. Wilczyński^{bo}, T. Winchen^{ae}, D. Wittkowski^{ae},
B. Wundheiler^h, S. Wykes^{bk}, L. Yang^{bx}, D. Yelos^{k,h}, P. Younk⁶, A. Yushkov^{h,ak}, E. Zas^{cb},
D. Zavrtnik^{bx,bw}, M. Zavrtnik^{bw,bx}, A. Zepeda^{bf}, B. Zimmermann^{ah}, M. Ziolkowski^{ak},
Z. Zong^{ab}, F. Zuccarello^{az,ap}

^a Centro Atómico Bariloche and Instituto Balseiro (CNEA-UNCuyo-CONICET), Argentina

^b Centro de Investigaciones en Láseres y Aplicaciones, CITEDEF and CONICET, Argentina

^c Departamento de Física and Departamento de Ciencias de la Atmósfera y los Océanos, FCEyN, Universidad de Buenos Aires, Argentina

^d IFLP, Universidad Nacional de La Plata and CONICET, Argentina

^e Instituto de Astronomía y Física del Espacio (IAFE, CONICET-UBA), Argentina

^f Instituto de Física de Rosario (IFIR) – CONICET/U.N.R. and Facultad de Ciencias Bioquímicas y Farmacéuticas U.N.R., Argentina

^g Instituto de Tecnologías en Detección y Astropartículas (CNEA, CONICET, UNSAM) and Universidad Tecnológica Nacional – Facultad Regional Mendoza (CONICET/CNEA), Argentina

^h Instituto de Tecnologías en Detección y Astropartículas (CNEA, CONICET, UNSAM), Centro Atómico Constituyentes, Comisión Nacional de Energía Atómica, Argentina

ⁱ Observatorio Pierre Auger, Argentina

^j Observatorio Pierre Auger and Comisión Nacional de Energía Atómica, Argentina

^k Universidad Tecnológica Nacional – Facultad Regional Buenos Aires, Argentina

^l University of Adelaide, Australia

^m Centro Brasileiro de Pesquisas Físicas (CBPF), Brazil

ⁿ Universidade de São Paulo, Escola de Engenharia de Lorena, Brazil

^o Universidade de São Paulo, Inst. de Física de São Carlos, São Carlos, Brazil

^p Universidade de São Paulo, Inst. de Física, São Paulo, Brazil

^q Universidade Estadual de Campinas (UNICAMP), Brazil

- ^r Universidade Estadual de Feira de Santana (UEFS), Brazil
- ^s Universidade Federal de Pelotas, Brazil
- ^t Universidade Federal do ABC (UFABC), Brazil
- ^u Universidade Federal do Paraná, Setor Palotina, Brazil
- ^v Universidade Federal do Rio de Janeiro (UFRJ), Instituto de Física, Brazil
- ^w Universidade Federal Fluminense, Brazil
- ^x Universidad Industrial de Santander, Colombia
- ^y Institute of Physics (FZU) of the Academy of Sciences of the Czech Republic, Czech Republic
- ^z Palacky University, RCPTM, Czech Republic
- ^{aa} University Prague, Institute of Particle and Nuclear Physics, Czech Republic
- ^{ab} Institut de Physique Nucléaire d'Orsay (IPNO), Université Paris 11, CNRS-IN2P3, France
- ^{ac} Laboratoire de Physique Nucléaire et de Hautes Energies (LPNHE), Universités Paris 6 et Paris 7, CNRS-IN2P3, France
- ^{ad} Laboratoire de Physique Subatomique et de Cosmologie (LPSC), Université Grenoble-Alpes, CNRS/IN2P3, France
- ^{ae} Bergische Universität Wuppertal, Department of Physics, Germany
- ^{af} Karlsruhe Institute of Technology, Institut für Experimentelle Kernphysik (IEKP), Germany
- ^{ag} Karlsruhe Institute of Technology, Institut für Kernphysik (IKP), Germany
- ^{ah} Karlsruhe Institute of Technology, Institut für Prozessdatenverarbeitung und Elektronik (IPE), Germany
- ^{ai} RWTH Aachen University, III. Physikalisches Institut A, Germany
- ^{aj} Universität Hamburg, II. Institut für Theoretische Physik, Germany
- ^{ak} Universität Siegen, Fachbereich 7 Physik – Experimentelle Teilchenphysik, Germany
- ^{al} Gran Sasso Science Institute (INFN), L'Aquila, Italy
- ^{am} INFN – Istituto di Astrofisica Spaziale e Fisica Cosmica di Palermo, Italy
- ^{an} INFN Laboratori Nazionali del Gran Sasso, Italy
- ^{ao} INFN, Gruppo Collegato dell'Aquila, Italy
- ^{ap} INFN, Sezione di Catania, Italy
- ^{aq} INFN, Sezione di Lecce, Italy
- ^{ar} INFN, Sezione di Milano, Italy
- ^{as} INFN, Sezione di Napoli, Italy
- ^{at} INFN, Sezione di Roma “Tor Vergata”, Italy
- ^{au} INFN, Sezione di Torino, Italy
- ^{av} Osservatorio Astrofisico di Torino (INAF), Torino, Italy
- ^{aw} Università del Salento, Dipartimento di Ingegneria, Italy
- ^{ax} Università del Salento, Dipartimento di Matematica e Fisica “E. De Giorgi”, Italy
- ^{ay} Università dell'Aquila, Dipartimento di Scienze Fisiche e Chimiche, Italy
- ^{az} Università di Catania, Dipartimento di Fisica e Astronomia, Italy
- ^{ba} Università di Milano, Dipartimento di Fisica, Italy
- ^{bb} Università di Napoli “Federico II”, Dipartimento di Fisica “Ettore Pancini”, Italy
- ^{bc} Università di Roma “Tor Vergata”, Dipartimento di Fisica, Italy
- ^{bd} Università Torino, Dipartimento di Fisica, Italy
- ^{be} Benemérita Universidad Autónoma de Puebla (BUAP), Mexico
- ^{bf} Centro de Investigación y de Estudios Avanzados del IPN (CINVESTAV), Mexico
- ^{bg} Unidad Profesional Interdisciplinaria en Ingeniería y Tecnologías Avanzadas del Instituto Politécnico Nacional (UPIITA-IPN), Mexico
- ^{bh} Universidad Autónoma de Chiapas, Mexico
- ^{bi} Universidad Michoacana de San Nicolás de Hidalgo, Mexico
- ^{bj} Universidad Nacional Autónoma de México, Mexico
- ^{bk} Institute for Mathematics, Astrophysics and Particle Physics (IMAPP), Radboud Universiteit, Nijmegen, Netherlands
- ^{bl} KVI – Center for Advanced Radiation Technology, University of Groningen, Netherlands
- ^{bm} Nationaal Instituut voor Kernfysica en Hoge Energie Fysica (NIKHEF), Netherlands
- ^{bn} Stichting Astronomisch Onderzoek in Nederland (ASTRON), Dwingeloo, Netherlands
- ^{bo} Institute of Nuclear Physics PAN, Poland
- ^{bp} University of Łódź, Faculty of Astrophysics, Poland
- ^{bq} University of Łódź, Faculty of High-Energy Astrophysics, Poland
- ^{br} Laboratório de Instrumentação e Física Experimental de Partículas – LIP and Instituto Superior Técnico – IST, Universidade de Lisboa – UL, Portugal
- ^{bs} “Horia Hulubei” National Institute for Physics and Nuclear Engineering, Romania
- ^{bt} Institute of Space Science, Romania
- ^{bu} University of Bucharest, Physics Department, Romania
- ^{bv} University Politehnica of Bucharest, Romania
- ^{bw} Experimental Particle Physics Department, J. Stefan Institute, Slovenia
- ^{bx} Laboratory for Astroparticle Physics, University of Nova Gorica, Slovenia
- ^{by} Universidad Complutense de Madrid, Spain
- ^{bz} Universidad de Alcalá de Henares, Spain
- ^{ca} Universidad de Granada and C.A.F.P.E., Spain
- ^{cb} Universidad de Santiago de Compostela, Spain
- ^{cc} Case Western Reserve University, USA
- ^{cd} Colorado School of Mines, USA
- ^{ce} Colorado State University, USA
- ^{cf} Department of Physics and Astronomy, Lehman College, City University of New York, USA
- ^{cg} Fermi National Accelerator Laboratory, USA
- ^{ch} Louisiana State University, USA
- ^{ci} Michigan Technological University, USA
- ^{cj} New York University, USA
- ^{ck} Northeastern University, USA
- ^{cl} Ohio State University, USA
- ^{cm} Pennsylvania State University, USA
- ^{cn} University of Chicago, USA
- ^{co} University of Hawaii, USA
- ^{cp} University of Nebraska, USA
- ^{cq} University of New Mexico, USA

ARTICLE INFO

Article history:

Received 16 June 2016

Accepted 23 September 2016

Available online 28 September 2016

Editor: S. Dodelson

Keywords:

Pierre Auger Observatory

Cosmic rays

Mass composition

Ankle

ABSTRACT

We report a first measurement for ultrahigh energy cosmic rays of the correlation between the depth of shower maximum and the signal in the water Cherenkov stations of air-showers registered simultaneously by the fluorescence and the surface detectors of the Pierre Auger Observatory. Such a correlation measurement is a unique feature of a hybrid air-shower observatory with sensitivity to both the electromagnetic and muonic components. It allows an accurate determination of the spread of primary masses in the cosmic-ray flux. Up till now, constraints on the spread of primary masses have been dominated by systematic uncertainties. The present correlation measurement is not affected by systematics in the measurement of the depth of shower maximum or the signal in the water Cherenkov stations. The analysis relies on general characteristics of air showers and is thus robust also with respect to uncertainties in hadronic event generators. The observed correlation in the energy range around the ‘ankle’ at $\lg(E/\text{eV}) = 18.5\text{--}19.0$ differs significantly from expectations for pure primary cosmic-ray compositions. A light composition made up of proton and helium only is equally inconsistent with observations. The data are explained well by a mixed composition including nuclei with mass $A > 4$. Scenarios such as the proton dip model, with almost pure compositions, are thus disfavored as the sole explanation of the ultrahigh-energy cosmic-ray flux at Earth.

© 2016 The Author(s). Published by Elsevier B.V. This is an open access article under the CC BY license (<http://creativecommons.org/licenses/by/4.0/>). Funded by SCOAP³.

1. Introduction

An important quantity to characterize the composition of cosmic rays is the spread in the range of masses in the primary beam. In theoretical source models regarding protons as the dominant particle type, the composition is expected to be (almost) pure, while in other scenarios also allowing heavier nuclei to be accelerated, a mixed composition is predicted. For instance, in the ‘dip’ model [1,2], two observed features of the energy spectrum could be naturally understood as a signature of proton interactions during propagation (ankle at $\lg(E/\text{eV}) \simeq 18.7$ from pair-production and flux suppression at $\lg(E/\text{eV}) \simeq 19.6$ from photopion production). Therefore, the dip model predicts an almost pure cosmic-ray composition with small spread in primary masses.

In a recent publication, the distributions of depths of shower maximum X_{max} (the atmospheric depth where the number of particles in the air shower reaches a maximum value) observed at the Pierre Auger Observatory were interpreted in terms of primary masses [3] based on current hadronic interaction models. The results suggest a mixed mass composition, but there are differences between the interaction models, and a clear rejection of the dip model is hindered due to the uncertainties in modeling hadronic interactions.⁷ Specifically, around the ankle, a very light composition consisting of proton and helium nuclei only is favored using QGSJetII-04 [5] and Sibyll 2.1 [6], while for EPOS-LHC [7], intermediate nuclei (of mass number $A \simeq 14$) contribute. The spread of masses in the primary beam near the ankle, estimated from the moments of the X_{max} distributions measured at the Pierre Auger Observatory [8,9], depends as well on the details of the hadronic interactions and the results include the possibility of a pure mass composition. Observations of X_{max} by the Telescope Array in the

northern hemisphere were found compatible within uncertainties to both a pure proton composition [10] and to the data from the Auger Observatory [11].

In this report, by exploiting the correlation between two observables registered simultaneously with different detector systems, we present results on the spread of primary masses in the energy range $\lg(E/\text{eV}) = 18.5\text{--}19.0$, i.e. around the ankle feature. These results are robust with respect to experimental systematic uncertainties and to the uncertainties in the description of hadronic interactions.

2. Method and observables

We follow [12] where it was proposed to exploit the correlation between X_{max} and the number of muons N_{μ} in air showers to determine whether the mass composition is pure or mixed. The measurement must be performed by two independent detector systems to avoid correlated detector systematics. For pure cosmic-ray mass compositions, correlation coefficients close to or larger than zero are found in simulations. In contrast, mixed mass compositions show a negative correlation, which can be understood as a general characteristic of air showers well reproduced within a semi-empirical model [13]: heavier primaries have on average a smaller X_{max} ($\Delta X_{\text{max}} \sim -\Delta \ln A$) and larger N_{μ} ($N_{\mu} \sim A^{1-\beta}$, $\beta \simeq 0.9$ [14]), such that for mixtures of different primary masses, a negative correlation appears. This way, the correlation coefficient can be used to determine the spread $\sigma(\ln A)$ of primary masses, given by $\sigma(\ln A) = \sqrt{\langle \ln^2 A \rangle - \langle \ln A \rangle^2}$ where $\langle \ln A \rangle = \sum_i f_i \ln A_i$ and $\langle \ln^2 A \rangle = \sum_i f_i \ln^2 A_i$ with f_i being the relative fraction of mass A_i . In particular, a more negative correlation indicates a larger spread of primary masses.

At the Pierre Auger Observatory, the fluorescence telescopes allow a direct measurement of X_{max} and energy, and the surface array of water Cherenkov detectors provide a significant sensitivity to muons: for zenith angles between 20 and 60 degrees, muons contribute about 40% to 90% [15] of $S(1000)$, the total signal at a core distance of 1000 m. Due to this unique feature the proposed method can be adapted via replacement of N_{μ} by $S(1000)$, which is a fundamental observable of the surface array.

Since $S(1000)$ and X_{max} of an air shower depend on its energy and, in case of $S(1000)$, also on its zenith angle, $S(1000)$ and X_{max}

E-mail address: auger_spokespersons@fnal.gov (A. Yushkov).

¹ Max-Planck-Institut für Radioastronomie, Bonn, Germany.

² Now at Deutsches Elektronen-Synchrotron (DESY), Zeuthen, Germany.

³ SUBATECH, École des Mines de Nantes, CNRS-IN2P3, Université de Nantes.

⁴ Also at Vrije Universiteit Brussels, Brussels, Belgium.

⁵ School of Physics and Astronomy, University of Leeds, Leeds, United Kingdom.

⁶ Los Alamos National Laboratory, USA.

⁷ For indirect tests of the dip model using cosmogenic neutrinos, see e.g. [4] and references therein.

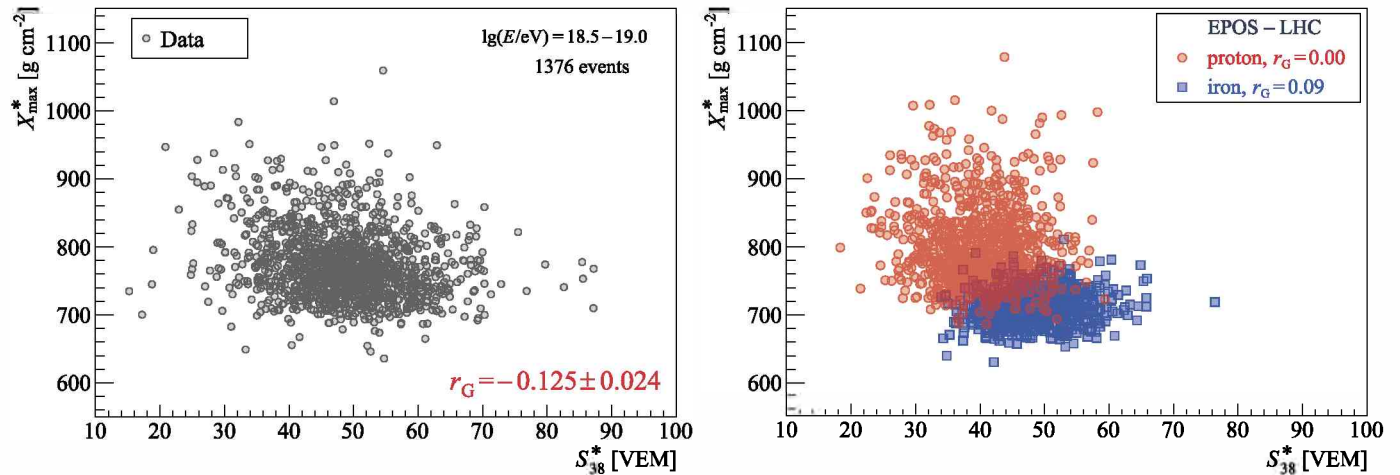


Fig. 1. Left: measured X_{\max}^* vs. S_{38}^* for $\lg(E/eV) = 18.5\text{--}19.0$. Right: the same distribution for 1000 proton and 1000 iron showers simulated with EPOS-LHC.

are scaled to a reference energy and zenith angle. This way we avoid a decorrelation between the observables from combining different energies and zenith angles in the data set. $S(1000)$ is scaled to 38° and 10 EeV using the parameterizations from [16]. X_{\max} is scaled to 10 EeV using an elongation rate $d(X_{\max})/d\lg(E/eV) = 58 \text{ g cm}^{-2}/\text{decade}$, an average value with little variation between different primaries and interaction models [9]. Here, these scaled quantities will be denoted as X_{\max}^* and S_{38}^* . Thus, X_{\max}^* and S_{38}^* are the values of X_{\max} and $S(1000)$ one would have observed, had the shower arrived at 38° and 10 EeV. It should be noted that the specific choice of the reference values is irrelevant, since a transformation to another reference value shifts the data set as a whole, leaving the correlation coefficient invariant.

As a measure of the correlation between X_{\max}^* and S_{38}^* the ranking coefficient $r_G(X_{\max}^*, S_{38}^*)$ introduced by Gideon and Hollister [17] is taken. Conclusions are unchanged when using other definitions of correlation coefficients, including the coefficients of Pearson or Spearman, or other ones [18]. As for any ranking coefficient, the r_G value is invariant against any modifications leaving the ranks of events unchanged (in particular to systematic shifts in the observables). The main distinction from other ranking coefficients is that the values of ranks are not used directly to calculate r_G . Rather the general statistical dependence between X_{\max}^* and S_{38}^* is estimated by counting the difference in numbers of events with ranks deviating from the expectations for perfect correlation and anti-correlation. Thus, the contribution of each event is equal to 0 or 1, making r_G less sensitive to a removal of individual events, as it will be discussed also below.

The dependence of the statistical uncertainty Δr_G on the number of events n in a set and on the r_G value itself was determined by drawing random subsamples from large sets of simulated events with different compositions. The statistical uncertainty can be approximated by $\Delta r_G \simeq 0.9/\sqrt{n}$. For the event set used here $\Delta r_G(\text{data}) = 0.024$.

3. Data and simulations

The analysis is based on the same hybrid events as in [9] recorded by both the fluorescence and the surface detectors during the time period from 01.12.2004 until 31.12.2012. The data selection procedure, described in detail in [9], guarantees that only high-quality events are included in the analysis and that the mass composition of the selected sample is unbiased. The reliable reconstruction of $S(1000)$ requires an additional application of the

fiducial trigger cut (the station with the highest signal should have at least 5 active neighbor stations). This requirement does not introduce a mass composition bias since in the energy and zenith ranges considered the surface detector is fully efficient to hadronic primaries [19,20]. Selecting energies of $\lg(E/eV) = 18.5\text{--}19.0$ and zenith angles $<65^\circ$, the final data set contains 1376 events. The resolution and systematic uncertainties are about 8% and 14% in primary energy [21], $<20 \text{ g cm}^{-2}$ and 10 g cm^{-2} in X_{\max} [9], and $<12\%$ and 5% [22] in $S(1000)$, respectively.

The simulations were performed with CORSIKA [23], using EPOS-LHC, QGSJetII-04 or Sibyll 2.1 as the high-energy hadronic interaction model, and FLUKA [24] as the low-energy model. All events passed the full detector simulation and reconstruction [25] with the same cuts as applied to data. For each of the interaction models the shower library contains at least 10000 showers for proton primaries and 5000–10000 showers each for helium, oxygen and iron nuclei.

4. Results

The observed values of X_{\max}^* vs. S_{38}^* are displayed in Fig. 1. As an illustration, proton and iron simulations for EPOS-LHC are shown as well, but one should keep in mind that in this analysis we do not aim at a direct comparison of data and simulations in terms of absolute values. In contrast to the correlation analysis such a comparison needs to account for systematics in both observables and suffers from larger uncertainties from modeling of hadronic interactions.

In Table 1, the observed $r_G(X_{\max}^*, S_{38}^*)$ is given along with simulated r_G values for pure compositions ($\sigma(\ln A) = 0$) and for

Table 1

Observed $r_G(X_{\max}^*, S_{38}^*)$ with statistical uncertainty, and simulated $r_G(X_{\max}^*, S_{38}^*)$ for various compositions using different interaction models (statistical uncertainties are $\simeq 0.01$).

Data	-0.125 ± 0.024 (stat)		
	EPOS-LHC	QGSJetII-04	Sibyll 2.1
p	0.00	0.08	0.06
He	0.10	0.16	0.14
O	0.09	0.16	0.17
Fe	0.09	0.13	0.12
$0.5 p\text{--}0.5 \text{Fe}$	-0.37	-0.32	-0.31
$0.8 p\text{--}0.2 \text{He}$	0.00	0.07	0.05

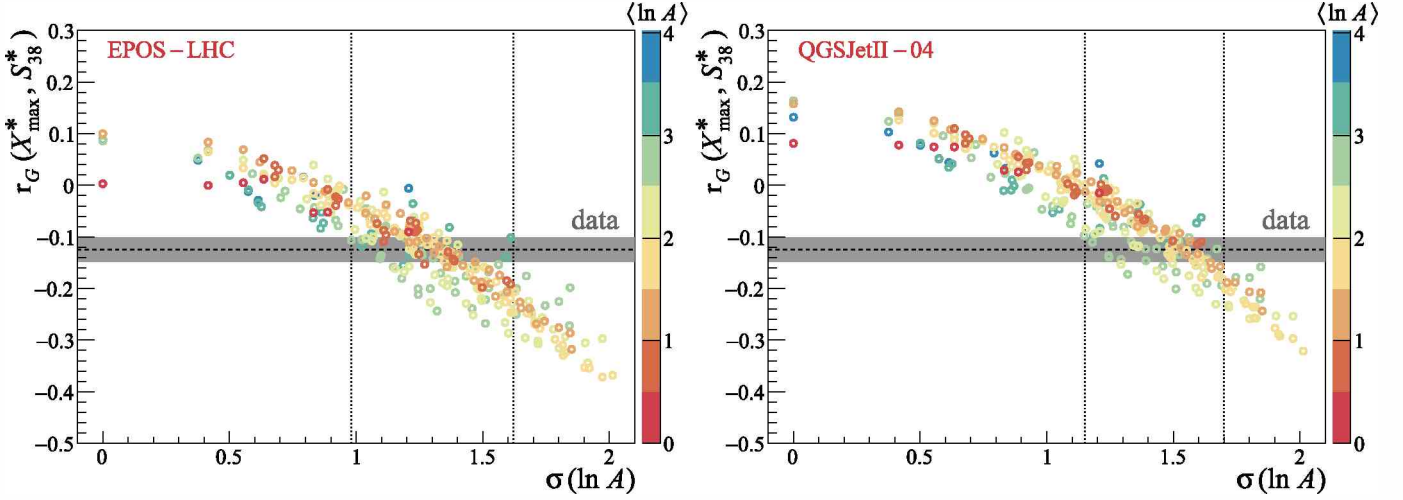


Fig. 2. Dependence of the correlation coefficients r_G on $\sigma(\ln A)$ for EPOS-LHC (left) and QGSJetII-04 (right). Each simulated point corresponds to a mixture with different fractions of protons, helium, oxygen and iron nuclei, the relative fractions changing in 0.1 steps (4 points for pure compositions are grouped at $\sigma(\ln A) = 0$). Colors of the points indicate $\langle \ln A \rangle$ of the corresponding simulated mixture. The shaded area shows the observed value for the data. Vertical dotted lines indicate the range of $\sigma(\ln A)$ in simulations compatible with the observed correlation in the data.

the maximum spread of masses $0.5 p$ – 0.5Fe ($\sigma(\ln A) \simeq 2$) for all three interaction models. For the data, a negative correlation of $r_G(X_{\max}^*, S_{38}^*) = -0.125 \pm 0.024$ (stat) is found. For proton simulations correlations are close to zero or positive in all models. Pure compositions of heavier primaries show even more positive correlations ($r_G \geq 0.09$) than for protons. Hence, observations cannot be reproduced by any pure composition of mass $A \geq 1$, irrespective of the interaction model chosen.

In the proton dip model, even small admixtures of heavier nuclei, such as a 15–20% helium fraction at the sources, were shown to upset the agreement of the pair-production dip of protons with the observed flux [1,2,26,27]. The values of r_G in simulations for a mixture at Earth of $0.8 p$ – 0.2He are added in Table 1. They are essentially unaltered compared to the pure proton case and equally inconsistent to the observed correlation.

Further, the correlation is found to be non-negative $r_G(X_{\max}^*, S_{38}^*) \gtrsim 0$ for all p – He mixtures. Thus, the presence of primary nuclei heavier than helium $A > 4$ is required to explain the data.

We also checked the case of O – Fe mixtures, i.e. a complete absence of light primaries. A minimum value of $r_G \approx -0.04$ is reached for mixtures produced with EPOS-LHC for fractions close to 0.5O – 0.5Fe . With smaller significance, light primaries therefore appear required as well to describe the observed correlation.

In Fig. 2 the dependence of the simulated correlation $r_G(X_{\max}^*, S_{38}^*)$ on the spread $\sigma(\ln A)$ is shown for EPOS-LHC and QGSJetII-04 (results for Sibyll 2.1 are almost identical to those of QGSJetII-04). A comparison with the data indicates a significant degree of mixing of primary masses. Specifically, $\sigma(\ln A) \simeq 1.35 \pm 0.35$, with values of $\sigma(\ln A) \simeq 1.1$ – 1.6 being consistent with expectations from all three models. The fact that differences between models are moderate reflects the relative insensitivity of this analysis to details of the hadronic interactions.

In Fig. 3 the observed values of r_G are presented in four individual energy bins. From simulations, only a minor change of r_G with energy is expected for a constant composition. The data are consistent with a constant r_G with $\chi^2/\text{dof} \simeq 6.1/3$ ($P \simeq 11\%$). Allowing for an energy dependence, a straight-line fit gives a positive slope and $\chi^2/\text{dof} \simeq 3.2/2$ ($P \simeq 20\%$). More data are needed to determine whether a trend towards larger r_G (smaller $\sigma(\ln A)$) with energy can be confirmed.

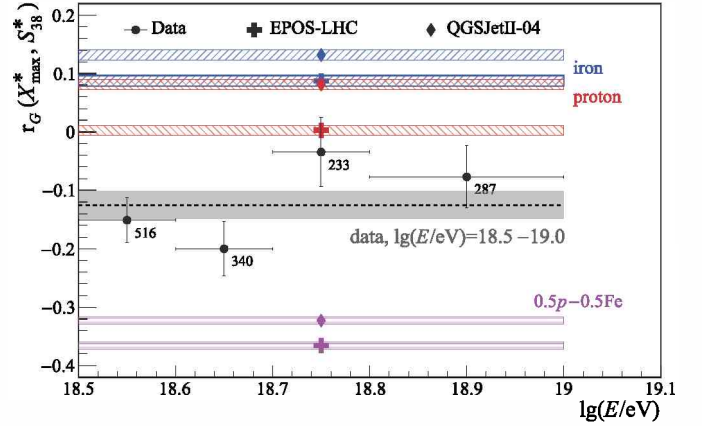


Fig. 3. The correlation coefficients r_G for data in the energy bins $\lg(E/\text{eV}) = 18.5$ – 18.6 ; 18.6 – 18.7 ; 18.7 – 18.8 ; 18.8 – 19.0 . Numbers of events in each bin are given next to the data points. The gray band shows the measured value for data in the whole range $\lg(E/\text{eV}) = 18.5$ – 19.0 . Predictions for the correlations r_G in this range for pure proton and iron compositions, and for the extreme mix $0.5 p$ – 0.5Fe from EPOS-LHC and QGSJetII-04 are shown as hatched bands (for Sibyll 2.1 values are similar to those of QGSJetII-04). The widths of the bands correspond to statistical errors.

5. Uncertainties

5.1. Cross-checks

Several cross-checks were performed. In all cases, the conclusions were found to be unchanged. The cross-checks included: (i) a division of the data set in terms of time periods, FD telescopes or zenith angle ranges; (ii) variations of the event selection criteria; (iii) variations of the scaling functions when transforming to the reference zenith angle and energy; (iv) adopting other methods to calculate the correlation coefficient [18]; and (v) studying the effect of possible ‘outlier’ events. Regarding (iv), the smallest difference between the data and pure compositions is found for EPOS-LHC protons and it is $5.2\sigma_{\text{stat}}$ for r_G (cf. Table 1), and $\geq 7\sigma_{\text{stat}}$ for Pearson and Spearman correlation coefficients. As an example of the last point (v), events were artificially removed from the data set so as to increase the resulting value of r_G as much as possible, i.e., to bring it closer to the predictions for pure compositions. Re-

moving 20 events in this way increased the value of r_G by ~ 0.01 only. For removals of sets of 100 arbitrary events, the maximum increase was ~ 0.02 . This robustness of r_G against the influence of individual events and even sub-groups of events was a main reason for choosing it in this analysis.

5.2. Systematic uncertainties

Due to the analysis method and the choice of using a correlation coefficient, systematics are expected to play only a minor role (for the special case of hadronic uncertainties see below): separate systematics in the observables X_{\max} and $S(1000)$ have no effect on r_G , and the measurement of the two observables by independent detectors avoids correlated systematics. Even a correlated systematic leaves r_G invariant as long as the ranks of the events are unchanged. Also if there were a more subtle issue affecting the ranks of the observed events that might have gone unnoticed so far and could require future correction (e.g. updated detector calibrations or atmospheric parameters affecting only part of the data), we note that this typically leads to a decorrelation of the uncorrected data set, i.e., to an underestimation of the present value of $|r_G|$. Moreover, the main conclusion about the spread of primary masses results from the *difference* between data and simulations which remains robust for anything affecting the two in a similar way such as, for instance, during reconstruction.

As an illustration, new data sets were created from the observed one by artificially introducing energy and zenith angle dependent ‘biases’ in X_{\max}^* (up to 10 g cm^{-2}) and S_{38}^+ (up to 10%) (it should be stressed that these are arbitrary modifications). The values of r_G changed by $\lesssim 0.01$, which is well below the statistical uncertainty. A value of 0.01 is taken as a conservative estimate of the systematic uncertainty.

The systematics in energy affect the energy bin that the observed spread is assigned to, which may be shifted by $\pm 14\%$. The difference between simulation and data is left invariant since r_G is practically constant with energy for a given composition.

5.3. Uncertainties in hadronic interactions

Current model predictions do not necessarily bracket the correct shower behavior. In fact, measurements of the muon content from the Auger Observatory indicate a possible underestimation of muons in simulations [28,29]. Therefore we studied whether adjustments of hadronic parameters in simulations could bring primary proton predictions into full agreement with the data. The focus is on protons since heavier nuclei, due to the superposition of several nucleons and the smaller energy per nucleon, would require even larger adjustments.

Firstly, the (outdated) pre-LHC versions of EPOS and QGSJetII were checked. Despite the updates, values of r_G differ by less than 0.02 from the current versions.

Secondly, an *ad-hoc* scaling of shower muons was applied in simulations. Different approaches were tested: a constant increase of the muon number; a zenith-angle dependent increase; and an accompanying increase of the electromagnetic component as motivated from shower universality [30]. For an effective muon scaling by a factor $\simeq 1.3$ as suggested by data [28,29] the simulated r_G values were reduced by $\lesssim 0.03$. While possibly slightly decreasing the difference with the data, such a shift is insufficient to match expectations for pure compositions with data.

Thirdly, following the approach described in [31] and using CONEX [32] with the 3D option for an approximate estimation of the ground signal, the effect on r_G was studied when modifying some key hadronic parameters in the shower simulations. Increasing separately the cross-section, multiplicity, elasticity, and

pion charge ratio by a factor growing linearly with $\lg E$ from 1.0 at 10^{15} eV to 1.5 at 10^{19} eV compared to the nominal values ($f_{19} = 1.5$, cf. [31]), r_G turned out to be essentially unaffected except for the modified cross-section where the value was decreased by $\Delta r_G \approx -0.06$. Despite the large increase of the cross-section assumed, this shift is still insufficient to explain the observed correlation. Moreover, Δr_G shows in this case a strong dependence on zenith angle ($\simeq 0.0$ for $0\text{--}45^\circ$ and $\simeq -0.1$ for $45\text{--}60^\circ$) making the predictions inconsistent with the data. It should be noted that any such modification is additionally constrained by other data of the Auger Observatory such as the observed X_{\max} distributions [9] and the proton-air cross-section at $\lg(E/\text{eV}) \simeq 18.25$ [33,34].

6. Discussion

A negative correlation of $r_G(X_{\max}^*, S_{38}^*) = -0.125 \pm 0.024$ (stat) is observed. Simulations for any pure composition with EPOS-LHC, QGSJetII-04 and Sibyll 2.1 give $r_G \geq 0.00$ and are in conflict with the data. Equally, simulations for all proton-helium mixtures yield $r_G \geq 0.00$. The observations are naturally explained by a mixed composition including nuclei heavier than helium $A > 4$, with a spread of masses $\sigma(\ln A) \simeq 1.35 \pm 0.35$.

Increasing artificially the muon component or changing some key hadronic parameters in shower simulations leaves the findings essentially unchanged. Thus, even with regard to hadronic interaction uncertainties, a scenario of a pure composition is implausible as an explanation of our observations. Possible future attempts in that direction may require fairly exotic solutions. In any case, they are highly constrained by the observations presented here as well as by previous Auger results.

The minor dependence of the mass spread determined in this analysis from hadronic uncertainties allows one to test the self-consistency of hadronic interaction models when deriving the composition from other methods or observables (e.g. [9,3,35,36]). As mentioned in the beginning, when interpreting the X_{\max} distributions alone in terms of fractions of nuclei [3], different results are found depending on the model: using QGSJetII-04 or Sibyll 2.1, one infers values of $\sigma(\ln A) \approx 0.7$ and would expect $r_G \approx 0.08$. This is at odds with the observed correlation and indicates shortcomings in these two models. Using EPOS-LHC, values of $\sigma(\ln A) \approx 1.2$ and $r_G \approx -0.094$ are obtained, in better agreement with the observed correlation.

The conclusion that the mass composition at the ankle is not pure but instead mixed has important consequences for theoretical source models. Proposals of almost pure compositions, such as the dip scenario, are disfavored as the sole explanation of ultrahigh-energy cosmic rays. Along with the previous Auger results [3,8,9], our findings indicate that various nuclei, including masses $A > 4$, are accelerated to ultrahigh energies ($> 10^{18.5} \text{ eV}$) and are able to escape the source environment.

Acknowledgements

The successful installation, commissioning, and operation of the Pierre Auger Observatory would not have been possible without the strong commitment and effort from the technical and administrative staff in Malargüe. We are very grateful to the following agencies and organizations for financial support:

Comisión Nacional de Energía Atómica, Agencia Nacional de Promoción Científica y Tecnológica (ANPCyT), Consejo Nacional de Investigaciones Científicas y Técnicas (CONICET), Gobierno de la Provincia de Mendoza, Municipalidad de Malargüe, NDM Holdings and Valle Las Leñas, in gratitude for their continuing cooperation over land access, Argentina; the Australian Research

Council; Conselho Nacional de Desenvolvimento Científico e Tecnológico (CNPq), Financiadora de Estudos e Projetos (FINEP), Fundação de Amparo à Pesquisa do Estado de Rio de Janeiro (FAPERJ), São Paulo Research Foundation (FAPESP) Grants No. 2010/07359-6 and No. 1999/05404-3, Ministério de Ciência e Tecnologia (MCT), Brazil; Grant No. MSMT CR LG15014, LO1305 and LM2015038 and the Czech Science Foundation Grant No. 14-17501S, Czech Republic; Centre de Calcul IN2P3/CNRS, Centre National de la Recherche Scientifique (CNRS), Conseil Régional Ile-de-France, Département Physique Nucléaire et Corpusculaire (PNC-IN2P3/CNRS), Département Sciences de l'Univers (SDU-INSU/CNRS), Institut Lagrange de Paris (ILP) Grant No. LABEX ANR-10-LABX-63, within the Investissements d'Avenir Programme Grant No. ANR-11-IDEX-0004-02, France; Bundesministerium für Bildung und Forschung (BMBF), Deutsche Forschungsgemeinschaft (DFG), Finanzministerium Baden-Württemberg, Helmholtz Alliance for Astroparticle Physics (HAP), Helmholtz-Gemeinschaft Deutscher Forschungszentren (HGF), Ministerium für Wissenschaft und Forschung, Nordrhein Westfalen, Ministerium für Wissenschaft, Forschung und Kunst, Baden-Württemberg, Germany; Istituto Nazionale di Fisica Nucleare (INFN), Istituto Nazionale di Astrofisica (INAF), Ministero dell'Istruzione, dell'Università e della Ricerca (MIUR), Gran Sasso Center for Astroparticle Physics (CFA), CETEMPS Center of Excellence, Ministero degli Affari Esteri (MAE), Italy; Consejo Nacional de Ciencia y Tecnología (CONACYT) No. 167733, Mexico; Universidad Nacional Autónoma de México (UNAM), PAPIIT DGAPA-UNAM, Mexico; Ministerie van Onderwijs, Cultuur en Wetenschap, Nederlandse Organisatie voor Wetenschappelijk Onderzoek (NWO), Stichting voor Fundamenteel Onderzoek der Materie (FOM), Netherlands; National Centre for Research and Development, Grants No. ERA-NET-ASPERA/01/11 and No. ERA-NET-ASPERA/02/11, National Science Centre, Grants No. 2013/08/M/ST9/00322, No. 2013/08/M/ST9/00728 and No. HARMONIA 5 – 2013/10/M/ST9/00062, Poland; Portuguese national funds and FEDER funds within Programa Operacional Factores de Competitividade through Fundação para a Ciência e a Tecnologia (COMPETE), Portugal; Romanian Authority for Scientific Research ANCS, CNDI-UEFISCDI partnership projects Grants No. 20/2012 and No. 194/2012 and PN 16 42 01 02; Slovenian Research Agency, Slovenia; Comunidad de Madrid, Fondo Europeo de Desarrollo Regional (FEDER) funds, Ministerio de Economía y Competitividad, Xunta de Galicia, European Community 7th Framework Program, Grant No. FP7-PEOPLE-2012-IEF-328826, Spain; Science and Technology Facilities Council, United Kingdom; Department of Energy, Contracts No. DE-AC02-07CH11359, No. DE-FR02-04ER41300, No. DE-FG02-99ER41107 and No. DE-SC0011689, National Science Foundation, Grant No. 0450696, The Grainger Foundation, USA; NAFOSTED, Vietnam; Marie Curie-IRSES/EPLANET, European Particle Physics Latin American Network, European Union 7th Framework Program, Grant No. PIRSES-2009-GA-246806; and UNESCO.

References

- [1] V. Berezhinsky, A.Z. Gazizov, S.I. Grigorieva, *Phys. Lett. B* 612 (2005) 147, arXiv:astro-ph/0502550.
- [2] V. Berezhinsky, A.Z. Gazizov, S.I. Grigorieva, *Phys. Rev. D* 74 (2006) 043005, arXiv:hep-ph/0204357.
- [3] A. Aab, et al., Pierre Auger Collaboration, *Phys. Rev. D* 90 (2014) 122006, arXiv:1409.5083.
- [4] J. Heinze, et al., arXiv:1512.05988, 2015.
- [5] S. Ostapchenko, *Phys. Rev. D* 83 (2011) 014018, arXiv:1010.1869.
- [6] E.-J. Ahn, et al., *Phys. Rev. D* 80 (2009) 094003, arXiv:0906.4113.
- [7] T. Pierog, et al., *Phys. Rev. C* 92 (2015) 034906, arXiv:1306.0121.
- [8] P. Abreu, et al., Pierre Auger Collaboration, *J. Cosmol. Astropart. Phys.* 1302 (2013) 026, arXiv:1301.6637.
- [9] A. Aab, et al., Pierre Auger Collaboration, *Phys. Rev. D* 90 (2014) 122005, arXiv:1409.4809.
- [10] R. Abbasi, et al., Telescope Array Collaboration, *Astropart. Phys.* 64 (2014) 49, arXiv:1408.1726.
- [11] R. Abbasi, et al., Pierre Auger Collaboration, Telescope Array Collaboration, *JPS Conf. Proc.* 9 (2016) 010016, arXiv:1503.07540.
- [12] P. Younk, M. Risse, *Astropart. Phys.* 35 (2012) 807, arXiv:1203.3732.
- [13] J. Matthews, *Astropart. Phys.* 22 (2005) 387.
- [14] J. Alvarez-Muñiz, R. Engel, T.K. Gaisser, et al., *Phys. Rev. D* 66 (2002) 033011, arXiv:astro-ph/0205302.
- [15] B. Kégl, for the Pierre Auger Collaboration, in: *Proc. 33rd Int. Cosmic Ray Conf., Rio de Janeiro, Brazil, 2013*, arXiv:1307.5059.
- [16] A. Schulz, for the Pierre Auger Collaboration, in: *Proc. 33rd Int. Cosmic Ray Conf., Rio de Janeiro, Brazil, 2013*, arXiv:1307.5059.
- [17] R. Gideon, R. Hollister, *J. Am. Stat. Assoc.* 82 (1987) 656.
- [18] E. Niven, C. Deutsch, *Comput. Geosci.* 40 (2012) 1.
- [19] J. Abraham, et al., Pierre Auger Collaboration, *Nucl. Instrum. Methods A* 613 (2010) 29.
- [20] P. Abreu, et al., Pierre Auger Collaboration, *Astropart. Phys.* 35 (2011) 266, arXiv:1111.6645.
- [21] V. Verzi, for the Pierre Auger Collaboration, in: *Proc. 33rd Int. Cosmic Ray Conf., Rio de Janeiro, Brazil, 2013*, arXiv:1307.5059.
- [22] M. Ave, for the Pierre Auger Collaboration, in: *Proc. 30th Int. Cosmic Ray Conf., Merida, Mexico, 2007*, arXiv:0709.2125.
- [23] D. Heck, Report No. FZKA 6019, 1998.
- [24] G. Battistoni, et al., *Nucl. Phys. B, Proc. Suppl.* 175 (2008) 88, arXiv:hep-ph/0612075.
- [25] S. Argiro, et al., *Nucl. Instrum. Methods A* 580 (2007) 1485, arXiv:0707.1652.
- [26] T. Wibig, A. Wolfendale, *J. Phys. G* 31 (2005) 255, arXiv:astro-ph/0410624.
- [27] D. Allard, et al., *Astron. Astrophys.* 443 (2005) L29, arXiv:astro-ph/0505566.
- [28] G. Farrar, for the Pierre Auger Collaboration, in: *Proc. 33rd Int. Cosmic Ray Conf., Rio de Janeiro, Brazil, 2013*, arXiv:1307.5059.
- [29] A. Aab, et al., Pierre Auger Collaboration, *Phys. Rev. D* 91 (2015) 032003, arXiv:1408.1421.
- [30] D. Maurel, et al., in: *Proc. 33rd Int. Cosmic Ray Conf., Rio de Janeiro, Brazil, 2013*, p. 0600.
- [31] R. Ulrich, R. Engel, M. Unger, *Phys. Rev. D* 83 (2011) 054026, arXiv:1010.4310.
- [32] T. Bergmann, R. Engel, D. Heck, et al., *Astropart. Phys.* 26 (2007) 420, arXiv:astro-ph/0606564.
- [33] P. Abreu, et al., Pierre Auger Collaboration, *Phys. Rev. Lett.* 109 (2012) 062002, arXiv:1208.1520.
- [34] R. Ulrich, for the Pierre Auger Collaboration, in: *Proc. 34th Int. Cosmic Ray Conf., The Hague, The Netherlands, 2015*, arXiv:1509.03732.
- [35] A. Aab, et al., Pierre Auger Collaboration, *Phys. Rev. D* 90 (2014) 012012, arXiv:1407.5919, Errata: *Phys. Rev. D* 90 (2014) 039904(E), *Phys. Rev. D* 92 (2015) 019903.
- [36] A. Aab, et al., Pierre Auger Collaboration, *Phys. Rev. D* 93 (2016) 072006, arXiv:1604.00978.