

Fiducial, total and differential cross-section measurements of t -channel single top-quark production in pp collisions at 8 TeV using data collected by the ATLAS detector

ATLAS Collaboration*

CERN, 1211 Geneva 23, Switzerland

Received: 10 February 2017 / Accepted: 12 July 2017 / Published online: 9 August 2017
© CERN for the benefit of the ATLAS collaboration 2017. This article is an open access publication

Abstract Detailed measurements of t -channel single top-quark production are presented. They use 20.2fb^{-1} of data collected by the ATLAS experiment in proton–proton collisions at a centre-of-mass energy of 8 TeV at the LHC. Total, fiducial and differential cross-sections are measured for both top-quark and top-antiquark production. The fiducial cross-section is measured with a precision of 5.8% (top quark) and 7.8% (top antiquark), respectively. The total cross-sections are measured to be $\sigma_{\text{tot}}(tq) = 56.7^{+4.3}_{-3.8}$ pb for top-quark production and $\sigma_{\text{tot}}(\bar{t}q) = 32.9^{+3.0}_{-2.7}$ pb for top-antiquark production, in agreement with the Standard Model prediction. In addition, the ratio of top-quark to top-antiquark production cross-sections is determined to be $R_t = 1.72 \pm 0.09$. The differential cross-sections as a function of the transverse momentum and rapidity of both the top quark and the top antiquark are measured at both the parton and particle levels. The transverse momentum and rapidity differential cross-sections of the accompanying jet from the t -channel scattering are measured at particle level. All measurements are compared to various Monte Carlo predictions as well as to fixed-order QCD calculations where available.

Contents

1	Introduction	1
2	ATLAS detector	3
3	Data sample and simulation	4
4	Object definitions	5
5	Event selection	6
6	Background estimation	6
7	Measurement definitions	7
7.1	Fiducial and total cross-sections	8
7.2	Particle-level objects	8
7.3	Pseudo top quarks	8
8	Separation of signal from background	9

9	Systematic uncertainties	9
10	Fiducial and total cross-section measurements	12
10.1	Fiducial cross-section measurements	12
10.2	Total cross-section measurements	13
10.3	R_t measurement	16
10.4	Estimation of top-quark mass dependence	16
10.5	Determination of $ V_{tb} $	16
11	Differential cross-section measurements	18
11.1	Unfolding technique	19
11.1.1	Unfolding to particle level	20
11.1.2	Unfolding to parton level	21
11.2	Binning and convergence of unfolding	21
11.3	Uncertainties	22
11.3.1	Statistical uncertainties	22
11.3.2	Systematic uncertainties	23
11.4	Particle-level cross-sections	24
11.5	Parton-level cross-sections	27
12	Conclusion	29
	References	30

1 Introduction

Top quarks are produced singly in proton–proton (pp) collisions via electroweak charged–current interactions. In leading-order (LO) perturbation theory, single top-quark production is described by three subprocesses that are distinguished by the virtuality of the exchanged W boson. The dominant process is the t -channel exchange depicted in Fig. 1, where a light quark from one of the colliding protons interacts with a b -quark from another proton by exchanging a virtual W boson (W^*). Since the valence u -quark density of the proton is about twice as high as the valence d -quark density, the production cross-section of single top quarks, $\sigma(tq)$, is expected to be about twice as high as the cross-section of top-antiquark production, $\sigma(\bar{t}q)$. At LO, subdominant single-top-quark processes are the associated production of a W

*e-mail: atlas.publications@cern.ch

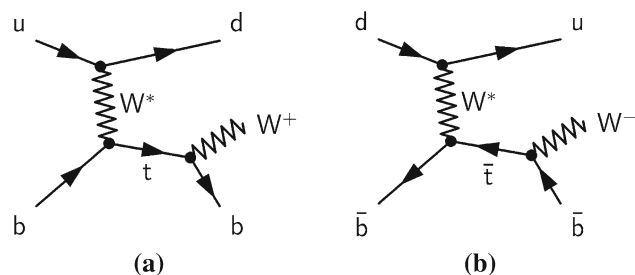


Fig. 1 Representative leading-order Feynman diagrams for **a** single top-quark production and **b** single top-antiquark production via the t -channel exchange of a virtual W^* boson, including the decay of the top quark and top antiquark, respectively

boson and a top quark (Wt) and the s -channel production of $t\bar{b}$. The t -channel and s -channel processes do not interfere even at next-to-leading order (NLO) in perturbation theory and are thus well defined with that precision.

This paper presents measurements of $\sigma(tq)$ and $\sigma(\bar{t}q)$ in pp collisions at a centre-of-mass energy of $\sqrt{s} = 8$ TeV at the Large Hadron Collider (LHC). The analysis is based on the full ATLAS dataset collected in 2012, corresponding to an integrated luminosity of 20.2 fb^{-1} . Separate measurements of tq and $\bar{t}q$ production provide sensitivity to the parton distribution functions (PDFs) of the u -quark and the d -quark, exploiting the different initial states of the two processes as shown in Fig. 1. In addition, the cross-section ratio $R_t \equiv \sigma(tq)/\sigma(\bar{t}q)$ is measured, which has smaller systematic uncertainties than the individual cross-sections, because of partial cancellations of common uncertainties. Investigating R_t also provides a way of searching for new-physics contributions in single top-quark (top-antiquark) production [1] and of elucidating the nature of physics beyond the Standard Model (SM) if it were to be observed [2].

In general, measurements of single top-quark production provide insights into the properties of the Wtb interaction. The cross-sections are proportional to the square of the coupling at the Wtb production vertex. In the SM, the coupling is given by the Cabibbo–Kobayashi–Maskawa (CKM) matrix element V_{tb} [3,4] multiplied by the universal electroweak coupling constant. All measurements presented in this paper are based on the assumption that the production and the decay of top quarks via Wts and Wtd vertices are suppressed due to the fact that the CKM matrix elements V_{ts} and V_{td} are much smaller than V_{tb} . Potential new-physics contributions to the Wtb vertex are parameterised by an additional left-handed form factor f_{LV} [5], assumed to be real. In this approach the Lorentz structure is assumed to be the same as in the SM, that is vector–axial-vector ($V - A$). The inclusive cross-section $\sigma(tq + \bar{t}q)$ is determined as the sum of $\sigma(tq)$ and $\sigma(\bar{t}q)$ and used to determine $f_{LV} \cdot |V_{tb}|$. Alternatively, the measurement of $\sigma(tq + \bar{t}q)$ can be used to constrain the b -quark PDF. The measurement of $\sigma(tq + \bar{t}q)$ is also sensitive to various models

of new-physics phenomena [6], such as extra heavy quarks, gauge bosons, or scalar bosons. Studies of differential cross-sections allow the modelling of the process to be probed in more detail and provide a more sensitive search for effects of new physics.

Single top-quark production in the t -channel was first established in $p\bar{p}$ collisions at $\sqrt{s} = 1.96$ TeV at the Tevatron [7,8]. Measurements of t -channel single top-quark production at the LHC at $\sqrt{s} = 7$ TeV were performed by the ATLAS Collaboration [9,10] and the CMS Collaboration [11,12]. At $\sqrt{s} = 8$ TeV the CMS Collaboration measured the t -channel cross-sections and the cross-section ratio, R_t [13].

The total inclusive cross-sections of top-quark and top-antiquark production in the t -channel in pp collisions at $\sqrt{s} = 8$ TeV are predicted to be

$$\sigma(tq) = 54.9^{+2.3}_{-1.9} \text{ pb}, \quad (1a)$$

$$\sigma(\bar{t}q) = 29.7^{+1.7}_{-1.5} \text{ pb}, \quad (1b)$$

$$\sigma(tq + \bar{t}q) = 84.6^{+3.9}_{-3.4} \text{ pb}, \quad (1c)$$

at NLO accuracy in QCD. The cross-sections are calculated with the HATHOR v2.1 [14] tool, which is based on work documented in Ref. [15]. The top-quark mass m_t is assumed to be 172.5 GeV, the same value which is used for the samples of simulated events in this analysis. The central values quoted in Eqs. (1a)–(1c) are determined following the PDF4LHC prescription [16], which defines the central value as the midpoint of the uncertainty envelope of three PDF sets: MSTW2008 [17,18], CT10 NLO [19] and NNPDF 3.0 [20]. The uncertainty due to the PDFs and their α_S dependence is given by half of the width of the envelope defined by these PDFs and is added in quadrature to the scale uncertainty to obtain the total uncertainties quoted in Eqs. (1a)–(1c). The sensitivity of $\sigma(tq)$ and $\sigma(\bar{t}q)$ to the PDFs has recently gained attention in the literature [21]. The scale uncertainties in the predictions are determined following a prescription referred to as independent restricted scale variations, in which the renormalisation scale (μ_r) and the factorisation scale (μ_f) are varied independently, considering the default choices μ_r^{def} and μ_f^{def} , half the default scales and two times the default scales. The combinations $(0.5\mu_r^{\text{def}}, 2.0\mu_f^{\text{def}})$ and $(2.0\mu_r^{\text{def}}, 0.5\mu_f^{\text{def}})$ are excluded, thus “restricted variations”. The maximum deviations in the predicted cross-sections for the six probed variations define the uncertainty.

Predictions of $\sigma(tq)$ and $\sigma(\bar{t}q)$ have recently been calculated at next-to-next-to-leading order (NNLO) [22]. The calculation uses $m_t = 173.2$ GeV and $\mu_r = \mu_f = m_t$, and results in a cross-section which is 1.5% lower than the NLO value calculated with the same settings. Only a limited number of scale variations are presented in Ref. [22]; however, they do indicate a reduction in the scale uncertainties com-

pared to the NLO result. Since the NLO computation implemented in HATHOR allows a complete treatment of the scale and PDF uncertainties, which is not currently available for the NNLO calculation, the NLO computation is used when extracting $f_{LV} \cdot |V_{tb}|$ and for comparing the R_t measurement to different PDF sets. The NLO results have been augmented by including the resummation of soft-gluon terms at next-to-next-to-leading logarithmic (NNLL) accuracy [23–25], leading to fixed-order predictions at the so-called NLO+NNLL level.

Cross-sections are measured in two ways: over the full kinematic range and within a fiducial phase space, defined to be as close as possible to the experimental measurement range. The definition of the fiducial phase space is based on stable particles output by Monte Carlo (MC) generators, with which reconstructed objects, such as primary leptons, jets and missing transverse momentum, are defined. The advantage of the fiducial cross-section measurements is a substantial reduction of the size of the applied acceptance corrections, leading to reduced systematic uncertainties.

Differential cross-sections are measured as a function of the transverse momentum of the top (anti)quark, $p_T(t)$, and as a function of the absolute value of its rapidity, $|y(t)|$. The measured cross-sections are unfolded to both parton level and particle level. Parton-level measurements can be directly compared to theory predictions that use stable top quarks. Particle-level measurements make use of a top-quark proxy which is constructed with the objects used in the fiducial cross-section measurements. At particle level, it is also possible to measure differential cross-sections as a function of the p_T and rapidity of the jet formed by the scattered light quark in the t -channel exchange of a W boson.

Events are selected targeting the $t \rightarrow \ell \nu b$ decay mode of the top quark where the lepton can be either an electron or a muon originating from a W -boson decay.¹ The experimental signature of candidate events is thus given by one charged lepton (electron or muon), large values of the magnitude of the missing transverse momentum, E_T^{miss} , and two hadronic jets with high transverse momentum. Exactly one of the two hadronic jets is required to be identified as a jet containing b -hadrons (b -jet). The other hadronic jet is referred to as the *untagged* jet and is assumed to be the accompanying jet in the t -channel exchange.

Several other processes feature the same signature as single-top-quark events; the main backgrounds being W + jets production and top-quark–top-antiquark ($t\bar{t}$) pair production. Since a typical signature-based event selection yields only a relatively low signal purity, a dedicated analysis strategy is developed to separate signal and background events. Several observables discriminating between signal and background

events are combined by an artificial neural network (NN) into one discriminant, O_{NN} , with improved signal-to-background separation. The cross-section measurements are based on a maximum-likelihood fit to the O_{NN} distribution. In addition, a cut on O_{NN} is applied to obtain a sample of events enriched in t -channel single-top-quark events. These events are used to extract differential cross-sections as a function of both the top-quark and untagged-jet variables.

This paper is organised as follows. The ATLAS detector is introduced in Sect. 2; details of both the data set and simulated event samples are given in Sect. 3. The objects used to select events are introduced in Sect. 4, while Sect. 5 discusses the event selection criteria. In Sect. 6 the background estimation is described. The measured cross-sections are defined in detail in Sect. 7 before turning to the separation of signal from background using a neural network in Sect. 8. The sources of systematic uncertainty considered in the analyses are covered in Sect. 9. The fiducial and inclusive cross-section measurements are the subject of Sect. 10, including the measurement of R_t and $f_{LV} \cdot |V_{tb}|$. This is followed by the differential cross-section measurements in Sect. 11, which also explains the method used to unfold the cross-sections. Finally, the conclusion is given in Sect. 12.

2 ATLAS detector

The ATLAS experiment [26] at the LHC is a multi-purpose particle detector with a forward-backward symmetric cylindrical geometry and a near 4π coverage in solid angle.² It consists of an inner tracking detector (ID) surrounded by a thin superconducting solenoid providing a 2 T axial magnetic field, electromagnetic and hadron calorimeters, and a muon spectrometer. The ID covers the pseudorapidity range $|\eta| < 2.5$. It consists of silicon pixel, silicon microstrip, and transition-radiation tracking detectors. Lead/liquid-argon (LAr) sampling calorimeters provide electromagnetic (EM) energy measurements with high granularity. A hadron (steel/scintillator-tile) calorimeter covers the central pseudorapidity range ($|\eta| < 1.7$). The endcap ($1.5 < |\eta| < 3.2$) and forward regions ($3.1 < |\eta| < 4.9$) are instrumented with LAr calorimeters for both the EM and hadronic energy measurements. The muon spectrometer (MS) surrounds the calorimeters and is based on three large air-core toroid superconducting magnets with eight

¹ Events involving $W \rightarrow \tau \nu$ decays with a subsequent decay of the τ lepton to either $e \nu_e \nu_\tau$ or $\mu \nu_\mu \nu_\tau$ are included in the signal.

² ATLAS uses a right-handed coordinate system with its origin at the nominal interaction point (IP) in the centre of the detector and the z -axis along the beam pipe. The x -axis points from the IP to the centre of the LHC ring, and the y -axis points upwards. Cylindrical coordinates (r, ϕ) are used in the transverse plane, ϕ being the azimuthal angle around the z -axis. The pseudorapidity is defined in terms of the polar angle θ as $\eta = -\ln \tan(\theta/2)$. Angular distance is measured in units of $\Delta R \equiv \sqrt{(\Delta\eta)^2 + (\Delta\phi)^2}$.

coils each. Its bending power ranges from 2.0 to 7.5 Tm. It includes a system of precision tracking chambers and fast detectors for triggering. A three-level trigger system is used to select events. The first-level trigger is implemented in hardware and uses a subset of the detector information to reduce the accepted rate to at most 75 kHz. This is followed by two software-based trigger levels that together reduce the accepted event rate to 400 Hz on average, depending on the data-taking conditions during 2012.

3 Data sample and simulation

This analysis is performed using pp collision data recorded at a centre-of-mass energy of $\sqrt{s} = 8$ TeV with the ATLAS detector at the LHC. Only the data-taking periods in which all the subdetectors were operational are considered. The data sets used in this analysis are defined by high- p_T single-electron or single-muon triggers [27,28], resulting in a data sample with an integrated luminosity of $L_{\text{int}} = 20.2 \text{ fb}^{-1}$ [29].

In the first-level trigger, electron-channel events are triggered by a cluster of energy depositions in the electromagnetic calorimeter. In the software-based triggers, a cluster of energy depositions in the calorimeter needs to be matched to a track and the trigger electron candidate is required to have transverse energy $E_T > 60$ GeV, or $E_T > 24$ GeV with additional isolation requirements.

The single-muon trigger is based on muon candidates reconstructed in the muon spectrometer. Muon-channel events are accepted by the trigger if they have either a muon with transverse momentum $p_T > 36$ GeV or an isolated muon with $p_T > 24$ GeV.

Simulated signal and background samples were generated with an MC technique. Detector and trigger simulations are performed within the dedicated ATLAS simulation software infrastructure utilizing the GEANT4 framework [30,31]. The same offline reconstruction methods used with data events are applied to the samples of simulated events. Multiple inelastic pp collisions (referred to as pile-up) are simulated with PYTHIA 8 [32], and are overlaid on each MC event. Weights are assigned to the simulated events such that the distribution of the number of pile-up interactions in the simulation matches the corresponding distribution in the data, which has an average of 21 [29].

Single-top-quark events from t -channel production are generated using the POWHEG-BOX (r2556) [33] generator. This generator uses the four-flavour scheme (4FS) for the NLO matrix element (ME) calculations, since the 4FS leads to a more precise description of the event kinematics compared to the five-flavour scheme (5FS). Events are generated with the fixed four-flavour PDF set CT10f4 [19] and the renormalisation and factorisation scales are set to the rec-

ommendation given in Ref. [33]. Top quarks are decayed at LO using MADSPIN [34], preserving all spin correlations. The parton shower, hadronisation and the underlying event are modelled using the PYTHIA 6 (v6.428) [35] generator and a set of tuned parameters called the Perugia2012 tune (P2012) [36].

For the generation of single top-quarks in the Wt and the s -channel the POWHEG-BOX (r2819) generator [37,38] with the CT10 PDF set is used. Samples of $t\bar{t}$ events are generated with the POWHEG-BOX (r3026) [39] and the CT10 PDF set. In the event generation of $t\bar{t}$, the h_{damp} parameter, which controls the p_T spectrum of the first additional emission beyond the Born configuration, is set to the mass of the top quark. The main effect of this is to regulate the high- p_T emission against which the $t\bar{t}$ system recoils. The parton shower, hadronisation and the underlying event are added using PYTHIA 6 and the P2011C set of tuned parameters [36].

All top-quark processes are generated assuming a top-quark mass of 172.5 GeV. The decay of the top quark is assumed to be exclusively $t \rightarrow Wb$.

For studies of systematic uncertainties in all processes involving top quarks, either alternative generators or parameter variations in the POWHEG-BOX + PYTHIA 6 setup are used. To study the hadronisation modelling, the POWHEG-BOX generator interfaced to HERWIG (v6.5.20) [40] is used. The underlying event is simulated using the JIMMY (v4.31) [41] model with the ATLAS AUET2 [42] set of tuned parameters. For studies of the NLO matching method, MADGRAPH5_aMC@NLO (v2.2.2) [43] interfaced to HERWIG is used. Samples are generated using the CT10f4 PDF set in the ME calculations and the renormalisation and factorisation scales are set to be the same as those implemented in POWHEG-BOX. Again, the top quarks produced in the ME are decayed using MADSPIN, preserving all spin correlations. Variations of the amount of additional radiation are studied by generating samples using POWHEG-BOX + PYTHIA 6 after changing the hard-scatter scales and the scales in the parton shower simultaneously. In these samples, a variation of the factorisation and renormalisation scales by a factor of 2.0 is combined with the Perugia2012radLo parameters and a variation of both parameters by a factor of 0.5 is combined with the Perugia2012radHi parameters [36]. In the case of the up-variation, the h_{damp} parameter is also changed and set to two times the top-quark mass [44].

Vector-boson production in association with jets, $V + \text{jets}$, is simulated using the multi-leg LO generator SHERPA (v1.4.1) [45] with its own parameter tune and the CT10 PDF set. SHERPA is used not only to generate the hard process, but also for the parton shower and the modelling of the underlying event. Samples of $W + \text{jets}$ and $Z + \text{jets}$ events with up to four additional partons are generated. The CKKW method [46] is used to remove overlap between partonic configurations generated by the matrix element and by parton shower evolution.

Double counting between the inclusive $V + n$ parton samples and samples with associated heavy-quark pair production is avoided consistently by applying the CKKW method also to heavy quarks [46]. In SHERPA, massive c - and b -quarks are used in the ME as well as in the shower.

Diboson events, denoted VV , are also simulated using the SHERPA (v1.4.1) generator. The matrix elements contain all diagrams with four electroweak vertices. They are calculated for zero additional partons at NLO and up to three additional partons at LO using the same methodology as for V +jets production. Only decay modes where one boson decays leptonically and the other boson decays hadronically are considered. The CT10 PDF set is used in conjunction with a dedicated set of parton-shower parameters developed by the SHERPA authors.

4 Object definitions

Electron candidates are selected from energy deposits (clusters) in the LAr EM calorimeter associated with a well-measured track fulfilling strict quality requirements [47, 48]. Electron candidates are required to satisfy $p_T > 25$ GeV and $|\eta_{\text{clus}}| < 2.47$, where η_{clus} denotes the pseudorapidity of the cluster. Clusters in the calorimeter barrel–endcap transition region, corresponding to $1.37 < |\eta_{\text{clus}}| < 1.52$, are ignored. High- p_T electrons associated with the W -boson decay can be mimicked by hadronic jets reconstructed as electrons, electrons from the decay of heavy quarks, and photon conversions. Since electrons from the W -boson decay are typically isolated from hadronic jet activity, backgrounds are suppressed by isolation criteria, which require minimal calorimeter activity and only allow low- p_T tracks in an η - ϕ cone around the electron candidate. Isolation criteria are optimised to achieve a uniform selection efficiency of 90% as a function of η_{clus} and transverse energy, E_T . The direction of the electron candidate is taken as that of the associated track. Electron candidates are isolated by imposing thresholds on the scalar sum of the transverse momenta of calorimeter energy deposits within a surrounding cone of size $\Delta R = 0.2$. In addition, the scalar sum of all track transverse momenta within a cone of size $\Delta R = 0.3$ around the electron direction is required to be below a p_T -dependent threshold in the range between 0.9 and 2.5 GeV. The track belonging to the electron candidate is excluded from the sum.

Muon candidates are reconstructed by matching track segments or complete tracks in the MS with tracks found in the ID [49]. The candidates are required to have $p_T > 25$ GeV and to be in the pseudorapidity region $|\eta| < 2.5$. Isolation criteria are applied to reduce background events in which a high- p_T muon is produced in the decay of a heavy-flavour quark. An isolation variable is defined as the scalar sum of the transverse momenta of all tracks with p_T above 1 GeV,

excluding the one matched to the muon, within a cone of size $\Delta R_{\text{iso}} = 10 \text{ GeV} / p_T(\mu)$. The definition of ΔR_{iso} is inspired by the one used in Ref. [50]. Muon candidates are accepted if they have an isolation to $p_T(\mu)$ ratio of less than 0.05. Events are rejected if the selected electron and the muon candidate share the same ID track.

Jets are reconstructed using the anti- k_r algorithm [51] with a radius parameter of $R = 0.4$, using topological clusters [52] as inputs to the jet finding. The clusters are calibrated with a local cluster weighting method [52]. The jet energy is further corrected for the effect of multiple pp interactions, both in data and in simulated events. Calibrated jets [53] using a transverse momentum- and η -dependent simulation-based calibration scheme, with in situ corrections based on data, are required to have $p_T > 30$ GeV and $|\eta| < 4.5$. The minimum jet p_T is raised to 35 GeV within the transition region from the endcap to the forward calorimeter, corresponding to $2.7 < |\eta| < 3.5$.

If any jet is within $\Delta R = 0.2$ of an electron, the closest jet is removed, since in these cases the jet and the electron are very likely to correspond to the same object. Remaining electron candidates overlapping with jets within a distance $\Delta R = 0.4$ are subsequently rejected.

To reject jets from pile-up events, a so-called jet-vertex-fraction criterion [54] is applied for jets with $p_T < 50$ GeV and $|\eta| < 2.4$: at least 50% of the scalar sum of the p_T of tracks within a jet is required to be from tracks compatible with the primary vertex³ associated with the hard-scattering collision.

Since $W + c$ production is a major background, a b -tagging algorithm optimised to improve the rejection of c -quark jets is used. A neural-network-based algorithm is employed, which combines three different algorithms exploiting the properties of a b -hadron decay in a jet [55]. The resulting NN discriminant ranges from zero to one and is required to be larger than 0.8349 for a jet to be considered b -tagged. This requirement corresponds to a b -tagging efficiency of 50% and a c -quark jet and light-parton jet mistag acceptance of 3.9 and 0.07%, respectively. These efficiencies are determined in simulated $t\bar{t}$ events.

The missing transverse momentum (with magnitude E_T^{miss}) is calculated based on the vector sum of energy deposits in the calorimeter projected onto the transverse plane [56]. All cluster energies are corrected using the local cluster weighting method. Clusters associated with a high- p_T jet or electron are further calibrated using their respective energy corrections. In addition, the p_T of muons with $p_T > 5$ GeV is included in the calculation of E_T^{miss} . The muon energy deposited in the calorimeter is taken into account to avoid double counting.

³ The primary vertex is defined as the vertex with the largest $\sum p_T^2$ of the associated tracks.

5 Event selection

The event selection requires exactly one charged lepton (ℓ), e or μ , exactly two jets, and $E_T^{\text{miss}} > 30$ GeV. Exactly one of the jets must be b -tagged. The selected lepton must be within $\Delta R = 0.15$ of the lepton selected by the trigger. Candidate events are selected if they contain at least one good primary vertex candidate with at least five associated tracks, each of which has $p_T > 400$ MeV. Events containing misreconstructed jets are rejected. Misreconstructed jets are jets with $p_T > 20$ GeV failing to satisfy quality criteria defined in Ref. [57].

Multijet events produced in hard QCD processes may be selected, even though there is no primary lepton from a weak-boson decay. This may happen if a jet is misidentified as an isolated lepton, leading to a so-called fake lepton, or if the event has a non-prompt lepton from a hadron decay which appears to be isolated. The misidentification of jets as leptons is difficult to model in the detector simulation, which is why two specific requirements are included in the event selection to reduce the multijet background without significantly reducing the signal efficiency. The first such requirement uses the transverse mass of the lepton- E_T^{miss} system,

$$m_T(\ell E_T^{\text{miss}}) = \sqrt{2p_T(\ell) \cdot E_T^{\text{miss}} [1 - \cos(\Delta\phi(\ell, E_T^{\text{miss}}))]}, \quad (2)$$

and requires it to be larger than 50 GeV. Further reduction of the multijet background is achieved by placing an additional requirement on events with a charged lepton that is back-to-back with the highest- p_T (leading) jet. This is realised by the following requirement between the lepton $p_T(\ell)$ and $\Delta\phi(j_1, \ell)$:

$$p_T(\ell) > \max\left(25 \text{ GeV}, 40 \text{ GeV} \cdot \left(1 - \frac{\pi - |\Delta\phi(j_1, \ell)|}{\pi - 1}\right)\right), \quad (3)$$

where j_1 denotes the leading jet.

Events with an additional lepton are vetoed to suppress Z +jets and $t\bar{t}$ dilepton backgrounds. Only leptons with opposite charge to the primary lepton are considered for this purpose. These additional leptons are identified with less stringent quality criteria than the primary lepton. Additional leptons are not required to be isolated and must have $p_T > 10$ GeV. The pseudorapidity region in which additional electrons are identified includes $|\eta(e)| < 4.9$, and for additional muons $|\eta(\mu)| < 2.5$. Beyond the acceptance of the ID, forward electrons are identified within the pseudorapidity range of $2.5 < |\eta| < 4.9$ based on calorimeter measurements only [47].

Two separate vetoes are applied, depending on the flavour of the additional lepton with respect to the primary lepton. If the additional lepton has the same flavour as the primary lepton and the invariant mass of the lepton pair is between 80 and 100 GeV, the event is rejected. If the additional lepton has a different flavour than the primary lepton, the event is rejected unless the additional lepton is within $\Delta R = 0.4$ to the selected b -jet.

A requirement of $m(\ell b) < 160$ GeV, where $m(\ell b)$ is the invariant mass of the lepton and the b -tagged jet, is imposed, in order to exclude the off-shell region of top-quark decay beyond the kinematic limit of $m(\ell b)^2 = m_t^2 - m_W^2$. The off-shell region is not modelled well by the currently available MC generators since off-shell effects are not included in the underlying matrix-element calculation.

Selected events are divided into two different signal regions (SRs) according to the sign of the lepton charge. These two regions are denoted ℓ^+ SR and ℓ^- SR.

In addition, two validation regions (VRs) are defined to be orthogonal to the SRs in the same kinematic phase space to validate the modelling of the main backgrounds, W +jets and $t\bar{t}$. Events in the W +jets VR pass the same requirements as events in the SR except for the b -tagging. Exactly one b -tagged jet is required, which is identified with a less stringent b -tagging criterion than used to define the SR. The NN- b -tagging discriminant must be in the interval (0.4051, 0.8349), thereby excluding the SR beyond the higher threshold. The $t\bar{t}$ VR is defined by requiring both jets to pass the same b -tagging requirement that is used for the SR.

6 Background estimation

For all background processes, except the multijet background, the normalisations are initially estimated by using MC simulation scaled to the theoretical cross-section predictions. The associated production of an on-shell W boson and a top quark (Wt) has a predicted production cross-section of 22.3 pb [58], calculated at NLO + NNLL accuracy. The uncertainty in this cross-section is 7.6%. Predictions of the s -channel production are calculated at NLO using the same methodology as for the t -channel production based on Ref. [59] and yield a predicted cross-section of 5.2 pb with a total uncertainty of 4.2%.

The predicted $t\bar{t}$ cross-section is 253 pb. It is calculated with Top++ (v2.0) [60–65] at NNLO in QCD, including the resummation of NNLL soft-gluon terms. The uncertainties due to the PDFs and α_S are calculated using the PDF4LHC prescription [16] with the MSTW200868% CL NNLO, CT10 NNLO and NNPDF 3.0 PDF sets and are added in quadrature to the scale uncertainty, leading to a total uncertainty in the cross-section of 6%.

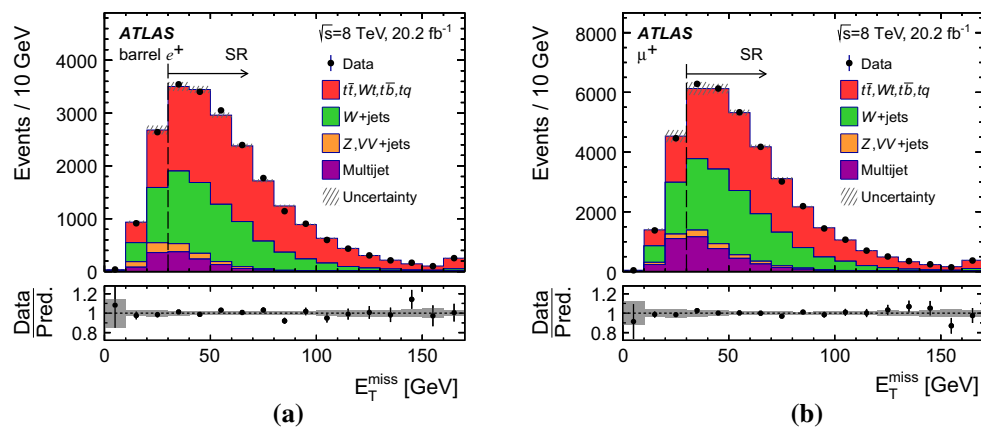


Fig. 2 Observed distributions of the missing transverse momentum, E_T^{miss} , in the signal region (SR), including events with $E_T^{\text{miss}} < 30$ GeV, for **a** events in the e^+ channel with an electron in the barrel region and for **b** events in the μ^+ channel, compared to the model obtained from simulated events. The normalisation is obtained from the binned maximum-likelihood fit to the full E_T^{miss} distributions, and applied to the

The cross-sections for inclusive W - and Z -boson production are predicted with NNLO accuracy using the FEWZ program [66,67] to be 37.0 nb and 3.83 nb, respectively. The uncertainty is 4% and comprises the PDF and scale uncertainties.

VV events are normalised to the NLO cross-section of 26.9 pb provided by MCFM [68]. The uncertainty in the inclusive cross-section for these processes is 5%.

The normalisation of the multijet background is obtained from a fit to the observed E_T^{miss} distribution, performed independently in the signal and in the validation regions. In order to select a pure sample of multijet background events, different methods are adopted for the electron and muon channels. The “jet-lepton” model is used in the electron channel while the “anti-muon” model is used in the muon channel [69]. In case of the “jet-lepton” model, a dedicated selection is imposed on MC simulated dijet events, in order to enrich events with jets that are likely to resemble a lepton in the detector. The jet candidates are treated as a lepton henceforth. The “anti-muon” model imposes a dedicated selection on data to enrich events that contain fake muons.

To determine the normalisation of the multijet background, a binned maximum-likelihood fit is performed on the E_T^{miss} distribution using the observed data, after applying all selection criteria except for the cut on E_T^{miss} . Fits are performed separately in two η regions for electrons: in the barrel ($|\eta| < 1.37$) and endcap ($|\eta| > 1.52$) region of the electromagnetic calorimeter, i.e. the transition region is excluded. For muons, the complete η region is used. For the purpose of this fit, the contributions from W +jets, the contributions from $t\bar{t}$ and single top-quark production, and

SR. The hatched uncertainty band represents the MC statistical uncertainty and the normalisation of the multijet background. The ratio of observed (Data) to predicted (Pred.) number of events in each bin is shown in the lower panel. Events beyond the x -axis range are included in the last bin

the contributions from Z +jets and VV production, are combined into one template. The normalisation of Z +jets and VV backgrounds is fixed during the fit, as their contribution is small.

The E_T^{miss} distributions, after rescaling the different backgrounds and the multijets template to their respective fit results, are shown in Fig. 2 for both the e^+ channel and μ^+ channel. The estimated event rates obtained from the binned maximum-likelihood fit for the combined contributions of W +jets, $t\bar{t}$ and single top-quark production are not used in the later analysis and are only applied to scale the respective backgrounds in order to check the modelling of the kinematic distributions. For the later NN training, as well as for the final statistical analysis, the normalisation for all but the multijets background is taken solely from MC simulations scaled to their respective cross-section predictions. Based on comparisons of the rates using an alternative method, namely the matrix method [69], a systematic uncertainty of 15% is assigned to the estimated multijet yields.

Table 1 summarises the event yields in the signal region for each of the background processes considered, together with the event yields for the signal process. The quoted uncertainties are statistical uncertainties and the uncertainty in the number of multijet events. The yields are calculated using the acceptance from MC samples normalised to their respective theoretical cross-sections.

7 Measurement definitions

The paragraphs below describe the concepts and definitions on which the cross-section measurements are based.

Table 1 Predicted and observed event yields for the signal region (SR). The multijet background prediction is obtained from a binned maximum-likelihood fit to the E_T^{miss} distribution. All the other predictions are derived using theoretical cross-sections, given for the backgrounds in Sect. 6 and for the signal in Sect. 1. The quoted uncertainties are in the predicted cross-sections or in the number of multijet events, in case of the multijet process

Process	ℓ^+ SR	ℓ^- SR
tq	11400 ± 470	17 ± 1
$\bar{t}q$	10 ± 1	6290 ± 350
$t\bar{t}, Wt, t\bar{b}/\bar{t}b$	$18,400 \pm 1100$	$18,000 \pm 1100$
$W^+ + \text{jets}$	18700 ± 3700	47 ± 10
$W^- + \text{jets}$	25 ± 5	$14,000 \pm 2800$
$Z, VV + \text{jets}$	1290 ± 260	1190 ± 240
Multijet	4520 ± 710	4520 ± 660
Total expected	$54,300 \pm 4000$	$44,100 \pm 3100$
Data	55,800	44,687

7.1 Fiducial and total cross-sections

Measuring a production cross-section with respect to a fiducial volume (σ_{fid}) has the benefit of reducing systematic uncertainties related to MC generators, since the extrapolation to the full phase space is avoided. In the usual case of a total cross-section measurement the measured cross-section is given by

$$\sigma_{\text{tot}} = \frac{\hat{v}}{\epsilon \cdot L_{\text{int}}} \quad \text{with} \quad \epsilon = \frac{N_{\text{sel}}}{N_{\text{total}}}, \quad (4)$$

where \hat{v} is the measured expectation value of the number of signal events and ϵ is the event selection efficiency, defined as the ratio of N_{sel} , the number of events after applying all selection cuts on a sample of simulated signal events, and N_{total} , the total number of events in that sample before any cut.

When defining a fiducial phase space, which is typically chosen to be close to the phase space of the selected data set, the fiducial acceptance is given by

$$A_{\text{fid}} = \frac{N_{\text{fid}}}{N_{\text{total}}}, \quad (5)$$

with N_{fid} being the number of generated events after applying the definition of the fiducial volume. The fiducial cross-section can be defined with respect to the fiducial phase space as

$$\sigma_{\text{fid}} = \frac{N_{\text{fid}}}{N_{\text{sel}}} \cdot \frac{\hat{v}}{L_{\text{int}}}. \quad (6)$$

From Eq. (6) it is apparent that systematic effects which alter N_{fid} and N_{sel} by the same factor do not lead to an uncertainty

in σ_{fid} since the changes cancel. Using σ_{fid} and A_{fid} , Eq. (4) can be written as

$$\sigma_{\text{tot}} = \frac{1}{A_{\text{fid}}} \cdot \sigma_{\text{fid}}, \quad (7)$$

corresponding to the extrapolation of the fiducial cross-section to the full phase space.

7.2 Particle-level objects

The definition of a fiducial phase space requires the implementation of the event selection at generator level. The corresponding particle-level objects are constructed from stable particles of the MC event record with a lifetime larger than $0.3\text{E}-10$ s, using the following criteria.

Particle-level leptons are defined as electrons, muons or neutrinos that originate from a W -boson decay, including those emerging from a subsequent τ -lepton decay. However, since certain MC generators do not include W bosons in the MC record, an implicit W -boson match is employed to achieve general applicability. This implicit requirement excludes leptons from hadronic decays, either directly or via a τ decay. The remaining leptons are assumed to come from a W -boson decay. In t -channel single-top-quark events, exactly one such electron or muon and the corresponding neutrino are present. The selected charged-lepton four-momentum is calculated including photons within a cone of size $\Delta R = 0.1$.

Particle-level jets are reconstructed using the anti- k_r algorithm with a radius parameter of $R = 0.4$. All stable particles are used to reconstruct the jets, except for the selected electron or muon and the photons associated with them. Particle-level jets are identified as b -jets, if the jet is within $|\eta| < 2.5$ and a b -hadron is associated with a ghost-matching technique as described in Ref. [70]. Events are rejected, if a selected particle-level lepton is identified within a cone of size $\Delta R = 0.4$ around a selected particle-level jet.

The particle-level event selection is designed to be close to the one used at reconstruction level. Exactly one particle-level electron or muon with $p_T > 25$ GeV and $|\eta| < 2.5$ is required. There must be two particle-level jets with $p_T > 30$ GeV and $|\eta| < 4.5$; exactly one of these jets must be a b -jet. The invariant mass of the lepton- b -jet system must fulfil $m(\ell b) < 160$ GeV.

7.3 Pseudo top quarks

Differential cross-sections characterise the top-quark kinematics. To facilitate the comparison between measurements and predictions, the top-quark objects have to closely correspond in both cases. While parton-level definitions of the top-quark are affected by ambiguities at NLO accuracy in

calculations and incur related uncertainties, top-quark definitions based on stable particles in MC generators form a solid foundation. On the other hand, some calculations are only available at parton level. Following this logic, a top-quark proxy called a pseudo top quark is defined [71], based on the particle-level objects given in Sect. 7.2. Variables calculated using the pseudo top quark are denoted by \hat{t} , while the untagged jet is written as \hat{j} .

The reconstruction of the pseudo top quark starts from its decay products: the W boson and the b -tagged jet. The W boson is reconstructed from the charged lepton and the neutrino at particle level. The z component of the neutrino momentum, $p_z(\nu)$, is calculated using the W -boson mass as a constraint. If the resulting quadratic equation has two real solutions, the one with smallest absolute value of $|p_z(\nu)|$ is chosen. In case of complex solutions, which can occur due to the low E_T^{miss} resolution, a kinematic fit is performed that rescales the neutrino p_x and p_y such that the imaginary part vanishes and at the same time the transverse components of the neutrino momentum are kept as close as possible to the E_T^{miss} . There are two jets in the events considered and exactly one of the jets is required to be b -tagged. The pseudo top quark is then formed by adding the four-momenta of the W boson and the b -tagged jet.

8 Separation of signal from background

A neural network (NN) [72] is employed to separate signal from background events, by combining several kinematic variables into an optimised NN discriminant (O_{NN}). The reconstruction of top-quark-related kinematic variables, the ranking of input variables according to their discriminating power, and the training process of the NN follow closely the procedures used in previous ATLAS publications about t -channel single top-quark production [9, 10]. The input variables used for the NN are determined by a study in which the expected uncertainties in the cross-section measurements are computed for different sets of variables. The procedure starts from an initial set of 17 variables used in previous analyses [9, 10]. These variables are ranked based on the algorithm described in Ref. [9]. One variable after the other is removed from the network according to the ranking, starting with the lowest-ranked one, followed by the next-lowest-ranked one, and so forth. In each iteration step the full analysis is performed and the expected uncertainty of the measurement is determined. As a result of the study, it is found that the reduction from the set of six highest-ranking variables to a set of five highest-ranking variables leads to a significant increase in the uncertainty in the cross-sections. Finally, the seven highest-ranking input variables are chosen, in order to avoid sudden changes in the uncertainty due to statistical fluctua-

Table 2 The seven input variables to the NN ordered by their discriminating power. The jet that is not b -tagged is referred to as *untagged jet*

Variable symbol	Definition
$m(jb)$	The invariant mass of the untagged jet (j) and the b -tagged jet (b)
$ \eta(j) $	The absolute value of the pseudorapidity of the untagged jet
$m(\ell\nu b)$	The invariant mass of the reconstructed top quark
$m_{\text{T}}(\ell E_{\text{T}}^{\text{miss}})$	The transverse mass of the lepton- $E_{\text{T}}^{\text{miss}}$ system, as defined in Eq. (2)
$ \Delta\eta(\ell\nu, b) $	The absolute value of $\Delta\eta$ between the reconstructed W boson and the b -tagged jet
$m(\ell b)$	The invariant mass of the charged lepton (ℓ) and the b -tagged jet
$\cos\theta^*(\ell, j)$	The cosine of the angle, θ^* , between the charged lepton and the untagged jet in the rest frame of the reconstructed top quark

tions. The input variables to the NN and their definitions are given in Table 2.

The separation between signal and the two most important backgrounds, i.e. the top-quark background and the W + jets background, is illustrated in Fig. 3 for the two most discriminating variables.

The training of the NN is done with a sample of simulated events that comprises events with leptons of positive and negative charge. This approach gives the same sensitivity as a scenario in which separate NNs are trained in the ℓ^+ SR and in the ℓ^- SR. The modelling of the input variables is checked in the W + jets VR and in the $t\bar{t}$ VR; see Sect. 5 for the definition. In the $t\bar{t}$ VR both jets are b -tagged, which poses the question how to define variables which are using the untagged jet in the SR. The two b -jets are sorted in $|\eta|$ and the jet with the highest $|\eta|$ is assigned to mimic the untagged jet of the SR. The distributions of all input variables are found to be well modelled in the VRs.

In Fig. 4, the probability densities of the resulting O_{NN} distributions are shown for the signal, the top-quark background, and the W + jets background.

The modelling of collision data with simulated events is further tested by applying the NNs in the validation regions. The corresponding distributions are shown in Fig. 5. Good agreement between the model and the measured distributions is found.

9 Systematic uncertainties

Many sources of systematic uncertainty affect the individual top-quark and top-antiquark cross-section measurements

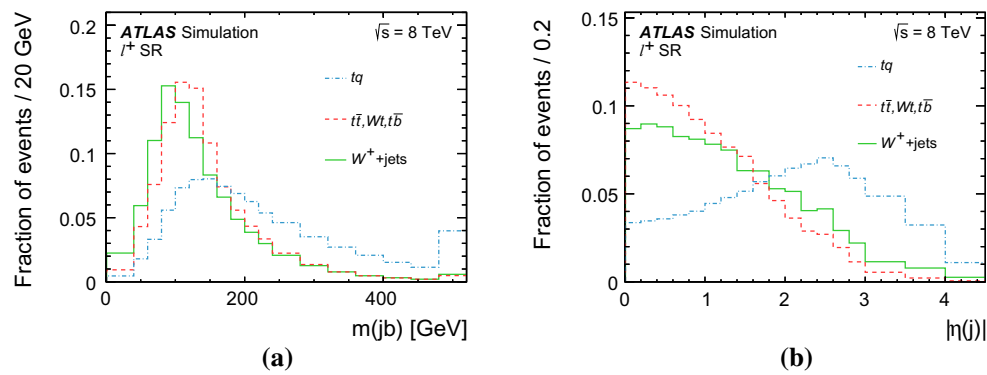


Fig. 3 Probability densities of the two most discriminating input variables to the NN: **a** the invariant mass $m(jb)$ of the untagged jet and the b -tagged jet, and **b** the absolute value of the pseudorapidity of the

untagged jet $|\eta(j)|$. The distributions are shown for the tq signal process, the W^+ + jets background and the top-quark background in the ℓ^+ SR. Events beyond the x -axis range are included in the last bin

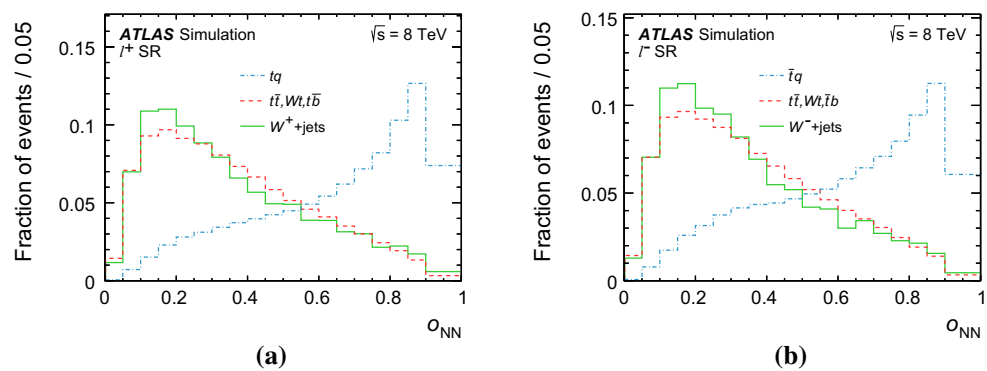


Fig. 4 Probability densities of the NN discriminants in the signal region (SR) for the tq and $\bar{t}q$ signal processes, the W + jets background and the top-quark background: **a** in the ℓ^+ SR and **b** in the ℓ^- SR

and their ratio. The uncertainties are split into the following categories:

Object modelling Systematic uncertainties due to the residual differences between data and MC simulation, for reconstructed jets, electrons and muons after calibration, and uncertainties in corrective scale factors are propagated through the entire analysis. The main source of object modelling uncertainty is the jet energy scale (JES).

Uncertainties in the lepton trigger, reconstruction, and selection efficiencies in simulations are estimated from measurements of the efficiency using $Z \rightarrow \ell^+\ell^-$ decays. To evaluate uncertainties in the lepton momentum scale and resolution, the same processes are used [73]. The uncertainty in the charge misidentification rates was studied and found to be negligible for this analysis.

The jet energy scale was derived using information from test-beam data, LHC collision data and simulation. Its uncertainty increases with η and decreases with the p_T of the reconstructed jet [53].

The JES uncertainty has various components originating from the calibration method, the calorimeter response, the

detector simulation, and the specific choice of parameters in the parton shower and fragmentation models employed in the MC event generator. Additional contributions come from the modelling of pile-up effects, differences between b -quark-induced jets and light-quark or gluon-induced jets. Included in the JES components are also uncertainties in the flavour composition of the jets and the calorimeter response to jets of different flavours. Both JES flavour uncertainties are reduced by using actual gluon-fractions of the untagged jet obtained from simulated signal samples. A parameterisation with 22 uncorrelated components is used, as described in Ref. [53].

Small uncertainties arise from the modelling of the jet energy resolution and the missing transverse momentum, which accounts for contributions of calorimeter cells not matched to any jets, low- p_T jets, and pile-up. The effect of uncertainties associated with the jet-vertex fraction is also considered for each jet.

Since the analysis makes use of b -tagging, the uncertainties in the b - and c -tagging efficiencies and the mistag rates [74, 75] are taken into account and called flavour tagging uncertainty. Since the interaction of matter and antimatter with the detector material is different, the difference in the

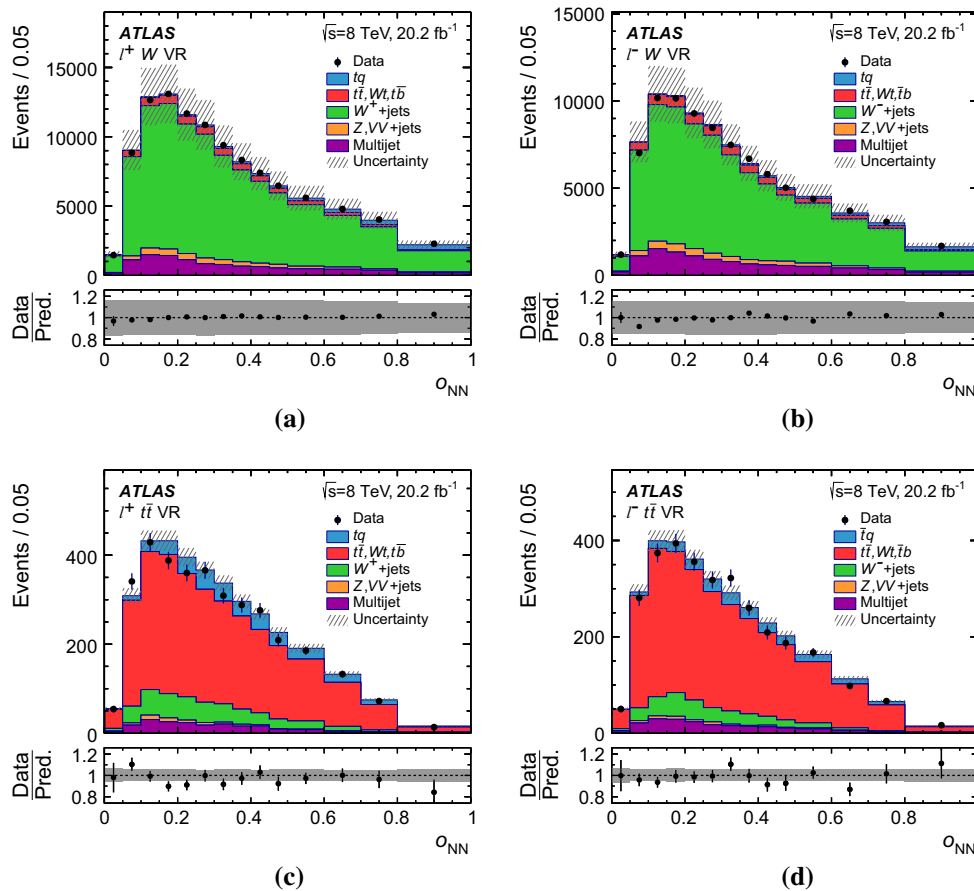


Fig. 5 Observed O_{NN} distributions (a, b) in the $W + \text{jets}$ VR and (c, d) in the $t\bar{t}$ VR compared to the model obtained from simulated events. The simulated distributions are normalised to the event rates obtained by the fits of the E_T^{miss} distributions as described in Sect. 6. The hatched

uncertainty band represents the uncertainty in the pre-fit process cross-sections and the bin-by-bin MC statistical uncertainty, added in quadrature. The lower panels show the ratio of the observed to the expected number of events in each bin

b -tagging efficiency between jets initiated by a b -quark and a b -antiquark is estimated and results to be $\sim 1\%$ based on simulated tq and $\bar{t}q$ events .

Monte Carlo generators and parton densities Systematic uncertainties from MC modelling are estimated by comparing different generators and varying parameters for the event generation. These uncertainties are estimated for all processes involving top quarks, and taken to be correlated among the tq and $\bar{t}q$ processes and uncorrelated between these two and the top-quark background ($t\bar{t}$, Wt , $t\bar{b}$, and $\bar{t}b$).

The uncertainty due to the choice of factorisation scale and renormalisation scale in the ME computation of the MC generators is estimated by varying these scales independently by factors of one half and two using the POWHEG-BOX generator. In addition, a different set of tuned parameters of the PYTHIA parton shower with modified α_S is used to match the scale variation in the ME. The detailed list of modified parameters is given in Ref. [36]. The uncertainty is defined by the envelope of all independent variations.

Systematic uncertainties in the matching of the NLO matrix calculation and the parton shower are estimated by comparing samples produced with MC@NLO and with POWHEG-BOX, in both cases interfaced to the HERWIG parton shower. For the tq and $\bar{t}q$ processes, MADGRAPH5_aMC@NLO is used instead of MC@NLO.

The uncertainty from the parton shower and hadronisation modelling is estimated by comparing samples produced with POWHEG-BOX + HERWIG and POWHEG-BOX + PYTHIA.

Systematic uncertainties related to the PDFs are taken into account for all processes, except for the $Z + \text{jets}$, due to the small yield, and multijet contributions. The uncertainty is estimated following the PDF4LHC recommendation [76], using the PDF4LHC15_NLO PDF set. In addition, the acceptance difference between PDF4LHC15_NLO and CT10 is considered, since the latter PDF set is not covered by the uncertainty obtained with PDF4LHC15_NLO. The total PDF uncertainties are dominated by the acceptance differences between CT10 and PDF4LHC15_NLO. For the two

signal processes the correlation coefficient of the total PDF uncertainties is found to be close to one.

Modelling uncertainties in the W + jets sample are investigated using particle-level distributions obtained with the SHERPA event generator by varying simultaneously the factorisation and renormalisation scales. The corresponding fractional changes with respect to the nominal particle-level $p_T(W)$ distribution are applied to the reconstructed $p_T(W)$ distribution and modified O_{NN} distributions are obtained. The effect on the measured t -channel cross section is found to be negligible.

Finally, the MC statistical uncertainty is included.

Background normalisation The uncertainties in the normalisation of the various background processes are estimated by using the uncertainties in the theoretical cross-section predictions as detailed in Sect. 6.

For the W + jets and Z + jets backgrounds, an uncertainty of 21% is assigned. This uncertainty is estimated based on parameter variations in the generation of the SHERPA samples. It was found that a correlated variation of the factorisation and renormalisation scales has the biggest impact on the kinematic distributions and produces variations covering the unfolded Z/W + jets data and their uncertainties [77].

The multijet background estimate has an uncertainty of 15%, based on comparisons of the default method with the yield obtained with the matrix method [69]. Additionally an uncertainty in the shape of distributions is defined in the same way.

Luminosity The absolute luminosity scale is derived from beam-separation scans performed in November 2012. The uncertainty in the integrated luminosity is 1.9% [29].

10 Fiducial and total cross-section measurements

The signal yields $\hat{v}(tq)$ and $\hat{v}(\bar{t}q)$ (see Eq. (4)) are extracted by performing a binned maximum-likelihood fit to the O_{NN} distributions in the ℓ^+ SR and in the ℓ^- SR. The production of tq and $\bar{t}q$ are treated independently. The signal rates, the rate of the combined top-quark background ($t\bar{t}$, Wt , $t\bar{b}$, and $\bar{t}b$), and the rate of the combined W + light-jets, $W + c\bar{c}$, and $W + b\bar{b}$ background, are fitted simultaneously. The rates of W^+ + jets and W^- + jets are independent parameters in the fit. The event yields of the multijet background and the Z , VV + jets background are fixed to the estimates given in Table 1. The multijet background is determined in a data-driven way, see Sect. 6, and is therefore not subject to the fit of the signal yields. The Z , VV + jets background is relatively small and cannot be further constrained by the fit.

The maximum-likelihood function is given by the product of Poisson probability terms for the individual histogram bins (see Ref. [9]). Gaussian prior probability distributions are

Table 3 Event yields for the different processes estimated with the fit to the O_{NN} distribution compared to the numbers of observed events. Only the statistical uncertainties are quoted. The Z , VV + jets contributions and the multijet background are fixed in the fit; therefore no uncertainty is quoted for these processes

Process	$\hat{v}(\ell^+)$	$\hat{v}(\ell^-)$
tq	$11,800 \pm 200$	17 ± 1
$\bar{t}q$	11 ± 1	6920 ± 170
$t\bar{t}$, Wt , $t\bar{b}/\bar{t}b$	$19,300 \pm 740$	$18,900 \pm 730$
W^+ + jets	$18,800 \pm 780$	48 ± 2
W^- + jets	23 ± 1	$13,100 \pm 740$
Z , VV + jets	1290	1190
Multijet	4520	4520
Total estimated	$55,800 \pm 1100$	$44,700 \pm 1100$
Data	55,800	44,687

included multiplicatively in the maximum-likelihood function to constrain the background rates, which are subject to the fit, to their predictions given the associated uncertainties. The event yields estimated in the fit are given in Table 3.

In Fig. 6, the observed O_{NN} distributions are shown and are compared to the compound model of signal and background normalised to the fit result.

Figure 7 displays the observed distributions of the three most discriminating variables compared to the distributions obtained with simulated events normalised to the fit result. Differences between data and prediction are covered by the normalisation uncertainty of the different fitted processes.

Since single top-quarks are produced via the charged-current weak interaction (W -boson exchange), they are polarised. The polarisation is most prominently visible in the distribution of $\cos\theta^*(\ell, j)$ shown in Fig. 8. The good modelling of the observed distribution of this characteristic variable by simulated distributions scaled to the fitted event rates serves as further confirmation of the fit result.

10.1 Fiducial cross-section measurements

The fiducial cross-sections are calculated using Eq. (6), yielding

$$\begin{aligned} \sigma_{\text{fid}}(tq) &= 9.78 \pm 0.16 \text{ (stat.)} \pm 0.52 \text{ (syst.)} \\ &\quad \pm 0.19 \text{ (lumi.) pb} \\ &= 9.78 \pm 0.57 \text{ pb} \end{aligned} \quad (8)$$

and

$$\begin{aligned} \sigma_{\text{fid}}(\bar{t}q) &= 5.77 \pm 0.14 \text{ (stat.)} \pm 0.41 \text{ (syst.)} \\ &\quad \pm 0.11 \text{ (lumi.) pb} \\ &= 5.77 \pm 0.45 \text{ pb.} \end{aligned} \quad (9)$$

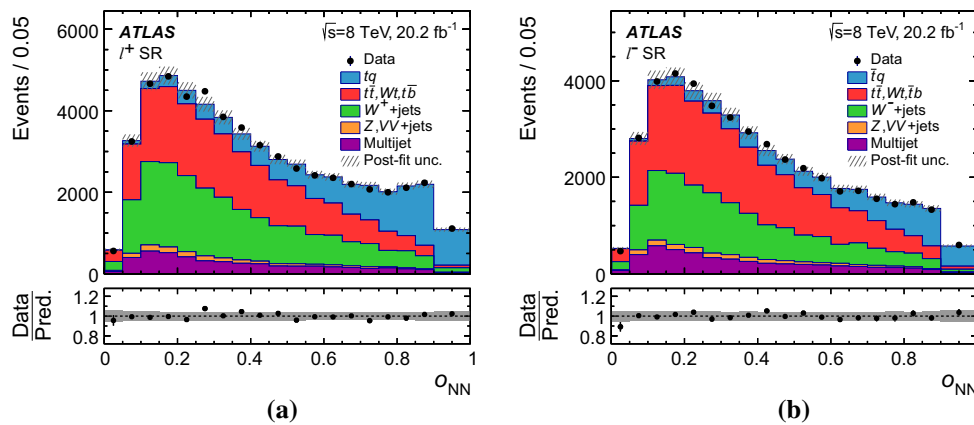


Fig. 6 Observed O_{NN} distributions in **a** the ℓ^+ SR and in **b** the ℓ^- SR compared to the model obtained from simulated events. The simulated distributions are normalised to the event rates obtained by the fit to the discriminants. The hatched uncertainty band represents the total uncer-

tainty in the rates of all processes after the fit and the bin-by-bin MC statistical uncertainty, added in quadrature. The lower panels show the ratio of the observed to the expected number of events in each bin to illustrate the goodness-of-fit

The uncertainties in the measured expectation values of the number of signal events, $\hat{v}(tq)$ and $\hat{v}(\bar{t}q)$ in Eq. (6), are obtained from pseudo-experiments, employing the same technique as in Ref. [10], and are propagated to the measured cross-sections. The systematic uncertainties discussed in Sect. 9 cause variations of the signal acceptance, the background rates and the shape of the NN discriminant. Only significant shape uncertainties are taken into account in the statistical analysis. Shape uncertainties are considered significant if their magnitude exceeds the statistical uncertainty in at least one bin of the O_{NN} distribution. In order to dampen statistical fluctuations a median filter is applied to the distribution of the bin-wise relative uncertainty. The filter uses a five-bin-wide sliding window and is by construction not applied to the first and the last two bins of a histogram. After applying this procedure, shape uncertainties are considered for the following sources: two JES uncertainty components, jet energy resolution, E_T^{miss} modelling, the modelling of the multijet background, and all MC-generator-related uncertainties.

Since the tq and $\bar{t}q$ production cross-sections are measured in a fiducial region, systematic uncertainties in the event rates affect only $N_{\text{sel}}/N_{\text{fid}}$ in Eq. (6), thereby reducing the uncertainties related to the choice of PDF, signal MC generator and parton-shower by about 1 percentage point each. The uncertainties in the scale choice of the signal generator and the NLO matching are reduced by about 2 percentage points each. Contributions of the various sources of systematic uncertainty to the measured values of $\sigma_{\text{fid}}(tq)$ and $\sigma_{\text{fid}}(\bar{t}q)$ are shown in Table 4.

The relative combined uncertainties, including the statistical and systematic uncertainties, are $\pm 5.8\%$ for $\sigma_{\text{fid}}(tq)$ and $\pm 7.8\%$ for $\sigma_{\text{fid}}(\bar{t}q)$. The three largest sources of uncertainty are the uncertainty in the JES calibration, the choice

of matching method used for the NLO generator of the top-quark background and the uncertainty in the lepton reconstruction.

Figure 9 shows the measured fiducial cross-sections in comparison to the predictions by the NLO MC generators POWHEG-BOX and MADGRAPH5_aMC@NLO combined with the parton-shower programs PYTHIA 6 (v6.428), PYTHIA 8 (v8.2) [32], HERWIG (v6.5.20) and HERWIG 7 (v7.0.1) [78]. The 4FS and the 5FS are explored. The predictions are computed with the CT10 PDF set and include the uncertainty in the scale choice using the method of independent restricted scale variations as described in Sect. 1 and the uncertainty in the PDFs, using the intra-PDF uncertainties of CT10. The predictions based on the 5FS feature strongly reduced scale uncertainties compared to those based on the 4FS. When computing the predictions of σ_{fid} based on Eq. (7), the uncertainties in the predictions of σ_{tot} are treated as correlated with the scale and PDF uncertainties in A_{fid} . For the PYTHIA 6 parton shower the value of α_S in the set of tuned parameters is also modified consistently with the change of the scale in the ME. PDF uncertainties are obtained by reweighting to eigenvectors of their respective error sets. The predictions of all setups agree with each other and also with the measured values.

10.2 Total cross-section measurements

Using the predictions of A_{fid} by different MC generators, the fiducial cross-sections are extrapolated to the full phase space and compared to fixed-order calculations. The PDF and scale uncertainties in A_{fid} are included and correlated with the PDF and scale uncertainty in σ_{fid} . Figure 10 shows the total cross-sections obtained by the extrapolation, based on A_{fid} from POWHEG-BOX and MADGRAPH5_aMC@NLO

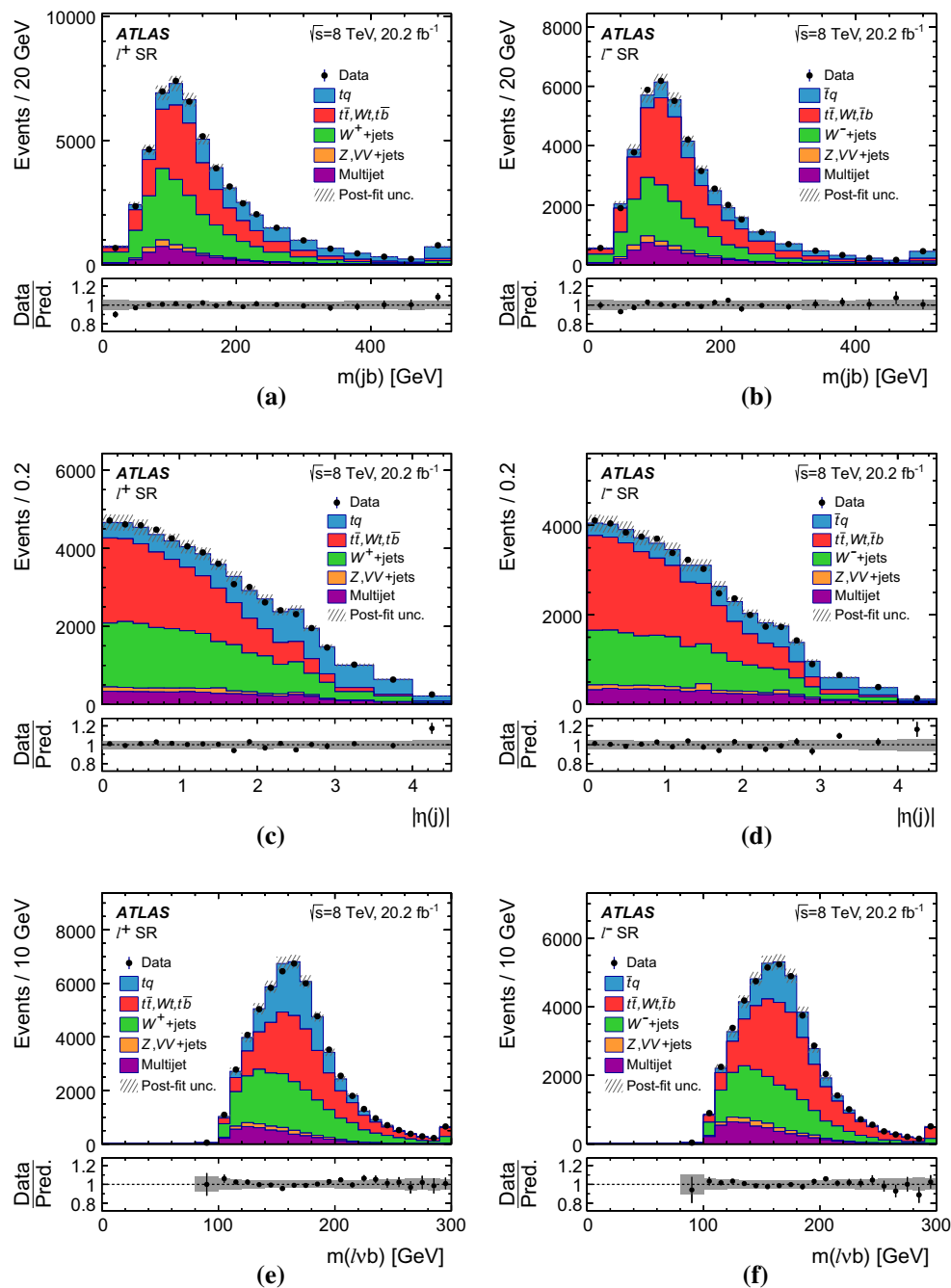


Fig. 7 Observed distributions of the three most important input variables to the NN in the SR compared to the model obtained with simulated events. The definitions of the variables can be found in Table 2. The simulated distributions are normalised to the event rates obtained by the maximum-likelihood fit to the NN discriminants. The hatched

uncertainty *band* represents the total uncertainty in the rates of all processes after the fit and the bin-by-bin MC statistical uncertainty, added in quadrature. The *lower panels* show the ratio of the observed to the expected number of events in each bin to illustrate the goodness-of-fit. Events beyond the *x*-axis range in (a), (b), (e) and (f)

for the 4FS and 5FS and for different parton-shower MC programs. Since the extrapolation from the fiducial to the total cross-sections is performed for different MC generators, the uncertainty in the NLO-matching method and the

uncertainty due to the choice of the parton-shower program are not considered for the extrapolation part, but these uncertainties are kept for the fiducial cross-sections entering the extrapolation. The measured values are compared with fixed-

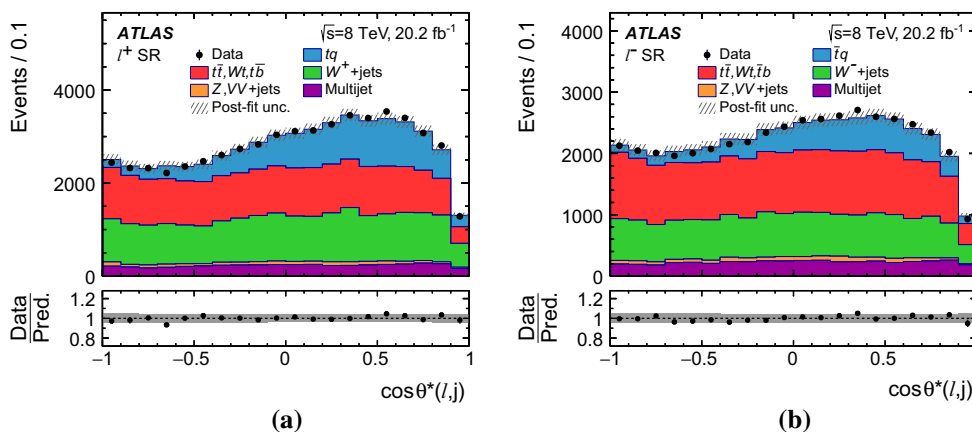


Fig. 8 Observed distributions of $\cos\theta^*(\ell, j)$ in **a** the ℓ^+ SR and in **b** the ℓ^- SR compared to the model obtained from simulated events. The simulated distributions are normalised to the event rates obtained by the fit to the O_{NN} distributions. The hatched uncertainty band represents

Table 4 Detailed list of the contribution from each source of uncertainty to the total uncertainty in the measured values of $\sigma_{\text{fid}}(tq)$ and $\sigma_{\text{fid}}(\bar{t}q)$. The estimation of the systematic uncertainties has a statistical uncertainty of 0.3%. Uncertainties contributing less than 0.5% are marked with $^* < 0.5^*$

Source	$\Delta\sigma_{\text{fid}}(tq) / \sigma_{\text{fid}}(tq)$ (%)	$\Delta\sigma_{\text{fid}}(\bar{t}q) / \sigma_{\text{fid}}(\bar{t}q)$ (%)
Data statistics	± 1.7	± 2.5
Monte Carlo statistics	± 1.0	± 1.4
Background normalisation	< 0.5	< 0.5
Background modelling	± 1.0	± 1.6
Lepton reconstruction	± 2.1	± 2.5
Jet reconstruction	± 1.2	± 1.5
Jet energy scale	± 3.1	± 3.6
Flavour tagging	± 1.5	± 1.8
E_T^{miss} modelling	± 1.1	± 1.6
b/\bar{b} tagging efficiency	± 0.9	± 0.9
PDF	± 1.3	± 2.2
$tq(\bar{t}q)$ NLO matching	± 0.5	< 0.5
$tq(\bar{t}q)$ parton shower	± 1.1	± 0.8
$tq(\bar{t}q)$ scale variations	± 2.0	± 1.7
$t\bar{t}$ NLO matching	± 2.1	± 4.3
$t\bar{t}$ parton shower	± 0.8	± 2.5
$t\bar{t}$ scale variations	< 0.5	< 0.5
Luminosity	± 1.9	± 1.9
Total systematic	± 5.6	± 7.3
Total (stat. + syst.)	± 5.8	± 7.8

order perturbative QCD calculations [14, 15, 22, 23]. For the default generator POWHEG-BOX + PYTHIA 6 the fiducial acceptances are determined to be $A_{\text{fid}}(tq) = (17.26^{+0.46}_{-0.21})\%$ and $A_{\text{fid}}(\bar{t}q) = (17.52^{+0.45}_{-0.20})\%$, thereby yielding

the total uncertainty in the rates of all processes after the fit and the bin-by-bin MC statistical uncertainty, added in quadrature. The lower panels show the ratio of the observed to the expected number of events in each bin to illustrate the goodness-of-fit

$$\begin{aligned} \sigma_{\text{tot}}(tq) &= 56.7 \pm 0.9 \text{ (stat.)} \pm 2.7 \text{ (exp.)}^{+2.7}_{-1.7} \text{ (scale)} \\ &\quad \pm 0.4 \text{ (PDF)} \pm 1.0 \text{ (NLO-matching method)} \\ &\quad \pm 1.1 \text{ (parton shower)} \pm 1.1 \text{ (lumi.) pb} \\ &= 56.7^{+4.3}_{-3.8} \text{ pb} \end{aligned} \tag{10}$$

and

$$\begin{aligned} \sigma_{\text{tot}}(\bar{t}q) &= 32.9 \pm 0.8 \text{ (stat.)} \pm 2.3 \text{ (exp.)}^{+1.4}_{-0.8} \text{ (scale)} \\ &\quad \pm 0.3 \text{ (PDF)} \\ &\quad \pm^{+0.7}_{-0.6} \text{ (NLO-matching method)} \\ &\quad \pm 0.6 \text{ (parton shower)} \pm 0.6 \text{ (lumi.) pb} \\ &= 32.9^{+3.0}_{-2.7} \text{ pb.} \end{aligned} \tag{11}$$

The experimental systematic uncertainty (exp.) contains the uncertainty in the fiducial cross-sections, without the scale, PDF, NLO-matching method and parton-shower components, which are quoted separately and include both the uncertainties in σ_{fid} and A_{fid} . The relative total uncertainty is $^{+7.6}_{-6.7}\%$ for $\sigma_{\text{tot}}(tq)$ and $^{+9.1}_{-8.4}\%$ for $\sigma_{\text{tot}}(\bar{t}q)$.

The total inclusive cross-section is obtained by adding $\sigma_{\text{tot}}(tq)$ and $\sigma_{\text{tot}}(\bar{t}q)$ in Eqs. (10) and (11):

$$\begin{aligned} \sigma_{\text{tot}}(tq + \bar{t}q) &= 89.6 \pm 1.2 \text{ (stat.)} \pm 5.1 \text{ (exp.)}^{+4.1}_{-2.5} \text{ (scale)} \\ &\quad \pm 0.7 \text{ (PDF)} \\ &\quad \pm^{+1.7}_{-1.6} \text{ (NLO-matching method)} \\ &\quad \pm 1.6 \text{ (parton shower)} \pm 1.7 \text{ (lumi.) pb} \\ &= 89.6^{+7.1}_{-6.3} \text{ pb.} \end{aligned} \tag{12}$$

The systematic uncertainties are assumed to be 100% correlated between tq and $\bar{t}q$, except for the MC statistical uncertainty. Therefore, the uncertainties are added linearly com-

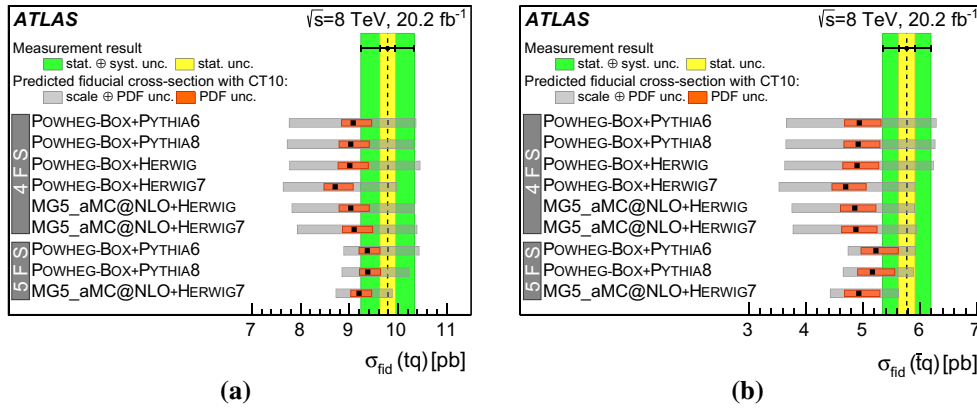


Fig. 9 Measured t -channel **a** single-top-quark and **b** single-top-antiquark fiducial cross-sections compared to predictions by the NLO MC generators POWHEG-BOX and MADGRAPH5_aMC@NLO in the four-flavour scheme (4FS) and five-flavour scheme (5FS) combined

ponent by component. The data statistical uncertainties of $\sigma_{\text{tot}}(tq)$ and $\sigma_{\text{tot}}(\bar{t}q)$ are added in quadrature to obtain the data statistical uncertainty of $\sigma_{\text{tot}}(tq + \bar{t}q)$. The same is done for the MC statistical uncertainty. The experimental systematic uncertainty (exp.) contains the uncertainty in the fiducial cross-sections, without the scale, PDF, NLO-matching method and parton-shower components.

10.3 R_t measurement

The ratio of the measured total cross-sections for top-quark and top-antiquark production in the t -channel is determined to be

$$R_t = \frac{\sigma_{\text{tot}}(tq)}{\sigma_{\text{tot}}(\bar{t}q)} = 1.72 \pm 0.05 \text{ (stat.)} \pm 0.07 \text{ (exp.)} = 1.72 \pm 0.09. \tag{13}$$

The correlation of uncertainties in $\sigma_{\text{tot}}(tq)$ and $\sigma_{\text{tot}}(\bar{t}q)$ is taken into account in the pseudo-experiments used to determine the uncertainties in $\hat{v}(tq)$ and $\hat{v}(\bar{t}q)$, see Sect. 10.1. Significant sources of systematic uncertainty in the measured values of R_t are shown in Table 5.

Figure 11 compares the observed value of R_t to predictions based on several different PDFs. For this comparison the uncertainty in the measured R_t value does not include the PDF components. The uncertainties in the predictions include the uncertainty in the renormalisation and factorisation scales and the combined internal PDF and α_S uncertainty. Most predictions agree at the 1σ level with the measured value; only the prediction based on ABM (5 flav.) [79] is about 2.5σ above the measurement. The main differences of the ABM PDF set compared to the other sets are the treatment of the b -quark PDF and the value of α_S .

with different parton-shower models. The uncertainties in the predictions include the uncertainty due to the scale choice using the method of independent restricted scale variations and the intra-PDF uncertainty in the CT10 PDF set

10.4 Estimation of top-quark mass dependence

The t -channel cross-section results given above are obtained for a top-quark mass of $m_t = 172.5$ GeV. The dependence of the measured cross-sections on m_t is estimated by repeating the measurement with different mass assumptions. The MC samples for all processes containing top quarks are reproduced for six different values of m_t , namely 165, 167.5, 170, 175, 177.5 and 180 GeV. The samples comprise the tq and $\bar{t}q$ signal as well as the background samples for $t\bar{t}$, Wt , $t\bar{b}$ production. The dependences of the resulting cross-sections on m_t are fitted with a first-order polynomial, for which the constant term is given by the central value at $m_t = 172.5$ GeV

$$\sigma(m_t) = \sigma(172.5 \text{ GeV}) + a \cdot \Delta m_t [\text{GeV}], \tag{14}$$

where $\Delta m_t = m_t - 172.5$ GeV. The fitted parameters a , the slopes, are given in Table 6 for all measured cross-sections.

10.5 Determination of $|V_{tb}|$

Single top-quark production in the t -channel proceeds via a Wtb vertex and the measured cross-section is proportional to $f_{LV}^2 \cdot |V_{tb}|^2$. In the SM, $|V_{tb}|$ is very close to one and f_{LV} is exactly one, but new-physics contributions could alter the value of f_{LV} significantly. The determination of $f_{LV} \cdot |V_{tb}|$ based on single-top-quark cross-section measurements is independent of assumptions about the number of quark generations and the unitarity of the CKM matrix. The only assumptions required are that $|V_{tb}| \gg |V_{td}|, |V_{ts}|$ and that the Wtb interaction involves a left-handed weak coupling as in the SM.

The value of $f_{LV}^2 \cdot |V_{tb}|^2$ is extracted by dividing the measured total inclusive cross-section $\sigma_{\text{tot}}(tq + \bar{t}q)$ by the SM expectation given in Eq. (1c). When calculating $f_{LV}^2 \cdot |V_{tb}|^2$,

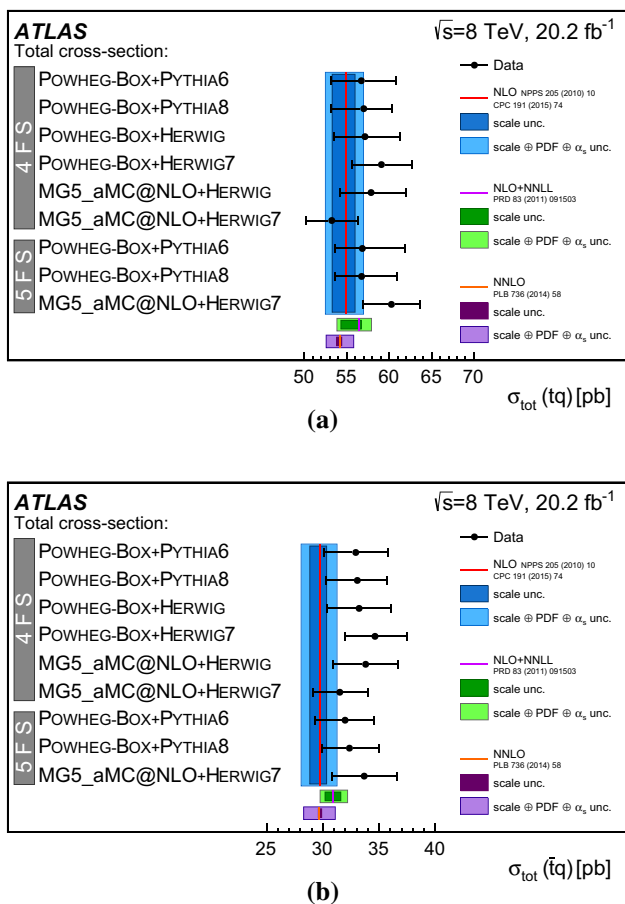


Fig. 10 Extrapolated t -channel **a** single-top-quark and **b** single-top-antiquark production cross-sections for different MC-generator setups compared to fixed-order NLO calculations. For the three calculations, the uncertainty from the renormalisation and factorisation scales are indicated in *darker shading*, and the total uncertainties, including the renormalisation and factorisation scale as well as the PDF + α_S uncertainties, are indicated in *lighter shading*. For the NNLO prediction, only the renormalisation and factorisation scale uncertainty is provided in Ref. [22]. For comparison, the PDF + α_S uncertainties from the NLO prediction [14] are added to the NNLO renormalisation and factorisation scale uncertainty reflected in the *lighter shaded* uncertainty band. For this comparison, the uncertainty in the extrapolation does not include the contribution from the NLO-matching method and from the choice of parton-shower model

the experimental and theoretical uncertainties are added in quadrature. The uncertainty in m_t is also considered, assuming $\Delta m_t = \pm 1$ GeV. The result obtained is

$$\begin{aligned}
 f_{LV} \cdot |V_{tb}| &= 1.029 \pm 0.007 \text{ (stat.)} \\
 &\pm 0.029 \text{ (exp.)} \pm_{-0.014}^{+0.023} \text{ (scale)} \pm 0.004 \text{ (PDF)} \\
 &\pm 0.010 \text{ (NLO-matching method)} \\
 &\pm 0.009 \text{ (parton shower)} \pm 0.010 \text{ (lumi.)} \\
 &\pm 0.005 (m_t) \pm 0.024 \text{ (theor.)} \\
 &= 1.029 \pm 0.048. \tag{15}
 \end{aligned}$$

Table 5 Significant contributions to the total relative uncertainty in the measured value of R_t . The estimation of the systematic uncertainties has a statistical uncertainty of 0.3%. Uncertainties contributing less than 0.5% are not shown

Source	$\Delta R_t / R_t$ (%)
Data statistics	± 3.0
Monte Carlo statistics	± 1.8
Background modelling	± 0.7
Jet reconstruction	± 0.5
E_T^{miss} modelling	± 0.6
tq ($\bar{t}q$) NLO matching	± 0.5
tq ($\bar{t}q$) scale variations	± 0.7
$t\bar{t}$ NLO matching	± 2.3
$t\bar{t}$ parton shower	± 1.7
PDF	± 0.7
Total systematic	± 3.9
Total (stat. + syst.)	± 5.0

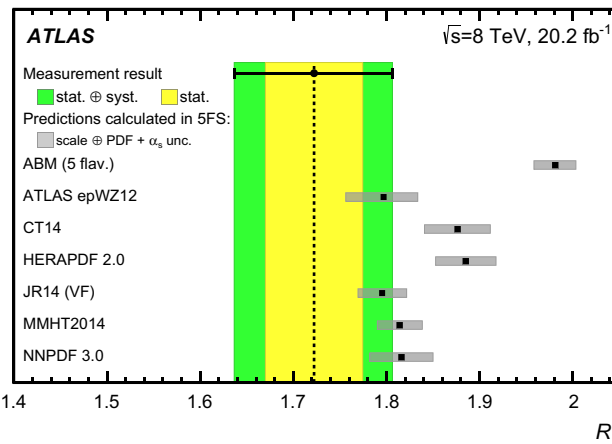


Fig. 11 Predicted values of $R_t = \sigma_{\text{tot}}(tq)/\sigma_{\text{tot}}(\bar{t}q)$ calculated with HATHOR [14] at NLO accuracy in QCD [15] in the 5FS using different NLO PDF sets [79–85] compared to the measured value. The *error bars* on the predictions include the uncertainty in the renormalisation and factorisation scales and the combined internal PDF and α_S uncertainty. The *dashed black line* indicates the central value of the measured R_t value. The combined statistical and systematic uncertainty of the measurement is shown in *green*, while the statistical uncertainty is represented by the *yellow error band*. The uncertainty in the measured R_t value does not include the PDF components for this comparison

Table 6 Slopes a of the mass dependence of the measured cross-sections

Measurement	$a \left[\frac{\text{pb}}{\text{GeV}} \right]$
$\sigma_{\text{fid}}(tq)$	-0.06 ± 0.01
$\sigma_{\text{fid}}(\bar{t}q)$	-0.04 ± 0.01
$\sigma_{\text{tot}}(tq)$	-0.59 ± 0.08
$\sigma_{\text{tot}}(\bar{t}q)$	-0.37 ± 0.06
$\sigma_{\text{tot}}(tq + \bar{t}q)$	-0.96 ± 0.13

The uncertainty in $f_{LV} \cdot |V_{tb}|$ is broken down in the first terms, reflecting the uncertainties in the combined total cross-section, as well as the uncertainty in the top-quark mass and the uncertainty in the theoretical cross-section calculation. The result is in full agreement with the SM prediction. Restricting the range of $|V_{tb}|$ to the interval $[0, 1]$ and assuming $f_{LV} = 1$, as required by the SM, a lower limit on $|V_{tb}|$ is extracted: $|V_{tb}| > 0.92$ at 95% confidence level.

11 Differential cross-section measurements

The measured differential distributions are unfolded, so that they can be directly compared to theoretical predictions. Two sets of unfolded cross-sections are derived: particle level and parton level. Particle-level cross-sections are measured in the fiducial volume defined in Sect. 7. Parton-level cross-sections are measured in the whole kinematic range using the MC simulation to extrapolate from the acceptance phase space. Particle-level cross-sections are measured as a function of the transverse momentum, $p_T(\hat{t})$, and absolute value of the rapidity, $|y(\hat{t})|$, of the pseudo top quark and pseudo top antiquark. In addition, they are measured as a function of the transverse momentum, $p_T(\hat{j})$, and the absolute value of the rapidity, $|y(\hat{j})|$, of the accompanying jet in the t -channel exchange, by assuming this jet is the untagged jet in the event. Parton-level cross-sections are measured as a function of the transverse momentum, $p_T(t)$, and absolute value of the rapidity, $|y(t)|$, of the top quark and top antiquark.

Differential cross-sections are extracted from an event sample enriched in signal events, which is obtained by cutting on O_{NN} . The cut value is set to $O_{NN} > 0.8$ (see Fig. 6), which achieves a good signal-to-background ratio and thereby reduces the impact of the systematic uncertainties on the backgrounds, while maintaining enough data events to keep the data statistical uncertainties at an acceptable level.

Table 7 lists the numbers of events after the selection, including the cut on O_{NN} , separated into the ℓ^+ SR and the ℓ^- SR. Both signal and backgrounds, except for the multijet background, are normalised to their fit value resulting from the binned maximum-likelihood fit to the whole O_{NN} distribution, which was used to extract the total t -channel cross-sections described in Sect. 10. The multijet background normalisation is derived from the fit to the E_T^{miss} distribution described in Sect. 6. Distributions of the three most discriminating input variables to the default NN (introduced in Sect. 8) after the cut on O_{NN} are shown in Fig. 12.

For the measurement of the $|y(\hat{j})|$ distribution, a second neural network (NN2) is trained omitting the variable $|\eta(j)|$, in order to reduce the distortion of the $|y(\hat{j})|$ distribution as a result of cutting on the NN output. The distribution of the neural network output variable O_{NN2} is shown in Fig. 13 for both the ℓ^+ and ℓ^- signal regions. A cut $O_{NN2} > 0.8$

Table 7 Predicted (post-fit) and observed event yields for the signal region (SR), after the requirement on the neural network discriminant, $O_{NN} > 0.8$. The multijet background prediction is obtained from the fit to the E_T^{miss} distribution described in Sect. 6, while all the other predictions and uncertainties are derived from the total cross-section measurement. An uncertainty of 0 means that the value is < 0.5

Process	ℓ^+ SR ($O_{NN} > 0.8$)	ℓ^- SR ($O_{NN} > 0.8$)
tq	4470 ± 180	5 ± 0
$\bar{t}q$	3 ± 0	2270 ± 130
$t\bar{t}, Wt, t\bar{b}/\bar{t}b$	754 ± 45	753 ± 45
W^+ + jets	960 ± 190	1 ± 0
W^- + jets	1 ± 0	610 ± 120
Z, VV + jets	52 ± 10	60 ± 12
Multijet	291 ± 46	267 ± 39
Total estimated	6540 ± 270	3960 ± 190
Data	6567	4007

Table 8 Predicted (post-fit) and observed event yields for the signal region (SR), after the requirement on the second neural network discriminant, $O_{NN2} > 0.8$. The multijet background prediction is obtained from the fit to the E_T^{miss} distribution described in Sect. 6, while all the other predictions and uncertainties are taken from the total cross-section measurement. An uncertainty of 0 means that the value is < 0.5

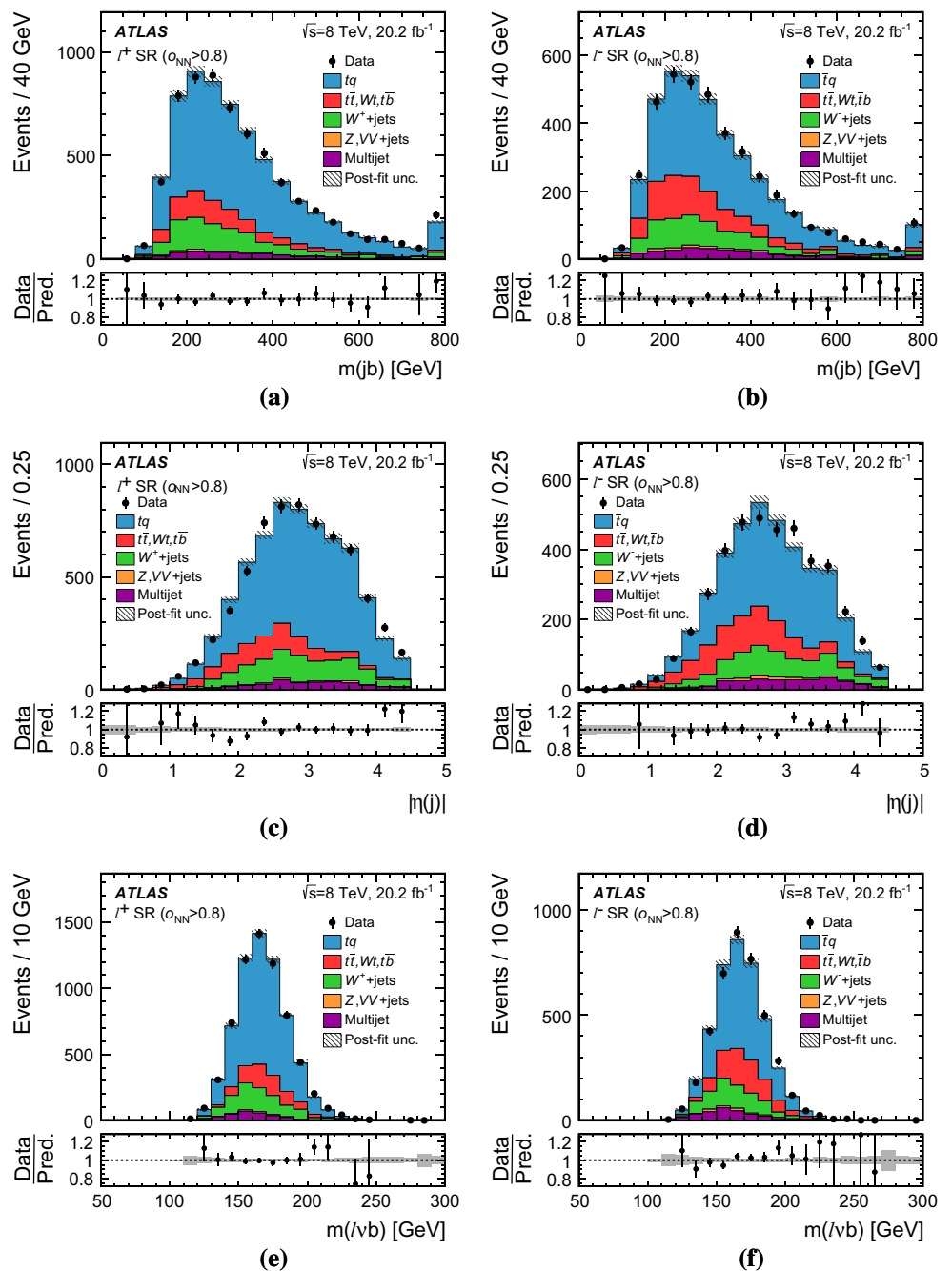
Process	ℓ^+ SR ($O_{NN2} > 0.8$)	ℓ^- SR ($O_{NN2} > 0.8$)
tq	3440 ± 140	3 ± 0
$\bar{t}q$	2 ± 0	1860 ± 100
$t\bar{t}, Wt, t\bar{b}/\bar{t}b$	1072 ± 64	1057 ± 63
W^+ + jets	770 ± 150	0 ± 0
W^- + jets	0 ± 0	494 ± 99
Z, VV + jets	43 ± 9	48 ± 10
Multijet	192 ± 30	186 ± 27
Total estimated	5520 ± 220	3650 ± 160
Data	5546	3647

is placed on the NN output to select the events used in the unfolding. The event yields after the event selection with this network are shown in Table 8. Very good agreement between the data and the predictions can be seen for both networks, indicating that the variables are also well described in the region where signal dominates.

The measured differential distributions used in the unfolding are shown in Figs. 14 and 15.

Normalised differential cross-sections are evaluated by dividing the cross-section in each bin by the sum of the cross-sections in all bins for a given variable. The uncertainty in the normalised cross-section in each bin is determined from the coherent variation of the cross-section in that bin and the total cross-section when a variation reflecting a systematic uncertainty is applied.

Fig. 12 Observed distributions of the first three input variables to the default neural network in the signal region (SR), after a cut of $O_{NN} > 0.8$ on the network output. The distributions are compared to the model obtained from simulated events. The simulated distributions are normalised to the event rates obtained by the fit to the discriminants. The definitions of the variables can be found in Table 2. The hatched uncertainty band represents the total uncertainty in the rates of all processes after the fit and the bin-by-bin MC statistical uncertainty. Events beyond the x -axis range in **a** and **b** are included in the last bin. The *lower panels* show the ratio of the observed to the expected number of events in each bin to illustrate the goodness-of-fit



11.1 Unfolding technique

D’Agostini’s iterative approach [86], implemented in RooUnfold [87], is used to unfold the distributions. The method is based on picturing the problem with an “effect” and a “cause”. The number of reconstructed measured t -channel single-top-(anti)quark events in bin j is the effect, while the number of produced t -channel events in a pp collision in bin k , N_k , corresponds to the cause. As indicated, the bins of the measured distribution are labelled with j , while the bins of the generator-level distribution are labelled with k .

The unfolding starts from the reconstructed measured distributions. The aim is to correct these distributions for resolution and efficiency effects. The observed number of events in each bin j of the measured distribution can be described by:

$$N_j^{\text{data}} = \sum_k M_{jk} \epsilon_k L_{\text{int}} \cdot d\hat{\sigma}_k + \hat{B}_j, \tag{16}$$

where $d\hat{\sigma}_k$ is the estimated cross-section in each bin k , M_{jk} is the migration matrix, ϵ_k is the efficiency for an event to be selected in bin k and \hat{B}_j is the sum of all background contributions.

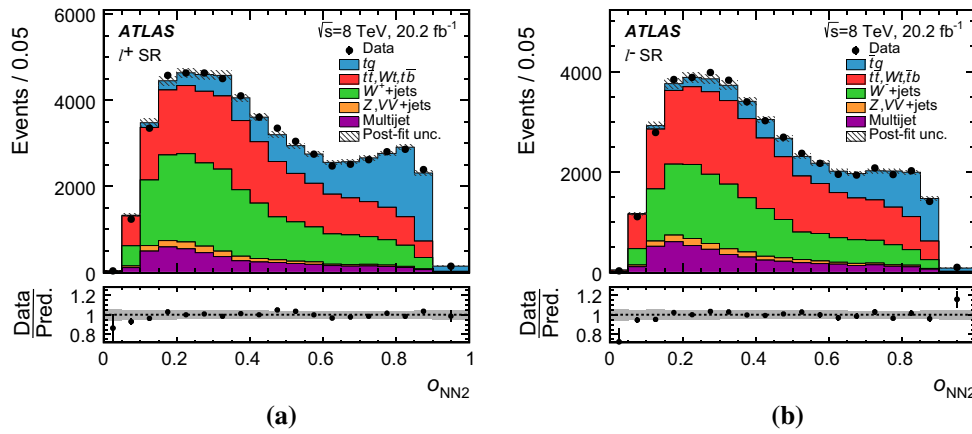


Fig. 13 Neural network output distribution (O_{NN2}) of the neural network without $|\eta(j)|$ normalised to the fit results of the default network for **a** the ℓ^+ and **b** the ℓ^- signal region (SR). The distributions are compared to the model obtained from simulated events. The simulated

distributions are normalised to the event rates obtained by the fit to the discriminants. The hatched uncertainty band represents the total uncertainty in the rates of all processes after the fit and the bin-by-bin MC statistical uncertainty, added in quadrature

The migration matrix describes the probability of migration of generator-level events in bin k to bin j after detector reconstruction of the event. Migration matrices, determined with the POWHEG-BOX + PYTHIA 6 MC sample, for $p_T(\hat{t})$ and $|\eta(\hat{t})|$ at particle level and $p_T(t)$ and $|\eta(t)|$ at parton level are shown in Fig. 16. The advantage of unfolding to particle level can clearly be seen; the sizes of the off-diagonal elements in the particle-level migration matrices are much smaller, which makes the unfolding less sensitive to the effect of systematic uncertainties.

The efficiency, ϵ_k , includes signal acceptance, detector efficiencies due to e.g. trigger and b -tagging, as well as the efficiency of the cut on the NN output:

$$\epsilon_k = \frac{S_k^{\text{sel,MC}}}{S_k^{\text{tot,MC}}}, \quad (17)$$

where $S_k^{\text{tot,MC}}$ is the number of generated MC events in bin k and $S_k^{\text{sel,MC}}$ is the number of selected MC events in bin k after all cuts are applied.

\hat{B}_j is calculated from the estimated number of background events, $\tilde{\nu}_j^b$, resulting from the binned maximum-likelihood fit of the total cross-section measurement:

$$\hat{B}_j = \sum_{b \in \text{all background}} \tilde{\nu}_j^b. \quad (18)$$

11.1.1 Unfolding to particle level

The reconstructed observables of both top quarks and untagged jets are unfolded to the particle level within the fiducial volume. The detector efficiency and resolution effects are corrected using

$$\hat{\nu}_k^{\text{ptcl}} = C_k^{\text{ptcl!reco}} \sum_j M_{jk}^{-1} C_j^{\text{reco!ptcl}} (N_j^{\text{data}} - \hat{B}_j), \quad (19)$$

where $\hat{\nu}_k^{\text{ptcl}}$ is the measured expectation value for the number of signal events at particle level in bin k of the fiducial volume, M_{jk}^{-1} represents the Bayesian unfolding procedure, and $C_j^{\text{reco!ptcl}}$ is a correction factor for signal events that pass the reconstruction-level selection but not the particle-level selection. It is defined as

$$C_j^{\text{reco!ptcl}} = \frac{S_j^{\text{reco}} - S_j^{\text{reco!ptcl}}}{S_j^{\text{reco}}}, \quad (20)$$

where S_j^{reco} is the number of reconstructed signal events in bin j and $S_j^{\text{reco!ptcl}}$ is the number of events that pass the reconstruction-level selection but not the particle-level selection. $C_k^{\text{ptcl!reco}}$ is a correction factor that accounts for signal events that pass the particle-level selection but not the reconstruction-level selection:

$$C_k^{\text{ptcl!reco}} = \frac{1}{\epsilon_k} = \frac{S_k^{\text{ptcl}}}{S_k^{\text{ptcl}} - S_k^{\text{ptcl!reco}}}, \quad (21)$$

where S_k^{ptcl} is the number of signal events at particle level and $S_k^{\text{ptcl!reco}}$ is the number of events that pass the particle-level selection but not the reconstruction-level selection. The cross-section in bin k is evaluated from

$$d\hat{\sigma}_k = \hat{\nu}_k^{\text{ptcl}} / L_{\text{int}}. \quad (22)$$

For following iterations, the estimated number of events, $\hat{\nu}_k^{\text{ptcl}}$, is used as input.

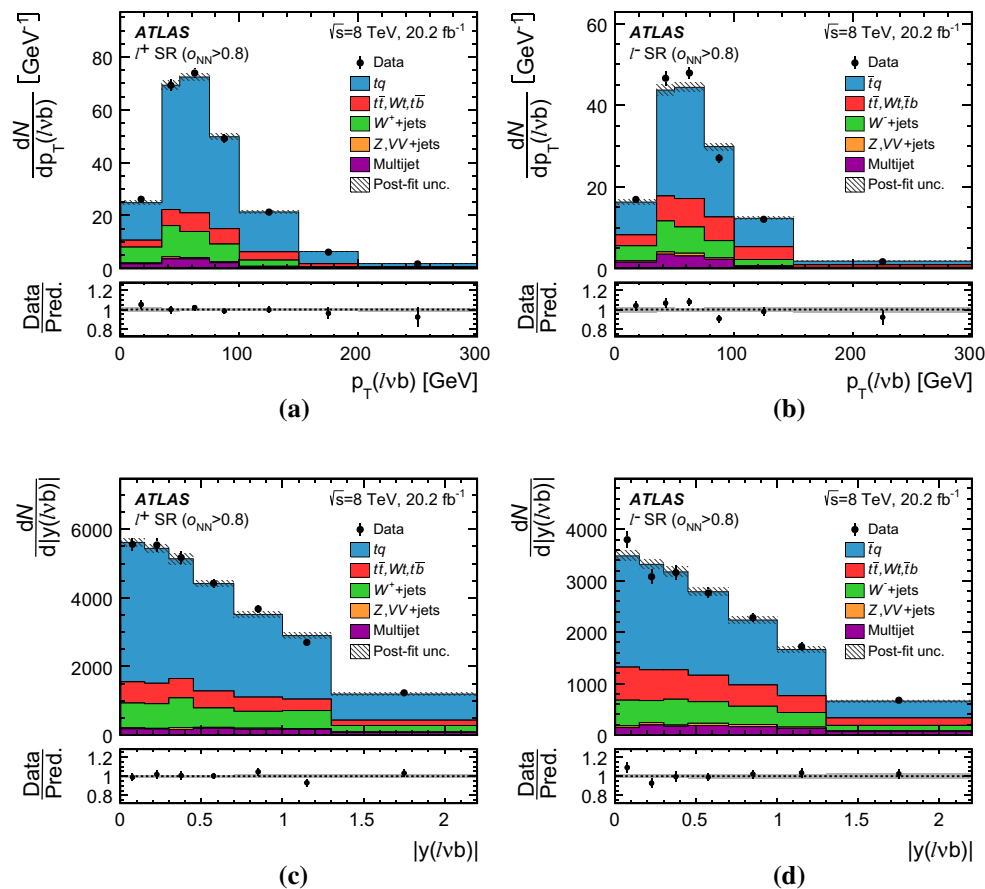


Fig. 14 Measured distributions of (a, b) $p_T(\ell\nu b)$ and (c, d) $|y(\ell\nu b)|$ for (a, c) ℓ^+ and (b, d) ℓ^- events in the signal region (SR) after a cut of $O_{NN} > 0.8$. The distributions are compared to the model obtained from simulated events. The simulated distributions are normalised to the event rates obtained by the fit to the discriminants. The hatched

uncertainty band represents the total uncertainty in the rates of all processes after the fit and the bin-by-bin MC statistical uncertainty, added in quadrature. The lower panels show the ratio of the observed to the expected number of events in each bin to illustrate the goodness-of-fit

11.1.2 Unfolding to parton level

The differential cross-section at parton level is determined in a way similar to that for particle level using

$$d\hat{\sigma}_k = \frac{\sum_j M_{jk}^{-1} (N_j^{\text{data}} - \hat{B}_j)}{\epsilon_k L_{\text{int}}}, \tag{23}$$

which can be obtained from Eqs. (19) and (22) by replacing the particle-level quantity $C_k^{\text{ptcl|reco}}$ by $1/\epsilon_k$ and by omitting $C_j^{\text{reco|ptcl}}$, since the parton-level cross-section is fully inclusive and such a correction is not needed.

11.2 Binning and convergence of unfolding

The migration matrices and efficiencies determined with the POWHEG-BOX + PYTHIA 6 MC sample are used to extract the central values of the differential cross-sections. A number of criteria are used to optimise the binning chosen for

each differential cross-section. These include the resolution of the measured quantity, the number of events available in the bin and the size of the diagonal elements in the migration matrix. In general, the same binning is used for tq and $\bar{t}q$ cross-sections, except in a few cases when two bins are combined for $\bar{t}q$ cross-sections due to large statistical uncertainties. The resolution of kinematic quantities of the pseudo top quark is better than the resolution of the corresponding quantities at parton level. Hence more bins are usually used for the particle-level cross-sections.

The number of iterations needed before the unfolding converges depends on both the shape of the distribution being measured and the resolution of the variable. The cross-sections as a function of rapidity usually require fewer iterations before convergence, while the cross-sections as a function of $p_T(\hat{t})$ need the largest number of iterations, as the cross-section falls steeply and has a peak at low p_T . The criterion chosen for convergence is that the bias of the unfolded

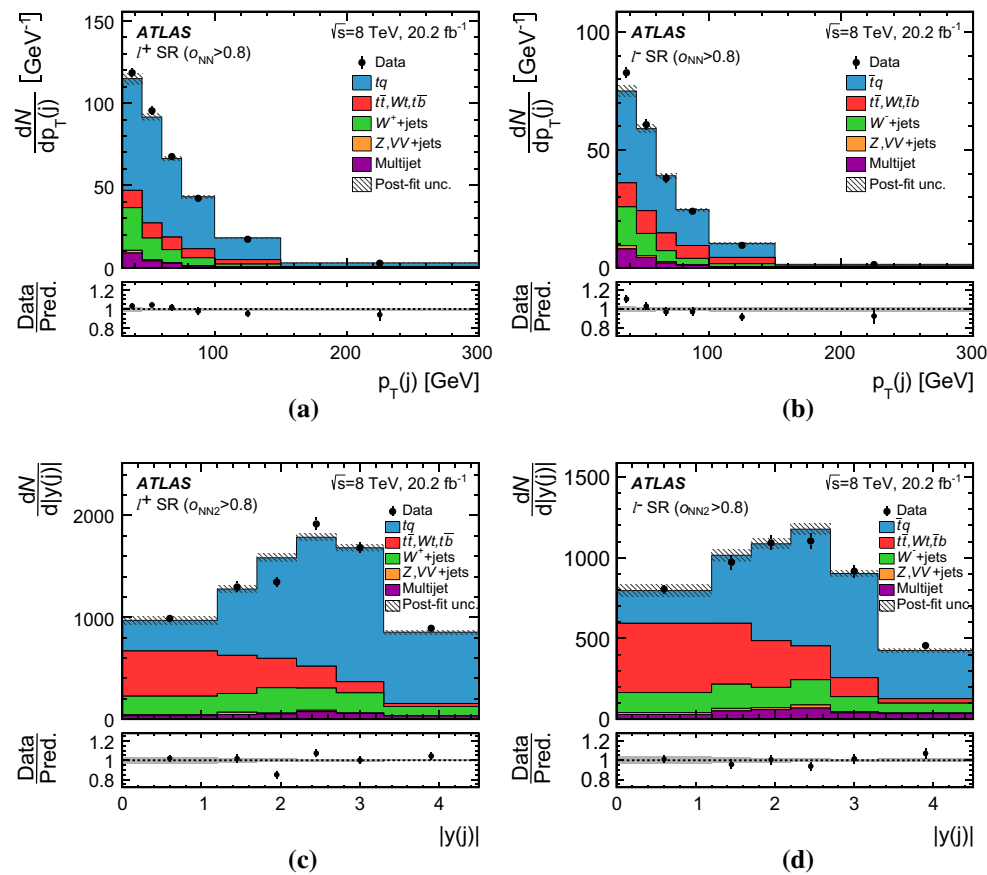


Fig. 15 Measured distributions of **(a, b)** $p_T(j)$ and **(c, d)** $|y(j)|$ at reconstruction level for **(a, c)** ℓ^+ and **(b, d)** ℓ^- events in the signal region (SR) after a cut of $O_{NN}(O_{NN2}) > 0.8$. The distributions are compared to the model obtained from simulated events. The simulated distributions are normalised to the event rates obtained by the fit to the

discriminants. The hatched uncertainty *band* represents the total uncertainty in the rates of all processes after the fit and the bin-by-bin MC statistical uncertainty, added in quadrature. The *lower panels* show the ratio of the observed to the expected number of events in each bin to illustrate the goodness-of-fit

cross-section, i.e. the difference between the unfolded result and the true distribution, should be less than 1% in all bins. The bias is determined from the difference between the unfolded result using the MADGRAPH5_aMC@NLO + HERWIG MC sample for unfolding and its generated distribution, while using the nominal POWHEG-BOX + PYTHIA 6 MC sample for the migration matrix and efficiency. Depending on the distribution being unfolded between three and nine iterations are used.

11.3 Uncertainties

This section describes how the statistical and systematic uncertainties are propagated through the unfolding. The uncertainty from each source is estimated individually and separately for signal and background, taking correlations into account. In addition, an uncertainty is assigned to the unfolding process. All uncertainties are added in quadrature in each bin.

Systematic uncertainties enter the analysis in several places. First, they affect the background yield and therefore the expected signal-to-background ratio. The expected background is subtracted from data leading to a change in the input to the unfolding. The migration matrix and differential efficiency measured using the signal MC sample are also affected by systematic uncertainties.

For uncertainties associated with the modelling of the t -channel process, the bias is taken as the uncertainty. The bias is defined as the difference between the measured unfolded cross-section using a particular combination of signal, migration matrix and efficiency, and the generator-level cross-section.

11.3.1 Statistical uncertainties

The statistical uncertainty of the unfolded data result is determined by running over an ensemble of pseudo-experiments, varying the content of each bin according to its expected sta-

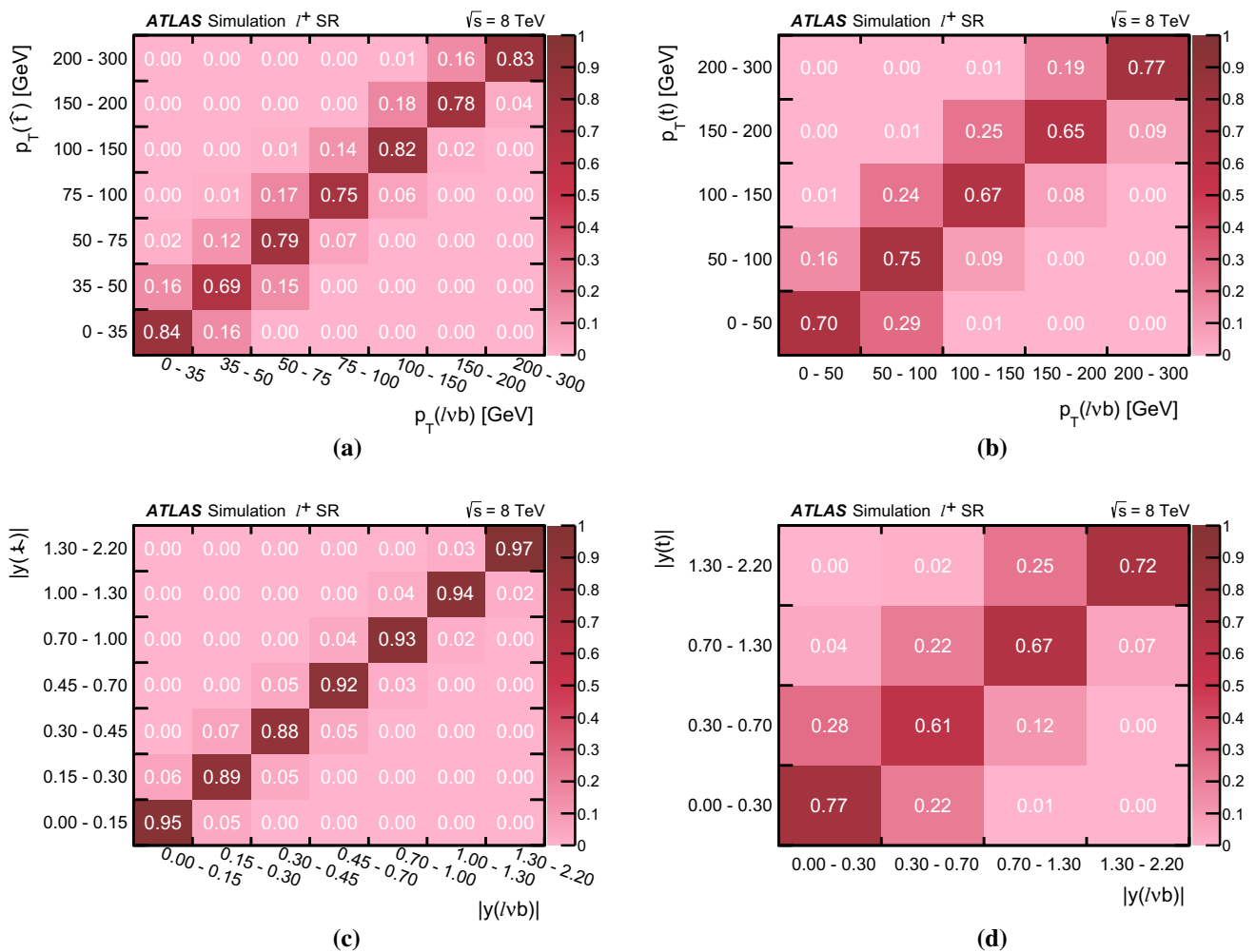


Fig. 16 Migration matrices for **a** $p_T(\hat{t})$, **b** $p_T(t)$, **c** $|y(\hat{t})|$ and **d** $|y(t)|$. **a, c** Particle level, while **b** and **d** are for parton level. The pseudo top quark or parton-level quark is shown on the y-axis and the reconstructed variable is shown on the x-axis

tistical uncertainty. Each pseudo-experiment is unfolded and the spread (RMS) of the result in each bin is taken as the measure of the statistical uncertainty.

For the statistical uncertainty due to the size of the signal MC sample, the migration matrix and efficiency are fluctuated in pseudo-experiments with a Gaussian function whose spread corresponds to the number of MC events in the sample. The unfolding is performed with each varied migration matrix and efficiency. Again the RMS of the unfolded results in each bin is taken as the uncertainty.

11.3.2 Systematic uncertainties

The list of systematic uncertainties considered and their definition is given in Sect. 9. Different uncertainties need to be treated in different ways in the unfolding. If an uncertainty is correlated between signal and background, the effect is added linearly. The methods used are described below.

Detector-related uncertainties affecting the signal The effects of the detector-related uncertainties affecting the signal are evaluated by unfolding the varied MC signal distributions using the nominal migration matrix and efficiency. The difference from the unfolded distribution using the nominal signal MC sample as an input is taken as the uncertainty and propagated binwise to the measurement. Thus, rate and shape uncertainties are taken into account simultaneously.

PDF uncertainties affecting the signal The effect of the PDF uncertainty on the t -channel MC simulation is evaluated by unfolding the MC signal distribution, using migration matrices and efficiencies created from different PDF MC signal sets: CT10 and the PDF4LHC15 combined PDF set. The bias of each PDF is then calculated and the largest difference is taken as both the negative and positive PDF uncertainty bin by bin. The difference between the bias of each eigenvector of the PDF4LHC15 and the bias of the central PDF4LHC15 is taken as an additional uncertainty.

Table 9 Uncertainties in the normalisations of the different backgrounds for all processes, as derived from the total cross-section measurement

Process	$\Delta N/N$ (%)
$t\bar{t}$, Wt , $t\bar{b}$	7.5
W^+ + jets	7.1
W^- + jets	7.3
Z , VV + jets	20
Multijets	16

Signal modelling uncertainties To evaluate the effect of different MC generators for the t -channel production, the MC signal distribution is unfolded using a migration matrix and efficiency created using either the MC signal of MADGRAPH5_aMC@NLO + HERWIG or the MC signal of POWHEG-BOX + HERWIG. The full difference between the bias of MADGRAPH5_aMC@NLO + HERWIG and the bias of POWHEG-BOX + HERWIG is assigned as systematic uncertainty. For the uncertainty associated with the parton-shower model, the full difference between the bias of POWHEG-BOX + PYTHIA 6 and the bias of POWHEG-BOX + HERWIG is assigned as the final uncertainty. The bias of the up/down scale choice with POWHEG-BOX + PYTHIA 6 is used to estimate the uncertainty due to the scale variations.

Uncertainties in background rates The normalisation uncertainties of all backgrounds are taken from the total cross-section measurements. These uncertainties are listed in Table 9. The uncertainty in the sum of backgrounds is estimated using pseudo-experiments, and thus takes correlations into account. The rate uncertainty of the background sum is applied by varying the background sum up and down by the amount estimated in the total fiducial cross-section measurements. The modified background-subtracted data is unfolded with the nominal migration matrix and efficiency. The difference from the default unfolded distribution is taken as the rate uncertainty.

Uncertainties in shape of backgrounds The uncertainty in the differential cross-sections due to the uncertainty in the shape of the background is determined by evaluating the effect of the uncertainty in the NN output for each background contribution. Some of the systematic uncertainties have a very small effect on the analysis. Hence, the shifts due to the variations reflecting the systematic uncertainties are compared to the MC statistical error in each bin of each distribution, in order to avoid counting statistical fluctuations as a systematic uncertainty. If the change in the bin content in at least two bins is larger than the MC statistical error in those bins, the background shape uncertainty is taken into account. The shifted backgrounds are subtracted from the data and the resulting distribution is unfolded using the nominal migration matrix and efficiency. The difference from the measured unfolded distribution in each bin is assigned as the

systematic uncertainty due to shape. The main contribution to the shape uncertainty comes from the $t\bar{t}$ modelling.

Unfolding uncertainty In order to estimate the uncertainty due to the unfolding method, the POWHEG-BOX + PYTHIA 6 sample is divided into two. One half is used to determine the migration matrix, while the other half is used to unfold the cross-section. The full difference between the unfolded MC t -channel distribution and the MC t -channel generator-level distribution is taken as the uncertainty in the unfolding process.

As a cross-check, the results are compared with using a bin-by-bin correction factor and the single value decomposition (SVD) method [88], which is an extension of a simple matrix inversion. Consistent results are found and no extra uncertainty is assigned.

11.4 Particle-level cross-sections

The absolute unfolded particle-level cross-sections for top quarks and top antiquarks as a function of $p_T(\hat{t})$ are shown in Fig. 17, while the cross-sections as a function of $|y(\hat{t})|$ are shown in Fig. 18. The numerical values of both the absolute and normalised unfolded cross-sections are given in Tables 10, 11, 12, 13. The measurements are compared to MC predictions using the POWHEG-BOX and MADGRAPH5_aMC@NLO generators. Good agreement between the measured differential cross-sections and the predictions is seen. Separate predictions using PYTHIA or HERWIG interfaced to POWHEG-BOX are shown. The ratio plots show that the hadronisation model has a very small effect on the predictions.

The absolute cross-sections for the untagged jet as a function of the same variables are shown in Figures 19 and 20 and both the absolute and normalised cross-sections are tabulated in Tables 14, 15, 16, 17. The measurement as a function of $|y(\hat{j})|$ uses the neural network without $|\eta(j)|$, while all other measurements use the default network. The measured cross-sections are again well described by the predictions, although there is a tendency for the prediction to be somewhat harder than the data as a function of $p_T(\hat{j})$.

In general, the main sources of uncertainty in the differential cross-sections are similar to those for the fiducial cross-section measurements: the JES calibration and uncertainties associated with the modelling of both the signal and the $t\bar{t}$ background. The background normalisation uncertainty is typically about half of the total systematic uncertainty, while the statistical uncertainty in each bin is similar to the total systematic uncertainty for the absolute cross-section measurements. For the normalised cross-sections, the luminosity and b/\bar{b} efficiency uncertainties cancel and the size of many other systematic uncertainty contributions is reduced. Uncer-

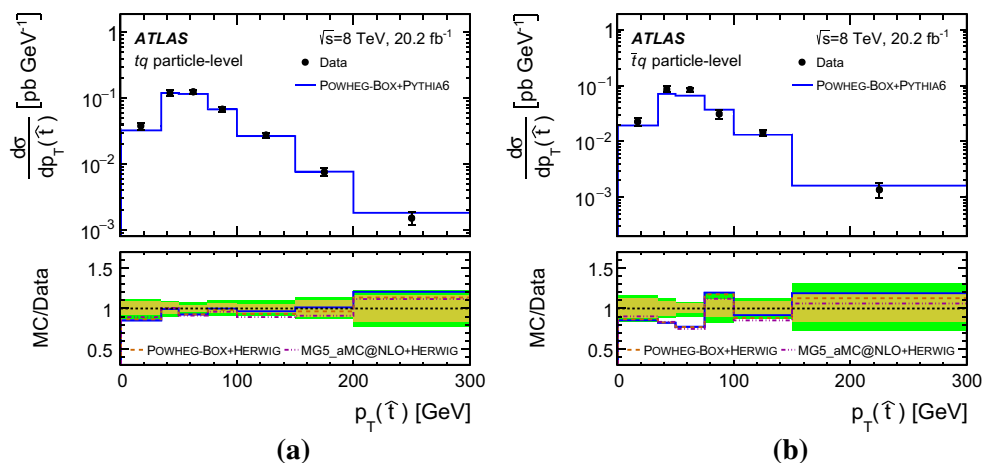


Fig. 17 Absolute unfolded differential cross-sections as a function of $p_T(\hat{t})$ for **a** top quarks and **b** top antiquarks. The unfolded distributions are compared to various MC predictions. The vertical error bars on the

data points denote the total uncertainty. The inner (yellow) band in the bottom part of each figure represents the statistical uncertainty of the measurement, and the outer (green) band the total uncertainty

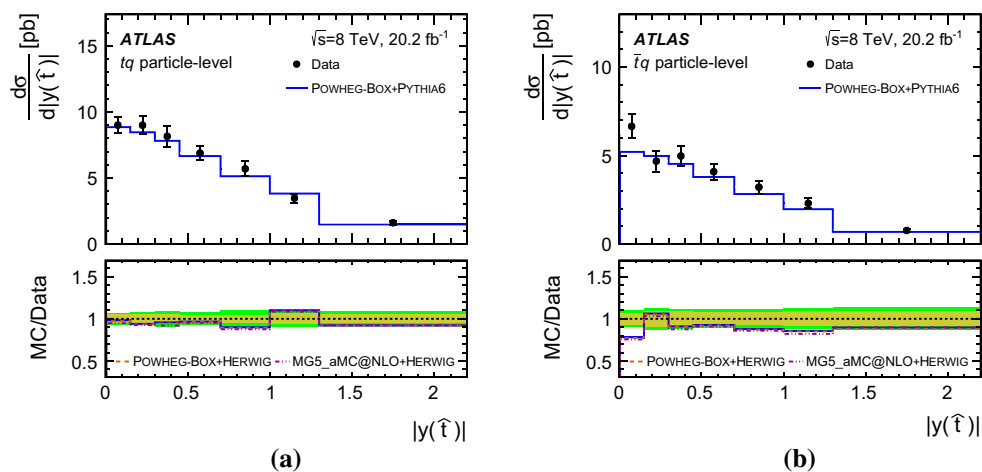


Fig. 18 Absolute unfolded differential cross-sections as a function of $|y(\hat{t})|$ for **a** top quarks and **b** top antiquarks. The unfolded distributions are compared to various MC predictions. The vertical error bars on the

data points denote the total uncertainty. The inner (yellow) band in the bottom part of each figure represents the statistical uncertainty of the measurement, and the outer (green) band the total uncertainty

Table 10 Absolute and normalised unfolded differential tq production cross-section as a function of $p_T(\hat{t})$ at particle level

$p_T(\hat{t})$ [GeV]	$d\sigma(tq)/dp_T(\hat{t})$ [fb GeV ⁻¹]		$(1/\sigma)d\sigma(tq)/dp_T(\hat{t})$ [10 ⁻³ GeV ⁻¹]	
	Stat.	Syst.	Stat.	Syst.
0–35	38.0 ± 3.1	+3.3/–3.4	3.85 ± 0.29	+0.22/–0.22
35–50	120.9 ± 8.4	+8.0/–8.2	12.24 ± 0.82	+0.61/–0.59
50–75	125.2 ± 5.3	+7.7/–7.9	12.67 ± 0.49	+0.54/–0.54
75–100	68.1 ± 3.9	+5.1/–5.0	6.89 ± 0.38	+0.36/–0.34
100–150	27.5 ± 1.5	+2.1/–2.1	2.78 ± 0.15	+0.18/–0.18
150–200	7.55 ± 0.76	+0.67/–0.56	0.765 ± 0.076	+0.056/–0.046
200–300	1.50 ± 0.24	+0.23/–0.23	0.152 ± 0.023	+0.022/–0.022

Table 11 Absolute and normalised unfolded differential $\bar{t}q$ production cross-section as a function of $p_T(\hat{t})$ at particle level

$p_T(\hat{t})$ [GeV]	$d\sigma(\bar{t}q)/dp_T(\hat{t})$ [fb GeV ⁻¹]		$(1/\sigma)d\sigma(\bar{t}q)/dp_T(\hat{t})$ [10 ⁻³ GeV ⁻¹]	
	Stat.	Syst.	Stat.	Syst.
0–35	22.5 ± 2.7	+2.5/–2.4	3.82 ± 0.44	+0.27/–0.24
35–50	85.6 ± 7.8	+7.2/–6.3	14.6 ± 1.3	+1.0/–0.8
50–75	84.7 ± 4.7	+5.4/–6.9	14.41 ± 0.74	+0.51/–0.81
75–100	30.9 ± 3.3	+4.6/–4.4	5.25 ± 0.54	+0.65/–0.62
100–150	14.4 ± 1.3	+1.2/–1.24	2.44 ± 0.21	+0.13/–0.13
150–300	1.35 ± 0.23	+0.35/–0.30	0.230 ± 0.038	+0.055/–0.046

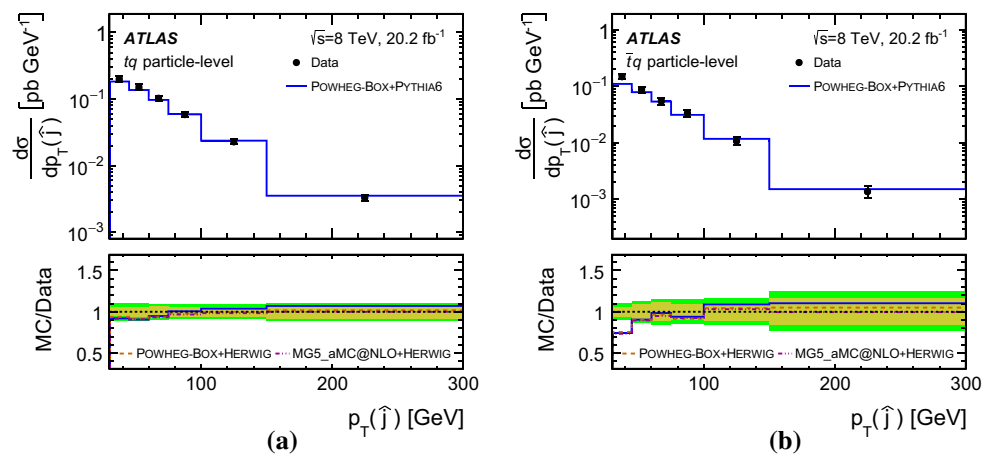
Table 12 Absolute and normalised unfolded differential tq production cross-section as a function of $|y(\hat{t})|$ at particle level

$ y(\hat{t}) $	$d\sigma(tq)/d y(\hat{t}) $ [pb]		$(1/\sigma)d\sigma(tq)/d y(\hat{t}) $ [10 ⁻³]	
	Stat.	Syst.	Stat.	Syst.
0.00–0.15	9.00 ± 0.45	+0.43/–0.43	914 ± 43	+19/–18
0.15–0.30	8.99 ± 0.47	+0.47/–0.49	913 ± 46	+41/–43
0.30–0.45	8.15 ± 0.48	+0.59/–0.60	828 ± 46	+44/–46
0.45–0.70	6.88 ± 0.32	+0.38/–0.37	699 ± 30	+19/–17
0.70–1.00	5.70 ± 0.26	+0.49/–0.48	579 ± 24	+36/–36
1.00–1.30	3.47 ± 0.22	+0.26/–0.25	353 ± 21	+13/–11
1.30–2.20	1.61 ± 0.08	+0.11/–0.11	164 ± 8	+4/–4

Table 13 Absolute and normalised unfolded differential $\bar{t}q$ production cross-section as a function of $|y(\hat{t})|$ at particle level

$ y(\hat{t}) $	$d\sigma(\bar{t}q)/d y(\hat{t}) $ [pb]		$(1/\sigma)d\sigma(\bar{t}q)/d y(\hat{t}) $ [10 ⁻³]	
	Stat.	Syst.	Stat.	Syst.
0.00–0.15	6.65 ± 0.44	+0.50/–0.49	1145 ± 70	+57/–55
0.15–0.30	4.68 ± 0.43	+0.41/–0.43	806 ± 71	+51/–57
0.30–0.45	4.97 ± 0.42	+0.40/–0.39	856 ± 69	+44/–40
0.45–0.70	4.08 ± 0.29	+0.34/–0.33	703 ± 46	+38/–39
0.70–1.00	3.21 ± 0.23	+0.27/–0.27	553 ± 37	+28/–30
1.00–1.30	2.30 ± 0.20	+0.20/–0.20	396 ± 32	+17/–17
1.30–2.20	0.76 ± 0.07	+0.08/–0.07	132 ± 11	+8/–7

Fig. 19 Absolute unfolded differential cross-sections as a function of $p_T(\hat{j})$ for **a** top quarks **b** top antiquarks. The unfolded distributions are compared to various MC predictions. The vertical error bars on the data points denote the total uncertainty. The inner (yellow) band in the bottom part of each figure represents the statistical uncertainty of the measurement, and the outer (green) band the total uncertainty



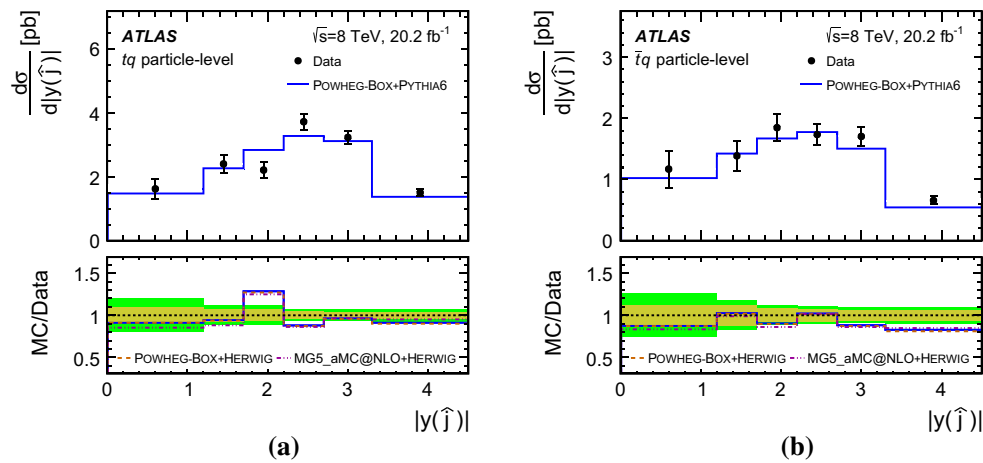


Fig. 20 Absolute unfolded differential cross-sections as a function of $|y(\hat{j})|$ for **a** top quarks and **b** top antiquarks. The unfolded distributions are compared to various MC predictions. The vertical error bars on the

data points denote the total uncertainty. The inner (yellow) band in the bottom part of each figure represents the statistical uncertainty of the measurement, and the outer (green) band the total uncertainty

Table 14 Absolute and normalised unfolded differential tq production cross-section as a function of $p_T(\hat{j})$ at particle level

$p_T(\hat{j})$ [GeV]	$d\sigma(tq)/dp_T(\hat{j})$ [fb GeV ⁻¹]		$(1/\sigma)d\sigma(tq)/dp_T(\hat{j})$ [10 ⁻³ GeV ⁻¹]	
	Stat.	Syst.	Stat.	Syst.
30–45	199 ± 10	+18/–19	20.1 ± 0.8	+1.2/–1.2
45–60	151 ± 9	+13/–14	15.26 ± 0.85	+0.91/–0.94
60–75	102.3 ± 7.0	+6.8/–5.8	10.36 ± 0.69	+0.46/–0.35
75–100	58.5 ± 3.5	+3.5/–3.9	5.92 ± 0.35	+0.24/–0.27
100–150	22.8 ± 1.3	+1.4/–1.4	2.31 ± 0.13	+0.11/–0.11
150–300	3.29 ± 0.26	+0.24/–0.22	0.333 ± 0.026	+0.019/–0.015

Table 15 Absolute and normalised unfolded differential $\bar{t}q$ production cross-section as a function of $p_T(\hat{j})$ at particle level

$p_T(\hat{j})$ [GeV]	$d\sigma(\bar{t}q)/dp_T(\hat{j})$ [fb GeV ⁻¹]		$(1/\sigma)d\sigma(\bar{t}q)/dp_T(\hat{j})$ [10 ⁻³ GeV ⁻¹]	
	Stat.	Syst.	Stat.	Syst.
30–45	147 ± 9	+12/–12	25.0 ± 1.2	+1.1/–1.0
45–60	86.4 ± 7.8	+8.3/–8.5	14.7 ± 1.3	+1.0/–1.0
60–75	54.2 ± 6.2	+5.1/–6.0	9.21 ± 1.03	+0.68/–0.88
75–100	33.0 ± 3.1	+3.7/–3.9	5.62 ± 0.51	+0.36/–0.41
100–150	10.7 ± 1.1	+1.3/–1.2	1.82 ± 0.19	+0.14/–0.11
150–300	1.36 ± 0.22	+0.26/–0.22	0.231 ± 0.036	+0.044/–0.038

tainties due to the unfolding are small compared to the total uncertainty.

11.5 Parton-level cross-sections

Differential cross-sections for the top quark and antiquark at parton level are measured as a function of $p_T(t)$ and $y(t)$. The absolute cross-sections are shown in Figs. 21 and 22 and the numerical values for both the absolute and normalised cross-

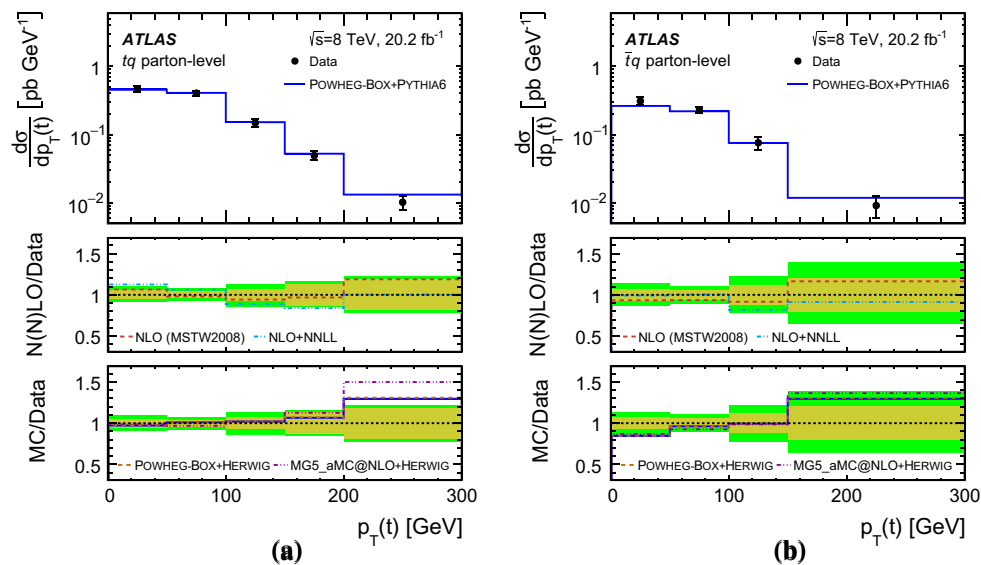
sections are given in Tables 18, 19, 20, 21. The measured cross-sections are compared to both NLO QCD predictions as well as the same MC predictions used for the comparison of the particle-level cross-sections. A calculation at NLO + NNLL QCD is available for the top-quark p_T [89]. This is compared to the data in Fig. 21. All predictions agree well with the data, with the same tendency for almost all MC predictions to be somewhat harder than the data as a function

Table 16 Absolute and normalised unfolded differential tq production cross-section as a function of $|y(\hat{j})|$ at particle level

$ y(\hat{j}) $	$d\sigma(tq)/d y(\hat{j}) $ [pb]		$(1/\sigma)d\sigma(tq)/d y(\hat{j}) $ [10^{-3}]	
	Stat.	Syst.	Stat.	Syst.
0.0–1.2	1.62 ± 0.14	+0.28/–0.28	164 ± 12	+22/–22
1.2–1.7	2.40 ± 0.18	+0.22/–0.20	244 ± 17	+15/–11
1.7–2.2	2.21 ± 0.15	+0.19/–0.20	224 ± 15	+10/–11
2.2–2.7	3.72 ± 0.16	+0.19/–0.19	378 ± 16	+16/–16
2.7–3.3	3.23 ± 0.13	+0.16/–0.17	328 ± 13	+15/–15
3.3–4.5	1.50 ± 0.06	+0.10/–0.10	152.5 ± 6.0	+9.2/–9.3

Table 17 Absolute and normalised unfolded differential $\bar{t}q$ production cross-section as a function of $|y(\hat{j})|$ at particle level

$ y(\hat{j}) $	$d\sigma(\bar{t}q)/d y(\hat{j}) $ [pb]		$(1/\sigma)d\sigma(\bar{t}q)/d y(\hat{j}) $ [10^{-3}]	
	Stat.	Syst.	Stat.	Syst.
0.0–1.2	1.17 ± 0.14	+0.27/–0.27	205 ± 20	+31/–31
1.2–1.7	1.39 ± 0.17	+0.18/–0.18	243 ± 27	+14/–16
1.7–2.2	1.85 ± 0.14	+0.16/–0.16	324 ± 25	+20/–17
2.2–2.7	1.73 ± 0.13	+0.12/–0.12	305 ± 22	+20/–19
2.7–3.3	1.70 ± 0.10	+0.12/–0.12	299 ± 19	+26/–26
3.3–4.5	0.655 ± 0.04	+0.053/–0.051	115 ± 8	+11/–11

**Fig. 21** Absolute unfolded differential cross-sections as a function of $p_T(t)$ for **a** top quarks and **b** top antiquarks. The unfolded distributions are compared to QCD NLO and NLO + NNLL calculations as well as various MC predictions. The vertical error bars on the data points denote the total uncertainty. The dashed (red) line in the central distribution shows the NLO prediction calculated using MCFM. The dash-dot

(blue) line is the NLO + NNLL prediction [25]. The bottom distribution compares the data with the MC predictions from POWHEG-BOX (orange dashed line) and MADGRAPH5_aMC@NLO (purple dash-dotted line). The inner (yellow) band in the bottom part of each figure represents the statistical uncertainty of the measurement, and the outer (green) band the total uncertainty

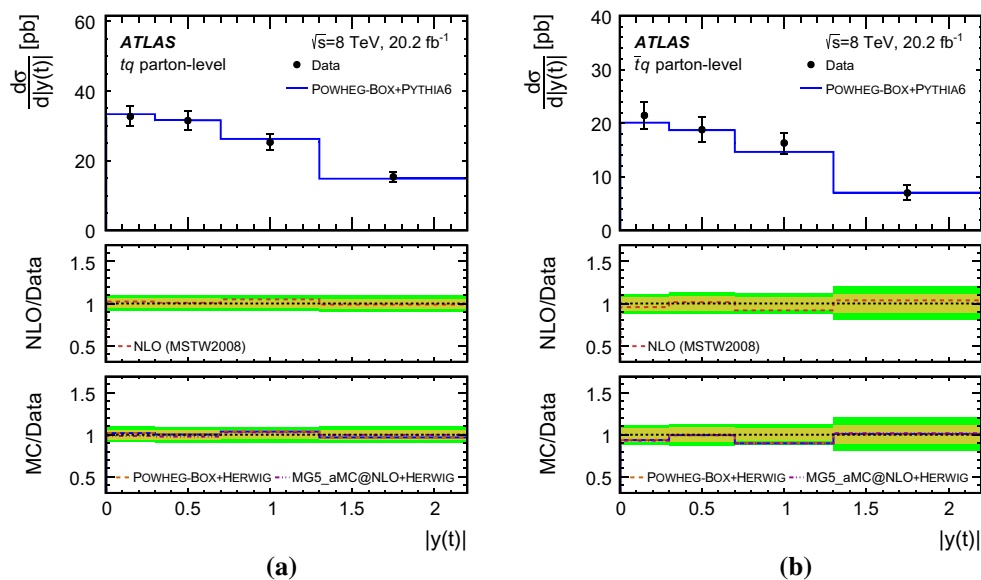


Fig. 22 Absolute unfolded differential cross-sections as a function of $|y(t)|$ for **a** top quarks and **b** top antiquarks. The unfolded distributions are compared to a QCD NLO calculation and various MC predictions. The vertical error bars on the data points denote the total uncertainty. The dashed (red) line in the central distribution shows the NLO prediction calculated using MCFM. The bottom distribution compares the

data with the MC predictions from POWHEG-BOX (orange dashed line) and MADGRAPH5_aMC@NLO (purple dash-dotted line). The inner (yellow) band in the bottom part of each figure represents the statistical uncertainty of the measurement, and the outer (green) band the total uncertainty

Table 18 Absolute and normalised unfolded differential tq production cross-section as a function of $p_T(t)$ at parton level

$p_T(t)$ [GeV]	$d\sigma(tq)/dp_T(t)$ [fb GeV ⁻¹]		$(1/\sigma)d\sigma(tq)/dp_T(t)$ [10 ⁻³ GeV ⁻¹]	
	Stat.	Syst.	Stat.	Syst.
0–50	467 ± 25	+34/–39	8.57 ± 0.33	+0.32/–0.43
50–100	404 ± 15	+28/–27	7.42 ± 0.32	+0.47/–0.40
100–150	149 ± 10	+17/–18	2.73 ± 0.18	+0.27/–0.29
150–200	49.2 ± 6.3	+5.0/–4.1	0.90 ± 0.12	+0.08/–0.07
200–300	10.2 ± 1.9	+1.2/–1.3	0.187 ± 0.035	+0.019/–0.022

Table 19 Absolute and normalised unfolded differential $\bar{t}q$ production cross-section as a function of $p_T(t)$ at parton level

$p_T(t)$ [GeV]	$d\sigma(\bar{t}q)/dp_T(t)$ [fb GeV ⁻¹]		$(1/\sigma)d\sigma(\bar{t}q)/dp_T(t)$ [10 ⁻³ GeV ⁻¹]	
	Stat.	Syst.	Stat.	Syst.
0–50	310 ± 21	+36/–35	9.67 ± 0.48	+0.77/–0.76
50–100	228 ± 13	+19/–20	7.11 ± 0.47	+0.49/–0.51
100–150	76 ± 9	+14/–14	2.36 ± 0.27	+0.45/–0.46
150–300	9.1 ± 1.8	+3.1/–2.6	0.284 ± 0.057	+0.089/–0.076

of $p_T(t)$. The NLO + NNLL prediction describes the data better than the MC predictions as a function of $p_T(t)$.

12 Conclusion

Measurements of t -channel single top-quark production using data collected by the ATLAS experiment in pp col-

isions at 8 TeV at the LHC are presented. The data set corresponds to an integrated luminosity of 20.2 fb⁻¹. An artificial neural network is used to separate signal from background. Total and fiducial cross-sections are measured for both top quark and top antiquark production. The fiducial cross-section is measured with a precision of 5.8% (top quark) and 7.8% (top antiquark), respectively. In addition, the cross-section ratio of top-quark to top-antiquark produc-

Table 20 Absolute and normalised unfolded differential tq production cross-sections as a function of $|y(t)|$ at parton level

$ y(t) $	$d\sigma(tq)/d y(t) $ [pb]		$(1/\sigma)d\sigma(tq)/d y(t) $ [10^{-3}]	
	Stat.	Syst.	Stat.	Syst.
0.0–0.3	32.7 ± 1.8	$+2.5/-2.1$	636 ± 35	$+47/-39$
0.3–0.7	31.5 ± 1.8	$+2.2/-2.4$	613 ± 34	$+31/-33$
0.7–1.3	25.3 ± 1.3	$+1.9/-1.9$	492 ± 24	$+26/-27$
1.3–2.2	15.4 ± 0.9	$+1.2/-1.2$	299 ± 14	$+14/-15$

Table 21 Absolute and normalised unfolded differential $\bar{t}q$ production cross-sections as a function of $|y(t)|$ at parton level

$ y(t) $	$d\sigma(\bar{t}q)/d y(t) $ [pb]		$(1/\sigma)d\sigma(\bar{t}q)/d y(t) $ [10^{-3}]	
	Stat.	Syst.	Stat.	Syst.
0.0–0.3	21.5 ± 1.7	$+1.8/-1.9$	714 ± 55	$+41/-46$
0.3–0.7	18.8 ± 1.6	$+1.7/-1.7$	626 ± 53	$+46/-46$
0.7–1.3	16.3 ± 1.2	$+1.6/-1.6$	543 ± 37	$+44/-43$
1.3–2.2	7.0 ± 0.8	$+1.2/-1.1$	233 ± 23	$+30/-29$

tion is measured, resulting in a precise value to compare with predictions, $R_t = 1.72 \pm 0.09$. The total cross-section is used to extract the Wtb coupling: $f_{LV} \cdot |V_{tb}| = 1.029 \pm 0.048$, which corresponds to $|V_{tb}| > 0.92$ at the 95 % confidence level, when assuming $f_{LV} = 1$ and restricting the range of $|V_{tb}|$ to the interval $[0, 1]$.

Requiring a high value of the neural-network discriminant leads to relatively pure t -channel samples, which are used to measure differential cross-sections for both tq and $\bar{t}q$ production. Differential cross-sections as a function of the transverse momentum and absolute value of the rapidity of the top quark, the top antiquark, as well as the accompanying jet from the t -channel scattering are measured at particle level. The measurements of cross-sections as a function of the accompanying-jet transverse momentum and absolute value of the rapidity extend previous results, which only measured top-quark and top-antiquark distributions. Differential cross-sections as a function of the transverse momentum and rapidity of the top quark and top antiquark are also measured at parton level. All measurements are compared to different Monte Carlo predictions as well as to fixed-order QCD calculations where these are available. The SM predictions provide good descriptions of the data.

Acknowledgements We thank CERN for the very successful operation of the LHC, as well as the support staff from our institutions without whom ATLAS could not be operated efficiently. We acknowledge the support of ANPCyT, Argentina; YerPhI, Armenia; ARC, Australia; BMWFW and FWF, Austria; ANAS, Azerbaijan; SSTC, Belarus; CNPq and FAPESP, Brazil; NSERC, NRC and CFI, Canada;

CERN; CONICYT, Chile; CAS, MOST and NSFC, China; COLCIENCIAS, Colombia; MSMT CR, MPO CR and VSC CR, Czech Republic; DNRF and DNSRC, Denmark; IN2P3-CNRS, CEA-DSM/IRFU, France; SRNSF, Georgia; BMBF, HGF, and MPG, Germany; GSRT, Greece; RGC, Hong Kong SAR, China; ISF, I-CORE and Benoziyo Center, Israel; INFN, Italy; MEXT and JSPS, Japan; CNRST, Morocco; NWO, The Netherlands; RCN, Norway; MNiSW and NCN, Poland; FCT, Portugal; MNE/IFA, Romania; MES of Russia and NRC KI, Russian Federation; JINR; MESTD, Serbia; MSSR, Slovakia; ARRS and MIZŠ, Slovenia; DST/NRF, South Africa; MINECO, Spain; SRC and Wallenberg Foundation, Sweden; SERI, SNSF and Cantons of Bern and Geneva, Switzerland; MOST, Taiwan; TAEK, Turkey; STFC, UK; DOE and NSF, USA. In addition, individual groups and members have received support from BCKDF, the Canada Council, CANARIE, CRC, Compute Canada, QORNT, and the Ontario Innovation Trust, Canada; EPLANET, ERC, ERDF, FP7, Horizon 2020 and Marie Skłodowska-Curie Actions, European Union; Investissements d'Avenir Labex and Idex, ANR, Région Auvergne and Fondation Partager le Savoir, France; DFG and AvH Foundation, Germany; Herakleitos, Thales and Aristeia programmes co-financed by EU-ESF and the Greek NSRF; BSF, GIF and Minerva, Israel; BRF, Norway; CERCA Programme Generalitat de Catalunya, Generalitat Valenciana, Spain; the Royal Society and Leverhulme Trust, UK. The crucial computing support from all WLCG partners is acknowledged gratefully, in particular from CERN, the ATLAS Tier-1 facilities at TRIUMF (Canada), NDGF (Denmark, Norway, Sweden), CC-IN2P3 (France), KIT/GridKA (Germany), INFN-CNAF (Italy), NL-T1 (The Netherlands), PIC (Spain), ASGC (Taiwan), RAL (UK) and BNL (USA), the Tier-2 facilities worldwide and large non-WLCG resource providers. Major contributors of computing resources are listed in Ref. [90].

Open Access This article is distributed under the terms of the Creative Commons Attribution 4.0 International License (<http://creativecommons.org/licenses/by/4.0/>), which permits unrestricted use, distribution, and reproduction in any medium, provided you give appropriate credit to the original author(s) and the source, provide a link to the Creative Commons license, and indicate if changes were made. Funded by SCOAP³.

References

1. J. Aguilar-Saavedra, Single top quark production at LHC with anomalous Wtb couplings. Nucl. Phys. B **804**, 160 (2008). doi:[10.1016/j.nuclphysb.2008.06.013](https://doi.org/10.1016/j.nuclphysb.2008.06.013). arXiv:0803.3810 [hep-ph]
2. J. Gao, C.S. Li, L.L. Yang, H. Zhang, Search for anomalous top quark production at the early LHC. Phys. Rev. Lett. **107**, 092002 (2011). doi:[10.1103/PhysRevLett.107.092002](https://doi.org/10.1103/PhysRevLett.107.092002). arXiv:1104.4945 [hep-ph]
3. N. Cabibbo, Unitary symmetry and leptonic decays. Phys. Rev. Lett. **10**, 531 (1963). doi:[10.1103/PhysRevLett.10.531](https://doi.org/10.1103/PhysRevLett.10.531)
4. M. Kobayashi, T. Maskawa, CP violation in the renormalizable theory of weak interaction. Prog. Theor. Phys. **49**, 652 (1973). doi:[10.1143/PTP.49.652](https://doi.org/10.1143/PTP.49.652)
5. J.A. Aguilar-Saavedra, A minimal set of top anomalous couplings. Nucl. Phys. B **812**, 181 (2009). doi:[10.1016/j.nuclphysb.2008.12.012](https://doi.org/10.1016/j.nuclphysb.2008.12.012). arXiv:0811.3842 [hep-ph]
6. T.M.P. Tait, C.-P. Yuan, Single top quark production as a window to physics beyond the standard model. Phys. Rev. D **63**, 014018 (2000). doi:[10.1103/PhysRevD.63.014018](https://doi.org/10.1103/PhysRevD.63.014018). arXiv:hep-ph/0007298
7. DØ Collaboration, V. Abazov et al., Measurement of the t -channel single top quark production cross section. Phys. Lett. B **682**, 363 (2010). doi:[10.1016/j.physletb.2009.11.038](https://doi.org/10.1016/j.physletb.2009.11.038). arXiv:0907.4259

8. CDF Collaboration, T.A. Aaltonen et al., Measurement of the single top quark production cross section and $|V_{tb}|$ in Events with One Charged Lepton, Large Missing Transverse Energy, and Jets at CDF. *Phys. Rev. Lett.* **113**, 261804 (2014). doi:[10.1103/PhysRevLett.113.261804](https://doi.org/10.1103/PhysRevLett.113.261804). arXiv:[1407.4031](https://arxiv.org/abs/1407.4031) [hep-ex]
9. ATLAS Collaboration, Measurement of the t -channel single top-quark production cross section in pp collisions at $\sqrt{s} = 7$ TeV with the ATLAS detector. *Phys. Lett. B* **717**, 330 (2012). doi:[10.1016/j.physletb.2012.09.031](https://doi.org/10.1016/j.physletb.2012.09.031). arXiv:[1205.3130](https://arxiv.org/abs/1205.3130) [hep-ex]
10. ATLAS Collaboration, Comprehensive measurements of t -channel single top-quark production cross sections at $\sqrt{s} = 7$ TeV with the ATLAS detector. *Phys. Rev. D* **90**, 112006 (2014). doi:[10.1103/PhysRevD.90.112006](https://doi.org/10.1103/PhysRevD.90.112006). arXiv:[1406.7844](https://arxiv.org/abs/1406.7844) [hep-ex]
11. CMS Collaboration, Measurement of the t -channel single top quark production cross section in pp collisions at $\sqrt{s} = 7$ TeV. *Phys. Rev. Lett.* **107**, 091802 (2011). doi:[10.1103/PhysRevLett.107.091802](https://doi.org/10.1103/PhysRevLett.107.091802). arXiv:[1106.3052](https://arxiv.org/abs/1106.3052) [hep-ex]
12. CMS Collaboration, Measurement of the single-top-quark t -channel cross section in pp collisions at $\sqrt{s} = 7$ TeV. *JHEP* **12**, 035 (2012). doi:[10.1007/JHEP12\(2012\)035](https://doi.org/10.1007/JHEP12(2012)035). arXiv:[1209.4533](https://arxiv.org/abs/1209.4533) [hep-ex]
13. CMS Collaboration, Measurement of the t -channel single-top-quark production cross section and of the $|V_{tb}|$ CKM matrix element in pp collisions at $\sqrt{s} = 8$ TeV. *JHEP* **06**, 090 (2014). doi:[10.1007/JHEP06\(2014\)090](https://doi.org/10.1007/JHEP06(2014)090). arXiv:[1403.7366](https://arxiv.org/abs/1403.7366) [hep-ex]
14. P. Kant et al., HATHOR for single top-quark production: updated predictions and uncertainty estimates for single top-quark production in hadronic collisions. *Comput. Phys. Commun.* **191**, 74 (2015). doi:[10.1016/j.cpc.2015.02.001](https://doi.org/10.1016/j.cpc.2015.02.001). arXiv:[1406.4403](https://arxiv.org/abs/1406.4403) [hep-ph]
15. J.M. Campbell, R. Frederix, F. Maltoni, F. Tramontano, Next-to-leading-order predictions for t -channel single-top production at hadron colliders. *Phys. Rev. Lett.* **102**, 182003 (2009). doi:[10.1103/PhysRevLett.102.182003](https://doi.org/10.1103/PhysRevLett.102.182003). arXiv:[0903.0005](https://arxiv.org/abs/0903.0005) [hep-ph]
16. M. Botje et al., The PDF4LHC Working Group Interim Recommendations (2011). arXiv:[1101.0538](https://arxiv.org/abs/1101.0538) [hep-ph]
17. A. Martin, W. Stirling, R.S. Thorne, G. Watt, Parton distributions for the LHC. *Eur. Phys. J. C* **63**, 189 (2009). doi:[10.1140/epjc/s10052-009-1072-5](https://doi.org/10.1140/epjc/s10052-009-1072-5). arXiv:[0901.0002](https://arxiv.org/abs/0901.0002) [hep-ph]
18. A. Martin, W. Stirling, R. Thorne, G. Watt, Uncertainties on α_S in global PDF analyses and implications for predicted hadronic cross sections. *Eur. Phys. J. C* **64**, 653 (2009). doi:[10.1140/epjc/s10052-009-1164-2](https://doi.org/10.1140/epjc/s10052-009-1164-2). arXiv:[0905.3531](https://arxiv.org/abs/0905.3531) [hep-ph]
19. H.-L. Lai, M. Guzzi, J. Huston, Z. Li, P.M. Nadolsky et al., New parton distributions for collider physics. *Phys. Rev. D* **82**, 074024 (2010). doi:[10.1103/PhysRevD.82.074024](https://doi.org/10.1103/PhysRevD.82.074024). arXiv:[1007.2241](https://arxiv.org/abs/1007.2241) [hep-ph]
20. R.D. Ball, V. Bertone, S. Carrazza, C.S. Deans, L. Del Debbio et al., Parton distributions with LHC data. *Nucl. Phys. B* **867**, 244 (2013). doi:[10.1016/j.nuclphysb.2012.10.003](https://doi.org/10.1016/j.nuclphysb.2012.10.003). arXiv:[1207.1303](https://arxiv.org/abs/1207.1303) [hep-ph]
21. S. Alekhin, J. Bluemlein, S. Moch, R. Placakyte, Iso-spin asymmetry of quark distributions and implications for single top-quark production at the LHC. *Phys. Rev. D* **94**, 114038 (2016). doi:[10.1103/PhysRevD.94.114038](https://doi.org/10.1103/PhysRevD.94.114038). arXiv:[1508.07923](https://arxiv.org/abs/1508.07923) [hep-ph]
22. M. Brucherseifer, F. Caola, K. Melnikov, On the NNLO QCD corrections to single-top production at the LHC. *Phys. Lett. B* **736**, 58 (2014). doi:[10.1016/j.physletb.2014.06.075](https://doi.org/10.1016/j.physletb.2014.06.075). arXiv:[1404.7116](https://arxiv.org/abs/1404.7116) [hep-ph]
23. N. Kidonakis, Next-to-next-to-leading-order collinear and soft gluon corrections for t -channel single top quark production. *Phys. Rev. D* **83**, 091503 (2011). doi:[10.1103/PhysRevD.83.091503](https://doi.org/10.1103/PhysRevD.83.091503). arXiv:[1103.2792](https://arxiv.org/abs/1103.2792) [hep-ph]
24. N. Kidonakis, Differential and total cross sections for top pair and single top production. Proceedings, 20th International Workshop on Deep-Inelastic Scattering and Related Subjects (DIS 2012): Bonn, Germany, March 26–30, 2012, 2012 831. doi:[10.3204/DESY-PROC-2012-02/251](https://doi.org/10.3204/DESY-PROC-2012-02/251). arXiv:[1205.3453](https://arxiv.org/abs/1205.3453) [hep-ph]
25. N. Kidonakis, Theoretical results for electroweak-boson and single-top production. Proceedings, 23rd International Workshop on Deep-Inelastic Scattering and Related Subjects (DIS 2015) PoS DIS2015 70 (2015). arXiv:[1506.04072](https://arxiv.org/abs/1506.04072) [hep-ph]
26. ATLAS Collaboration, The ATLAS experiment at the CERN Large Hadron collider. *JINST* **3**, S08003 (2008). doi:[10.1088/1748-0221/3/08/S08003](https://doi.org/10.1088/1748-0221/3/08/S08003)
27. ATLAS Collaboration, Performance of the ATLAS trigger system in 2010. *Eur. Phys. J. C* **72**, 1849 (2012). doi:[10.1140/epjc/s10052-011-1849-1](https://doi.org/10.1140/epjc/s10052-011-1849-1). arXiv:[1110.1530](https://arxiv.org/abs/1110.1530) [hep-ex]
28. ATLAS Collaboration, Performance of the ATLAS muon trigger in pp collisions at $\sqrt{s} = 8$ TeV. *Eur. Phys. J. C* **75**, 120 (2015). doi:[10.1140/epjc/s10052-015-3325-9](https://doi.org/10.1140/epjc/s10052-015-3325-9). arXiv:[1408.3179](https://arxiv.org/abs/1408.3179) [hep-ex]
29. ATLAS Collaboration, Luminosity determination in pp collisions at $\sqrt{s} = 8$ TeV using the ATLAS detector at the LHC. *Eur. Phys. J. C* **76**, 653 (2016). doi:[10.1140/epjc/s10052-016-4466-1](https://doi.org/10.1140/epjc/s10052-016-4466-1). arXiv:[1608.03953](https://arxiv.org/abs/1608.03953) [hep-ex]
30. ATLAS Collaboration, The ATLAS simulation infrastructure. *Eur. Phys. J. C* **70**, 823 (2010). doi:[10.1140/epjc/s10052-010-1429-9](https://doi.org/10.1140/epjc/s10052-010-1429-9). arXiv:[1005.4568](https://arxiv.org/abs/1005.4568) [hep-ex]
31. S. Agostinelli et al., GEANT4: a simulation toolkit. *Nucl. Instrum. Methods A* **506**, 250 (2003). doi:[10.1016/S0168-9002\(03\)01368-8](https://doi.org/10.1016/S0168-9002(03)01368-8)
32. T. Sjöstrand, S. Mrenna, P.Z. Skands, A. Brief, Introduction to PYTHIA 8.1. *Comput. Phys. Commun.* **178**, 852 (2008). doi:[10.1016/j.cpc.2008.01.036](https://doi.org/10.1016/j.cpc.2008.01.036). arXiv:[0710.3820](https://arxiv.org/abs/0710.3820)
33. R. Frederix, E. Re, P. Torrielli, Single-top t -channel hadroproduction in the four-flavour scheme with POWHEG and aMC@NLO. *JHEP* **09**, 130 (2012). doi:[10.1007/JHEP09\(2012\)130](https://doi.org/10.1007/JHEP09(2012)130). arXiv:[1207.5391](https://arxiv.org/abs/1207.5391) [hep-ph]
34. P. Artoisenet, R. Frederix, O. Mattelaer, R. Rietkerk, Automatic spin-entangled decays of heavy resonances in Monte Carlo simulations. *JHEP* **03**, 015 (2013). doi:[10.1007/JHEP03\(2013\)015](https://doi.org/10.1007/JHEP03(2013)015). arXiv:[1212.3460](https://arxiv.org/abs/1212.3460) [hep-ph]
35. T. Sjöstrand, S. Mrenna, P.Z. Skands, PYTHIA 6.4 physics and manual. *JHEP* **05**, 026 (2006). doi:[10.1088/1126-6708/2006/05/026](https://doi.org/10.1088/1126-6708/2006/05/026). arXiv:[hep-ph/0603175](https://arxiv.org/abs/hep-ph/0603175) [hep-ph]
36. P.Z. Skands, Tuning Monte Carlo generators: the Perugia tunes. *Phys. Rev. D* **82**, 074018 (2010). doi:[10.1103/PhysRevD.82.074018](https://doi.org/10.1103/PhysRevD.82.074018). arXiv:[1005.3457](https://arxiv.org/abs/1005.3457) [hep-ph]
37. E. Re, Single-top Wt -channel production matched with parton showers using the POWHEG method. *Eur. Phys. J. C* **71**, 1547 (2011). doi:[10.1140/epjc/s10052-011-1547-z](https://doi.org/10.1140/epjc/s10052-011-1547-z). arXiv:[1009.2450](https://arxiv.org/abs/1009.2450) [hep-ph]
38. S. Alioli, P. Nason, C. Oleari, E. Re, NLO single-top production matched with shower in POWHEG: s - and t -channel contributions. *JHEP* **09**, 111 (2009). [Erratum: *JHEP* **02** (2010) 011], doi:[10.1007/JHEP02\(2010\)011](https://doi.org/10.1007/JHEP02(2010)011), [10.1088/1126-6708/2009/09/111](https://doi.org/10.1088/1126-6708/2009/09/111). arXiv:[0907.4076](https://arxiv.org/abs/0907.4076) [hep-ph]
39. S. Frixione, P. Nason, G. Ridolfi, A positive-weight next-to-leading-order Monte Carlo for heavy flavour hadroproduction. *JHEP* **09**, 126 (2007). doi:[10.1088/1126-6708/2007/09/126](https://doi.org/10.1088/1126-6708/2007/09/126). arXiv:[0707.3088](https://arxiv.org/abs/0707.3088) [hep-ph]
40. G. Corcella, I. Knowles, G. Marchesini, S. Moretti, K. Odagiri et al., HERWIG 6: an event generator for hadron emission reactions with interfering gluons (including supersymmetric processes). *JHEP* **01**, 010 (2001). doi:[10.1088/1126-6708/2001/01/010](https://doi.org/10.1088/1126-6708/2001/01/010). arXiv:[hep-ph/0011363](https://arxiv.org/abs/hep-ph/0011363)
41. J.M. Butterworth, J.R. Forshaw, M.H. Seymour, Multiparton interactions in photoproduction at HERA. *Z. Phys. C* **72**, 637 (1996). doi:[10.1007/s002880050286](https://doi.org/10.1007/s002880050286). arXiv:[hep-ph/9601371](https://arxiv.org/abs/hep-ph/9601371)
42. ATLAS Collaboration, New ATLAS event generator tunes to 2010 data. ATL-PHYS-PUB-2011-008 (2011). <https://cds.cern.ch/record/1345343>
43. J. Alwall et al., The automated computation of tree-level and next-to-leading order differential cross sections, and their matching to

- parton shower simulations. *JHEP* **07**, 079 (2014). doi:[10.1007/JHEP07\(2014\)079](https://doi.org/10.1007/JHEP07(2014)079). arXiv:[1405.0301](https://arxiv.org/abs/1405.0301) [hep-ph]
44. ATLAS Collaboration, Comparison of Monte Carlo generator predictions to ATLAS measurements of top pair production at 7 TeV. ATL-PHYS-PUB-2015-002 (2015). <https://cds.cern.ch/record/1981319>
 45. T. Gleisberg, S. Höche, F. Krauss, M. Schonherr, S. Schumann et al., Event generation with SHERPA 1.1. *JHEP* **02**, 007 (2009). doi:[10.1088/1126-6708/2009/02/007](https://doi.org/10.1088/1126-6708/2009/02/007). arXiv:[0811.4622](https://arxiv.org/abs/0811.4622) [hep-ph]
 46. S. Höche, F. Krauss, S. Schumann, F. Siegert, QCD matrix elements and truncated showers. *JHEP* **05**, 053 (2009). doi:[10.1088/1126-6708/2009/05/053](https://doi.org/10.1088/1126-6708/2009/05/053). arXiv:[0903.1219](https://arxiv.org/abs/0903.1219) [hep-ph]
 47. ATLAS Collaboration, Electron performance measurements with the ATLAS detector using the 2010 LHC proton–proton collision data. *Eur. Phys. J. C* **72**, 1909 (2012). doi:[10.1140/epjc/s10052-012-1909-1](https://doi.org/10.1140/epjc/s10052-012-1909-1). arXiv:[1110.3174](https://arxiv.org/abs/1110.3174) [hep-ex]
 48. ATLAS Collaboration, Electron reconstruction and identification efficiency measurements with the ATLAS detector using the 2011 LHC proton–proton collision data. *Eur. Phys. J. C* **74**, 2941 (2014). doi:[10.1140/epjc/s10052-014-2941-0](https://doi.org/10.1140/epjc/s10052-014-2941-0). arXiv:[1404.2240](https://arxiv.org/abs/1404.2240) [hep-ex]
 49. ATLAS Collaboration, Measurement of the muon reconstruction performance of the ATLAS detector using 2011 and 2012 LHC proton–proton collision data. *Eur. Phys. J. C* **74**, 3130 (2014). doi:[10.1140/epjc/s10052-014-3130-x](https://doi.org/10.1140/epjc/s10052-014-3130-x). arXiv:[1407.3935](https://arxiv.org/abs/1407.3935) [hep-ex]
 50. K. Rehermann, B. Tweedie, Efficient identification of boosted semileptonic top quarks at the LHC. *JHEP* **03**, 059 (2011). doi:[10.1007/JHEP03\(2011\)059](https://doi.org/10.1007/JHEP03(2011)059). arXiv:[1007.2221](https://arxiv.org/abs/1007.2221) [hep-ph]
 51. M. Cacciari, G.P. Salam, G. Soyez, The anti- k_r jet clustering algorithm. *JHEP* **04**, 063 (2008). doi:[10.1088/1126-6708/2008/04/063](https://doi.org/10.1088/1126-6708/2008/04/063). arXiv:[0802.1189](https://arxiv.org/abs/0802.1189) [hep-ph]. <http://fastjet.fr>
 52. ATLAS Collaboration, Topological cell clustering in the ATLAS calorimeters and its performance in LHC Run 1 (2016). arXiv:[1603.02934](https://arxiv.org/abs/1603.02934) [hep-ex]
 53. ATLAS Collaboration, Jet energy measurement and its systematic uncertainty in proton–proton collisions at $\sqrt{s} = 7$ TeV with the ATLAS detector. *Eur. Phys. J. C* **75**, 17 (2015). doi:[10.1140/epjc/s10052-014-3190-y](https://doi.org/10.1140/epjc/s10052-014-3190-y). arXiv:[1406.0076](https://arxiv.org/abs/1406.0076) [hep-ex]
 54. ATLAS Collaboration, Performance of pile-up mitigation techniques for jets in pp collisions with the ATLAS detector. *Eur. Phys. J. C* **76**, 581 (2016). doi:[10.1140/epjc/s10052-016-4395-z](https://doi.org/10.1140/epjc/s10052-016-4395-z). arXiv:[1510.03823](https://arxiv.org/abs/1510.03823) [hep-ex]
 55. ATLAS Collaboration, Performance of b -jet identification in the ATLAS experiment. *JINST* **11**, P04008 (2016). doi:[10.1088/1748-0221/11/04/P04008](https://doi.org/10.1088/1748-0221/11/04/P04008). arXiv:[1512.01094](https://arxiv.org/abs/1512.01094) [hep-ex]
 56. ATLAS Collaboration, Performance of missing transverse momentum reconstruction in proton–proton collisions at $\sqrt{s} = 7$ TeV with ATLAS. *Eur. Phys. J. C* **72**, 1844 (2012). doi:[10.1140/epjc/s10052-011-1844-6](https://doi.org/10.1140/epjc/s10052-011-1844-6). arXiv:[1108.5602](https://arxiv.org/abs/1108.5602) [hep-ex]
 57. ATLAS Collaboration, Jet energy measurement with the ATLAS detector in proton–proton collisions at $\sqrt{s} = 7$ TeV. *Eur. Phys. J. C* **73**, 2304 (2013). doi:[10.1140/epjc/s10052-013-2304-2](https://doi.org/10.1140/epjc/s10052-013-2304-2). arXiv:[1112.6426](https://arxiv.org/abs/1112.6426) [hep-ex]
 58. N. Kidonakis, Two-loop soft anomalous dimensions for single top quark associated production with a W^- or H^- . *Phys. Rev. D* **82**, 054018 (2010). doi:[10.1103/PhysRevD.82.054018](https://doi.org/10.1103/PhysRevD.82.054018). arXiv:[1005.4451](https://arxiv.org/abs/1005.4451) [hep-ph]
 59. J.M. Campbell, R.K. Ellis, F. Tramontano, Single top production and decay at next-to-leading order. *Phys. Rev. D* **70**, 094012 (2004). doi:[10.1103/PhysRevD.70.094012](https://doi.org/10.1103/PhysRevD.70.094012). arXiv:[hep-ph/0408158](https://arxiv.org/abs/hep-ph/0408158) [hep-ph]
 60. M. Cacciari, M. Czakon, M. Mangano, A. Mitov, P. Nason, Top-pair production at hadron colliders with next-to-next-to-leading logarithmic soft-gluon resummation. *Phys. Lett. B* **710**, 612 (2012). doi:[10.1016/j.physletb.2012.03.013](https://doi.org/10.1016/j.physletb.2012.03.013). arXiv:[1111.5869](https://arxiv.org/abs/1111.5869)
 61. P. Bärnreuther, M. Czakon, A. Mitov, Percent level precision physics at the tevatron: first genuine NNLO QCD corrections to $q\bar{q} \rightarrow t\bar{t} + X$. *Phys. Rev. Lett.* **109**, 132001 (2012). doi:[10.1103/PhysRevLett.109.132001](https://doi.org/10.1103/PhysRevLett.109.132001). arXiv:[1204.5201](https://arxiv.org/abs/1204.5201) [hep-ph]
 62. M. Czakon, A. Mitov, NNLO corrections to top-pair production at hadron colliders: the all-fermionic scattering channels. *JHEP* **12**, 054 (2012). doi:[10.1007/JHEP12\(2012\)054](https://doi.org/10.1007/JHEP12(2012)054). arXiv:[1207.0236](https://arxiv.org/abs/1207.0236) [hep-ph]
 63. M. Czakon, A. Mitov, NNLO corrections to top pair production at hadron colliders: the quark–gluon reaction. *JHEP* **01**, 080 (2013). doi:[10.1007/JHEP01\(2013\)080](https://doi.org/10.1007/JHEP01(2013)080). arXiv:[1210.6832](https://arxiv.org/abs/1210.6832) [hep-ph]
 64. M. Czakon, P. Fiedler, A. Mitov, The total top quark pair production cross-section at hadron colliders through $O(\alpha_s^4)$. *Phys. Rev. Lett.* **110**, 252004 (2013). doi:[10.1103/PhysRevLett.110.252004](https://doi.org/10.1103/PhysRevLett.110.252004). arXiv:[1303.6254](https://arxiv.org/abs/1303.6254) [hep-ph]
 65. M. Czakon, A. Mitov, Top++: a program for the calculation of the top-pair cross-section at hadron colliders. *Comput. Phys. Commun.* **185**, 2930 (2014). doi:[10.1016/j.cpc.2014.06.021](https://doi.org/10.1016/j.cpc.2014.06.021). arXiv:[1112.5675](https://arxiv.org/abs/1112.5675) [hep-ph]
 66. R. Gavin, Y. Li, F. Petriello, S. Quackenbush, FEWZ 2.0: A code for hadronic Z production at next-to-next-to-leading order. *Comput. Phys. Commun.* **182**, 2388 (2011). doi:[10.1016/j.cpc.2011.06.008](https://doi.org/10.1016/j.cpc.2011.06.008). arXiv:[1011.3540](https://arxiv.org/abs/1011.3540) [hep-ph]
 67. R. Gavin, Y. Li, F. Petriello, S. Quackenbush, W Physics at the LHC with FEWZ 2.1. *Comput. Phys. Commun.* **184**, 208 (2013). doi:[10.1016/j.cpc.2012.09.005](https://doi.org/10.1016/j.cpc.2012.09.005). arXiv:[1201.5896](https://arxiv.org/abs/1201.5896) [hep-ph]
 68. J.M. Campbell, R.K. Ellis, C. Williams, Vector boson pair production at the LHC. *JHEP* **07**, 018 (2011). doi:[10.1007/JHEP07\(2011\)018](https://doi.org/10.1007/JHEP07(2011)018). arXiv:[1105.0020](https://arxiv.org/abs/1105.0020) [hep-ph]
 69. ATLAS Collaboration, Estimation of non-prompt and fake lepton backgrounds in final states with top quarks produced in proton–proton collisions at $\sqrt{s} = 8$ TeV with the ATLAS detector. ATLAS-CONF-2014-058 (2014). <https://cds.cern.ch/record/1951336>
 70. M. Cacciari, G.P. Salam, G. Soyez, The catchment area of jets. *JHEP* **04**, 005 (2008). doi:[10.1088/1126-6708/2008/04/005](https://doi.org/10.1088/1126-6708/2008/04/005). arXiv:[0802.1188](https://arxiv.org/abs/0802.1188) [hep-ph]
 71. ATLAS Collaboration, Differential top–antitop cross-section measurements as a function of observables constructed from final-state particles using pp collisions at $\sqrt{s} = 7$ TeV in the ATLAS detector. *JHEP*, **06**, 100 (2015). doi:[10.1007/JHEP06\(2015\)100](https://doi.org/10.1007/JHEP06(2015)100). arXiv:[1502.05923](https://arxiv.org/abs/1502.05923) [hep-ex]
 72. M. Feindt, U. Kerzel, The NeuroBayes neural network package. *Nucl. Instrum. Methods A* **559**, 190 (2006). doi:[10.1016/j.nima.2005.11.166](https://doi.org/10.1016/j.nima.2005.11.166)
 73. ATLAS Collaboration, Electron and photon energy calibration with the ATLAS detector using LHC Run 1 data. *Eur. Phys. J. C* **74**, 3071 (2014). doi:[10.1140/epjc/s10052-014-3071-4](https://doi.org/10.1140/epjc/s10052-014-3071-4). arXiv:[1407.5063](https://arxiv.org/abs/1407.5063) [hep-ex]
 74. ATLAS Collaboration, Calibration of the performance of b -tagging for c and light-flavour jets in the 2012 ATLAS data. ATLAS-CONF-2014-046 (2014). <https://cds.cern.ch/record/1741020>
 75. ATLAS Collaboration, Calibration of b -tagging using dileptonic top pair events in a combinatorial likelihood approach with the ATLAS experiment. ATLAS-CONF-2014-004 (2014). <https://cds.cern.ch/record/1664335>
 76. J. Butterworth et al., PDF4LHC recommendations for LHC Run II (2015). arXiv:[1510.03865](https://arxiv.org/abs/1510.03865) [hep-ph]
 77. ATLAS Collaboration, Measurements of the W production cross sections in association with jets with the ATLAS detector. *Eur. Phys. J. C* **75**, 82 (2015). doi:[10.1140/epjc/s10052-015-3262-7](https://doi.org/10.1140/epjc/s10052-015-3262-7). arXiv:[1409.8639](https://arxiv.org/abs/1409.8639) [hep-ex]
 78. J. Bellm et al., Herwig 7.0/Herwig++ 3.0 release note. *Eur. Phys. J. C* **76**, 196 (2016). doi:[10.1140/epjc/s10052-016-4018-8](https://doi.org/10.1140/epjc/s10052-016-4018-8). arXiv:[1512.01178](https://arxiv.org/abs/1512.01178) [hep-ph]

79. S. Alekhin, J. Blumlein, S. Moch, Parton distribution functions and benchmark cross sections at NNLO. *Phys. Rev. D* **86**, 054009 (2012). doi:[10.1103/PhysRevD.86.054009](https://doi.org/10.1103/PhysRevD.86.054009). arXiv:[1202.2281](https://arxiv.org/abs/1202.2281) [hep-ph]
80. ATLAS Collaboration, Determination of the Strange–Quark density of the proton from ATLAS measurements of the $W \rightarrow \ell\nu$ and $Z \rightarrow \ell\ell$ cross sections. *Phys. Rev. Lett.* **109**, 012001 (2012). doi:[10.1103/PhysRevLett.109.012001](https://doi.org/10.1103/PhysRevLett.109.012001). arXiv:[1203.4051](https://arxiv.org/abs/1203.4051) [hep-ex]
81. S. Dulat et al., New parton distribution functions from a global analysis of quantum chromodynamics. *Phys. Rev. D* **93**, 033006 (2016). doi:[10.1103/PhysRevD.93.033006](https://doi.org/10.1103/PhysRevD.93.033006). arXiv:[1506.07443](https://arxiv.org/abs/1506.07443) [hep-ph]
82. H1 and ZEUS Collaborations, H. Abramowicz et al., Combination of measurements of inclusive deep inelastic $e^\pm p$ scattering cross sections and QCD analysis of HERA data. *Eur. Phys. J. C* **75**, 580 (2015). doi:[10.1140/epjc/s10052-015-3710-4](https://doi.org/10.1140/epjc/s10052-015-3710-4). arXiv:[1506.06042](https://arxiv.org/abs/1506.06042) [hep-ex]
83. P. Jimenez-Delgado, E. Reya, Delineating parton distributions and the strong coupling. *Phys. Rev. D* **89**, 074049 (2014). doi:[10.1103/PhysRevD.89.074049](https://doi.org/10.1103/PhysRevD.89.074049). arXiv:[1403.1852](https://arxiv.org/abs/1403.1852) [hep-ph]
84. L. Harland-Lang, A. Martin, P. Motylinski, R. Thorne, Parton distributions in the LHC era: MMHT 2014 PDFs. *Eur. Phys. J. C* **75**, 204 (2015). doi:[10.1140/epjc/s10052-015-3397-6](https://doi.org/10.1140/epjc/s10052-015-3397-6). arXiv:[1412.3989](https://arxiv.org/abs/1412.3989) [hep-ph]
85. R.D. Ball et al., Parton distributions for the LHC Run II. *JHEP* **04**, 040 (2015). doi:[10.1007/JHEP04\(2015\)040](https://doi.org/10.1007/JHEP04(2015)040). arXiv:[1410.8849](https://arxiv.org/abs/1410.8849) [hep-ph]
86. G. D'Agostini, A multidimensional unfolding method based on Bayes' theorem. *Nucl. Instrum. Methods A* **362**, 487 (1995). doi:[10.1016/0168-9002\(95\)00274-X](https://doi.org/10.1016/0168-9002(95)00274-X)
87. T. Adye, Unfolding algorithms and tests using RooUnfold (2011). arXiv:[1105.1160](https://arxiv.org/abs/1105.1160) [physics.data-an]
88. A. Höcker, V. Kartvelishvili, SVD approach to data unfolding. *Nucl. Instrum. Methods A* **372**, 469 (1996). doi:[10.1016/0168-9002\(95\)01478-0](https://doi.org/10.1016/0168-9002(95)01478-0). arXiv:[hep-ph/9509307](https://arxiv.org/abs/hep-ph/9509307) [hep-ph]
89. N. Kidonakis, Top-quark transverse-momentum distributions in t -channel single-top production. *Phys. Rev. D* **88**, 031504 (2013). doi:[10.1103/PhysRevD.88.031504](https://doi.org/10.1103/PhysRevD.88.031504). arXiv:[1306.3592](https://arxiv.org/abs/1306.3592) [hep-ph]
90. ATLAS Collaboration, ATLAS computing acknowledgements 2016–2017. ATL-GEN-PUB-2016-002 (2016). <https://cds.cern.ch/record/2202407>

ATLAS Collaboration

M. Aaboud^{137d}, G. Aad⁸⁸, B. Abbott¹¹⁵, J. Abdallah⁸, O. Abdinov¹², B. Abeloos¹¹⁹, O. S. AbouZeid¹³⁹, N. L. Abraham¹⁵¹, H. Abramowicz¹⁵⁵, H. Abreu¹⁵⁴, R. Abreu¹¹⁸, Y. Abulaiti^{148a,148b}, B. S. Acharya^{167a,167b,a}, S. Adachi¹⁵⁷, L. Adamczyk^{41a}, D. L. Adams²⁷, J. Adelman¹¹⁰, S. Adomeit¹⁰², T. Adye¹³³, A. A. Affolder¹³⁹, T. Agatonovic-Jovin¹⁴, J. A. Aguilar-Saavedra^{128a,128f}, S. P. Ahlen²⁴, F. Ahmadov^{68,b}, G. Aielli^{135a,135b}, H. Akerstedt^{148a,148b}, T. P. A. Åkesson⁸⁴, A. V. Akimov⁹⁸, G. L. Alberghi^{22a,22b}, J. Albert¹⁷², S. Albrand⁵⁸, M. J. Alconada Verzini⁷⁴, M. Aleksa³², I. N. Aleksandrov⁶⁸, C. Alexa^{28b}, G. Alexander¹⁵⁵, T. Alexopoulos¹⁰, M. Alhroob¹¹⁵, B. Ali¹³⁰, M. Aliev^{76a,76b}, G. Alimonti^{94a}, J. Alison³³, S. P. Alkire³⁸, B. M. M. Allbrooke¹⁵¹, B. W. Allen¹¹⁸, P. P. Allport¹⁹, A. Aloisio^{106a,106b}, A. Alonso³⁹, F. Alonso⁷⁴, C. Alpigiani¹⁴⁰, A. A. Alshehri⁵⁶, M. Alstary⁸⁸, B. Alvarez Gonzalez³², D. Álvarez Piqueras¹⁷⁰, M. G. Alvigi^{106a,106b}, B. T. Amadio¹⁶, Y. Amaral Coutinho^{26a}, C. Amelung²⁵, D. Amidei⁹², S. P. Amor Dos Santos^{128a,128c}, A. Amorim^{128a,128b}, S. Amoroso³², G. Amundsen²⁵, C. Anastopoulos¹⁴¹, L. S. Ancu⁵², N. Andari¹⁹, T. Andeen¹¹, C. F. Anders^{60b}, J. K. Anders⁷⁷, K. J. Anderson³³, A. Andreazza^{94a,94b}, V. Andrei^{60a}, S. Angelidakis⁹, I. Angelozzi¹⁰⁹, A. Angerami³⁸, F. Anghinolfi³², A. V. Anisenkov^{111,c}, N. Anjos¹³, A. Annovi^{126a,126b}, C. Antel^{60a}, M. Antonelli⁵⁰, A. Antonov^{100,*}, D. J. Antrim¹⁶⁶, F. Anulli^{134a}, M. Aoki⁶⁹, L. Aperio Bella¹⁹, G. Arabidze⁹³, Y. Arai⁶⁹, J. P. Araque^{128a}, A. T. H. Arce⁴⁸, F. A. Arduh⁷⁴, J-F. Arguin⁹⁷, S. Argyropoulos⁶⁶, M. Arik^{20a}, A. J. Armbruster¹⁴⁵, L. J. Armitage⁷⁹, O. Arnaez³², H. Arnold⁵¹, M. Arratia³⁰, O. Arslan²³, A. Artamonov⁹⁹, G. Artoni¹²², S. Artz⁸⁶, S. Asai¹⁵⁷, N. Asbah⁴⁵, A. Ashkenazi¹⁵⁵, B. Åsman^{148a,148b}, L. Asquith¹⁵¹, K. Assamagan²⁷, R. Astalos^{146a}, M. Atkinson¹⁶⁹, N. B. Atlay¹⁴³, K. Augsten¹³⁰, G. Avolio³², B. Axen¹⁶, M. K. Ayoub¹¹⁹, G. Azuelos^{97,d}, M. A. Baak³², A. E. Baas^{60a}, M. J. Baca¹⁹, H. Bachacou¹³⁸, K. Bachas^{76a,76b}, M. Backes¹²², M. Backhaus³², P. Bagiacchi^{134a,134b}, P. Bagnaia^{134a,134b}, Y. Bai^{35a}, J. T. Baines¹³³, M. Bajic³⁹, O. K. Baker¹⁷⁹, E. M. Baldin^{111,c}, P. Balek¹⁷⁵, T. Balestri¹⁵⁰, F. Balli¹³⁸, W. K. Balunas¹²⁴, E. Banas⁴², Sw. Banerjee^{176,e}, A. A. E. Bannoura¹⁷⁸, L. Barak³², E. L. Barberio⁹¹, D. Barberis^{53a,53b}, M. Barbero⁸⁸, T. Barillari¹⁰³, M-S. Barisits³², T. Barklow¹⁴⁵, N. Barlow³⁰, S. L. Barnes⁸⁷, B. M. Barnett¹³³, R. M. Barnett¹⁶, Z. Barnovska-Blenessy^{36a}, A. Baroncelli^{136a}, G. Barone²⁵, A. J. Barr¹²², L. Barranco Navarro¹⁷⁰, F. Barreiro⁸⁵, J. Barreiro Guimarães da Costa^{35a}, R. Bartoldus¹⁴⁵, A. E. Barton⁷⁵, P. Bartos^{146a}, A. Basalaev¹²⁵, A. Bassalat^{119,f}, R. L. Bates⁵⁶, S. J. Batista¹⁶¹, J. R. Batley³⁰, M. Battaglia¹³⁹, M. Bause^{134a,134b}, F. Bauer¹³⁸, H. S. Bawa^{145,g}, J. B. Beacham¹¹³, M. D. Beattie⁷⁵, T. Beau⁸³, P. H. Beauchemin¹⁶⁵, P. Bechtel²³, H. P. Beck^{18,h}, K. Becker¹²², M. Becker⁸⁶, M. Beckingham¹⁷³, C. Becot¹¹², A. J. Beddall^{20d}, A. Beddall^{20b}, V. A. Bednyakov⁶⁸, M. Bedognetti¹⁰⁹, C. P. Bee¹⁵⁰, L. J. Beemster¹⁰⁹, T. A. Beermann³², M. Begel²⁷, J. K. Behr⁴⁵, A. S. Bell⁸¹, G. Bella¹⁵⁵, L. Bellagamba^{22a}, A. Bellerive³¹, M. Bellomo⁸⁹, K. Belotskiy¹⁰⁰, O. Beltramello³², N. L. Belyaev¹⁰⁰, O. Benary^{155,*}, D. Bencheikroun^{137a}, M. Bender¹⁰², K. Bendtz^{148a,148b}, N. Benekos¹⁰, Y. Benhammou¹⁵⁵, E. Benhar Nocchioli¹⁷⁹, J. Benitez⁶⁶, D. P. Benjamin⁴⁸, J. R. Bensinger²⁵, S. Bentvelsen¹⁰⁹, L. Beresford¹²², M. Beretta⁵⁰, D. Berge¹⁰⁹, E. Bergeas Kuutmann¹⁶⁸, N. Berger⁵, J. Beringer¹⁶, S. Berlendis⁵⁸, N. R. Bernard⁸⁹, C. Bernius¹¹², F. U. Bernlochner²³, T. Berry⁸⁰, P. Berta¹³¹, C. Bertella⁸⁶, G. Bertoli^{148a,148b}, F. Bertolucci^{126a,126b}, I. A. Bertram⁷⁵,

C. Bertsche⁴⁵, D. Bertsche¹¹⁵, G. J. Besjes³⁹, O. Bessidskaia Bylund^{148a,148b}, M. Bessner⁴⁵, N. Besson¹³⁸, C. Betancourt⁵¹, A. Bethani⁵⁸, S. Bethke¹⁰³, A. J. Bevan⁷⁹, R. M. Bianchi¹²⁷, M. Bianco³², O. Biebel¹⁰², D. Biedermann¹⁷, R. Bielski⁸⁷, N. V. Biesuz^{126a,126b}, M. Biglietti^{136a}, J. Bilbao De Mendizabal⁵², T. R. V. Billoud⁹⁷, H. Bilokon⁵⁰, M. Bindi⁵⁷, A. Bingul^{20b}, C. Bini^{134a,134b}, S. Biondi^{22a,22b}, T. Bisanz⁵⁷, D. M. Bjergaard⁴⁸, C. W. Black¹⁵², J. E. Black¹⁴⁵, K. M. Black²⁴, D. Blackburn¹⁴⁰, R. E. Blair⁶, T. Blazek^{146a}, I. Bloch⁴⁵, C. Blocker²⁵, A. Blue⁵⁶, W. Blum^{86,*}, U. Blumenschein⁵⁷, S. Blunier^{34a}, G. J. Bobbink¹⁰⁹, V. S. Bobrovnikov^{111.c}, S. S. Bocchetta⁸⁴, A. Bocci⁴⁸, C. Bock¹⁰², M. Boehler⁵¹, D. Boerner¹⁷⁸, J. A. Bogaerts³², D. Bogavac¹⁰², A. G. Bogdanchikov¹¹¹, C. Bohm^{148a}, V. Boisvert⁸⁰, P. Bokan¹⁴, T. Bold^{41a}, A. S. Boldyrev¹⁰¹, M. Bomben⁸³, M. Bona⁷⁹, M. Boonekamp¹³⁸, A. Borisov¹³², G. Borissov⁷⁵, J. Bortfeldt³², D. Bortoletto¹²², V. Bortolotto^{62a,62b,62c}, K. Bos¹⁰⁹, D. Boscherini^{22a}, M. Bosman¹³, J. D. Bossio Sola²⁹, J. Boudreau¹²⁷, J. Bouffard², E. V. Bouhova-Thacker⁷⁵, D. Boumediene³⁷, C. Bourdarios¹¹⁹, S. K. Boutle⁵⁶, A. Boveia¹¹³, J. Boyd³², I. R. Boyko⁶⁸, J. Bracinik¹⁹, A. Brandt⁸, G. Brandt⁵⁷, O. Brandt^{60a}, U. Bratzler¹⁵⁸, B. Brau⁸⁹, J. E. Brau¹¹⁸, W. D. Breaden Madden⁵⁶, K. Brendlinger¹²⁴, A. J. Brennan⁹¹, L. Brenner¹⁰⁹, R. Brenner¹⁶⁸, S. Bressler¹⁷⁵, T. M. Bristow⁴⁹, D. Britton⁵⁶, D. Britzger⁴⁵, F. M. Brochu³⁰, I. Brock²³, R. Brock⁹³, G. Brooijmans³⁸, T. Brooks⁸⁰, W. K. Brooks^{34b}, J. Brosamer¹⁶, E. Brost¹¹⁰, J. H. Broughton¹⁹, P. A. Bruckman de Renstrom⁴², D. Bruncko^{146b}, R. Bruneliere⁵¹, A. Bruni^{22a}, G. Bruni^{22a}, L. S. Bruni¹⁰⁹, BH Brunt³⁰, M. Bruschi^{22a}, N. Brusino²³, P. Bryant³³, L. Bryngemark⁸⁴, T. Buanes¹⁵, Q. Buat¹⁴⁴, P. Buchholz¹⁴³, A. G. Buckley⁵⁶, I. A. Budagov⁶⁸, F. Buehrer⁵¹, M. K. Bugge¹²¹, O. Bulekov¹⁰⁰, D. Bullock⁸, H. Burckhart³², S. Burdin⁷⁷, C. D. Burgard⁵¹, A. M. Burger⁵, B. Burghgrave¹¹⁰, K. Burka⁴², S. Burke¹³³, I. Burmeister⁴⁶, J. T. P. Burr¹²², E. Busato³⁷, D. Buischer⁵¹, V. Buischer⁸⁶, P. Bussey⁵⁶, J. M. Butler²⁴, C. M. Buttar⁵⁶, J. M. Butterworth⁸¹, P. Butti¹⁰⁹, W. Buttinger²⁷, A. Buzatu⁵⁶, A. R. Buzykaev^{111.c}, S. Cabrera Urbán¹⁷⁰, D. Caforio¹³⁰, V. M. Cairo^{40a,40b}, O. Cakir^{4a}, N. Calace⁵², P. Calafiura¹⁶, A. Calandri⁸⁸, G. Calderini⁸³, P. Calfayan⁶⁴, G. Callea^{40a,40b}, L. P. Caloba^{26a}, S. Calvente Lopez⁸⁵, D. Calvet³⁷, S. Calvet³⁷, T. P. Calvet⁸⁸, R. Camacho Toro³³, S. Camarda³², P. Camarri^{135a,135b}, D. Cameron¹²¹, R. Caminal Armadans¹⁶⁹, C. Camincher⁵⁸, S. Campana³², M. Campanelli⁸¹, A. Camplani^{94a,94b}, A. Campoverde¹⁴³, V. Canale^{106a,106b}, A. Canepa^{163a}, M. Cano Bret^{36c}, J. Cantero¹¹⁶, T. Cao¹⁵⁵, M. D. M. Capeans Garrido³², I. Caprini^{28b}, M. Caprini^{28b}, M. Capua^{40a,40b}, R. M. Carbone³⁸, R. Cardarelli^{135a}, F. Cardillo⁵¹, I. Carli¹³¹, T. Carli³², G. Carlino^{106a}, B. T. Carlson¹²⁷, L. Carminati^{94a,94b}, R. M. D. Carney^{148a,148b}, S. Caron¹⁰⁸, E. Carquin^{34b}, G. D. Carrillo-Montoya³², J. R. Carter³⁰, J. Carvalho^{128a,128c}, D. Casadei¹⁹, M. P. Casado^{13.i}, M. Casolino¹³, D. W. Casper¹⁶⁶, E. Castaneda-Miranda^{147a}, R. Castelijm¹⁰⁹, A. Castelli¹⁰⁹, V. Castillo Gimenez¹⁷⁰, N. F. Castro^{128a,j}, A. Catinaccio³², J. R. Catmore¹²¹, A. Cattai³², J. Caudron²³, V. Cavaliere¹⁶⁹, E. Cavallaro¹³, D. Cavalli^{94a}, M. Cavalli-Sforza¹³, V. Cavasinni^{126a,126b}, F. Ceradini^{136a,136b}, L. Cerda Alberich¹⁷⁰, A. S. Cerqueira^{26b}, A. Cerri¹⁵¹, L. Cerrito^{135a,135b}, F. Cerutti¹⁶, A. Cervelli¹⁸, S. A. Cetin^{20c}, A. Chafaq^{137a}, D. Chakraborty¹¹⁰, S. K. Chan⁵⁹, Y. L. Chan^{62a}, P. Chang¹⁶⁹, J. D. Chapman³⁰, D. G. Charlton¹⁹, A. Chatterjee⁵², C. C. Chau¹⁶¹, C. A. Chavez Barajas¹⁵¹, S. Che¹¹³, S. Cheatham^{167a,167c}, A. Chegwidan⁹³, S. Chekanov⁶, S. V. Chekulaev^{163a}, G. A. Chelkov^{68,k}, M. A. Chelstowska⁹², C. Chen⁶⁷, H. Chen²⁷, S. Chen^{35b}, S. Chen¹⁵⁷, X. Chen^{35c}, Y. Chen⁷⁰, H. C. Cheng⁹², H. J. Cheng^{35a}, Y. Cheng³³, A. Cheplakov⁶⁸, E. Cheremushkina¹³², R. Cherkou El Moursli^{137e}, V. Chernyatin^{27,*}, E. Cheu⁷, L. Chevalier¹³⁸, V. Chiarella⁵⁰, G. Chiarelli^{126a,126b}, G. Chiodini^{76a}, A. S. Chisholm³², A. Chitan^{28b}, M. V. Chizhov⁶⁸, K. Choi⁶⁴, A. R. Chomont³⁷, S. Chouridou⁹, B. K. B. Chow¹⁰², V. Christodoulou⁸¹, D. Chromek-Burckhart³², J. Chudoba¹²⁹, A. J. Chuinard⁹⁰, J. J. Chwastowski⁴², L. Chytka¹¹⁷, G. Ciapetti^{134a,134b}, A. K. Ciftci^{4a}, D. Cinca⁴⁶, V. Cindro⁷⁸, I. A. Cioara²³, C. Ciocca^{22a,22b}, A. Ciocio¹⁶, F. Ciotto^{106a,106b}, Z. H. Citron¹⁷⁵, M. Citterio^{94a}, M. Ciubancan^{28b}, A. Clark⁵², B. L. Clark⁵⁹, M. R. Clark³⁸, P. J. Clark⁴⁹, R. N. Clarke¹⁶, C. Clement^{148a,148b}, Y. Coadou⁸⁸, M. Cobl^{167a,167c}, A. Coccaro⁵², J. Cochran⁶⁷, L. Colasurdo¹⁰⁸, B. Cole³⁸, A. P. Colijn¹⁰⁹, J. Collot⁵⁸, T. Colombo¹⁶⁶, P. Conde Muñio^{128a,128b}, E. Coniavitis⁵¹, S. H. Connell^{147b}, I. A. Connelly⁸⁰, V. Consorti⁵¹, S. Constantinescu^{28b}, G. Conti³², F. Conventi^{106a,l}, M. Cooke¹⁶, B. D. Cooper⁸¹, A. M. Cooper-Sarkar¹²², F. Cormier¹⁷¹, K. J. R. Cormier¹⁶¹, T. Cornelissen¹⁷⁸, M. Corradi^{134a,134b}, F. Corriveau^{90,m}, A. Cortes-Gonzalez³², G. Cortiana¹⁰³, G. Costa^{94a}, M. J. Costa¹⁷⁰, D. Costanzo¹⁴¹, G. Cottin³⁰, G. Cowan⁸⁰, B. E. Cox⁸⁷, K. Cranmer¹¹², S. J. Crawley⁵⁶, G. Cree³¹, S. Crépe-Renaudin⁵⁸, F. Crescioli⁸³, W. A. Cribbs^{148a,148b}, M. Crispin Ortuzar¹²², M. Cristinziani²³, V. Croft¹⁰⁸, G. Crosetti^{40a,40b}, A. Cueto⁸⁵, T. Cuhadar Donszelmann¹⁴¹, J. Cummings¹⁷⁹, M. Curatolo⁵⁰, J. Cúth⁸⁶, H. Czirz¹⁴³, P. Czodrowski³, G. D'amen^{22a,22b}, S. D'Auria⁵⁶, M. D'Onofrio⁷⁷, M. J. Da Cunha Sargedas De Sousa^{128a,128b}, C. Da Via⁸⁷, W. Dabrowski^{41a}, T. Dado^{146a}, T. Dai⁹², O. Dale¹⁵, F. Dallaire⁹⁷, C. Dallapiccola⁸⁹, M. Dam³⁹, J. R. Dandoy³³, N. P. Dang⁵¹, A. C. Daniells¹⁹, N. S. Dann⁸⁷, M. Danninger¹⁷¹, M. Dano Hoffmann¹³⁸, V. Dao⁵¹, G. Darbo^{53a}, S. Darmora⁸, J. Dassoulas³, A. Dattagupta¹¹⁸, W. Davey²³, C. David⁴⁵, T. Davidek¹³¹, M. Davies¹⁵⁵, P. Davison⁸¹, E. Dawe⁹¹, I. Dawson¹⁴¹, K. De⁸, R. de Asmundis^{106a}, A. De Benedetti¹¹⁵, S. De Castro^{22a,22b}, S. De Cecco⁸³, N. De Groot¹⁰⁸, P. de Jong¹⁰⁹, H. De la Torre⁹³, F. De Lorenzi⁶⁷, A. De Maria⁵⁷, D. De Pedis^{134a}, A. De Salvo^{134a}, U. De Sanctis¹⁵¹, A. De Santo¹⁵¹, J. B. De Vivie De Regie¹¹⁹, W. J. Dearnaley⁷⁵, R. Debbé²⁷, C. Debenedetti¹³⁹, D. V. Dedovich⁶⁸

N. Dehghanian³, I. Deigaard¹⁰⁹, M. Del Gaudio^{40a,40b}, J. Del Peso⁸⁵, T. Del Prete^{126a,126b}, D. Delgove¹¹⁹, F. Deliot¹³⁸, C. M. Delitzsch⁵², A. Dell'Acqua³², L. Dell'Asta²⁴, M. Dell'Orso^{126a,126b}, M. Della Pietra^{106a,1}, D. della Volpe⁵², M. Delmastro⁵, P. A. Delsart⁵⁸, D. A. DeMarco¹⁶¹, S. Demers¹⁷⁹, M. Demichev⁶⁸, A. Demilly⁸³, S. P. Denisov¹³², D. Denysiuk¹³⁸, D. Derendarz⁴², J. E. Derkaoui^{137d}, F. Derue⁸³, P. Dervan⁷⁷, K. Desch²³, C. Deterre⁴⁵, K. Dette⁴⁶, P. O. Deviveiros³², A. Dewhurst¹³³, S. Dhaliwal²⁵, A. Di Ciaccio^{135a,135b}, L. Di Ciaccio⁵, W. K. Di Clemente¹²⁴, C. Di Donato^{106a,106b}, A. Di Girolamo³², B. Di Girolamo³², B. Di Micco^{136a,136b}, R. Di Nardo³², K. F. Di Petrillo⁵⁹, A. Di Simone⁵¹, R. Di Sipio¹⁶¹, D. Di Valentino³¹, C. Diaconu⁸⁸, M. Diamond¹⁶¹, F. A. Dias⁴⁹, M. A. Diaz^{34a}, E. B. Diehl⁹², J. Dietrich¹⁷, S. Díez Cornell⁴⁵, A. Dimitrievska¹⁴, J. Dingfelder²³, P. Dita^{28b}, S. Dita^{28b}, F. Dittus³², F. Djama⁸⁸, T. Djobava^{54b}, J. I. Djuvsland^{60a}, M. A. B. do Vale^{26c}, D. Dobos³², M. Dobre^{28b}, C. Doglioni⁸⁴, J. Dolejsi¹³¹, Z. Dolezal¹³¹, M. Donadelli^{26d}, S. Donati^{126a,126b}, P. Dondero^{123a,123b}, J. Donini³⁷, J. Dopke¹³³, A. Doria^{106a}, M. T. Dova⁷⁴, A. T. Doyle⁵⁶, E. Drechsler⁵⁷, M. Dris¹⁰, Y. Du^{36b}, J. Duarte-Campderros¹⁵⁵, E. Duchovni¹⁷⁵, G. Duckeck¹⁰², O. A. Ducu^{97,n}, D. Duda¹⁰⁹, A. Dudarev³², A. Chr. Dudder⁸⁶, E. M. Duffield¹⁶, L. Duflost¹¹⁹, M. Dührssen³², M. Dumancic¹⁷⁵, A. K. Duncan⁵⁶, M. Dunford^{60a}, H. Duran Yildiz^{4a}, M. Düren⁵⁵, A. Durglishvili^{54b}, D. Duschinger⁴⁷, B. Dutta⁴⁵, M. Dyndal⁴⁵, C. Eckardt⁴⁵, K. M. Ecker¹⁰³, R. C. Edgar⁹², N. C. Edwards⁴⁹, T. Eifert³², G. Eigen¹⁵, K. Einsweiler¹⁶, T. Ekelof¹⁶⁸, M. El Kacimi^{137c}, V. Ellajosyula⁸⁸, M. Ellert¹⁶⁸, S. Elles⁵, F. Ellinghaus¹⁷⁸, A. A. Elliot¹⁷², N. Ellis³², J. Elmsheuser²⁷, M. Elsing³², D. Emeliyanov¹³³, Y. Enari¹⁵⁷, O. C. Endner⁸⁶, J. S. Ennis¹⁷³, J. Erdmann⁴⁶, A. Ereditato¹⁸, G. Ernis¹⁷⁸, J. Ernst², M. Ernst²⁷, S. Errede¹⁶⁹, E. Ertel⁸⁶, M. Escalier¹¹⁹, H. Esch⁴⁶, C. Escobar¹²⁷, B. Esposito⁵⁰, A. I. Etienvre¹³⁸, E. Etzion¹⁵⁵, H. Evans⁶⁴, A. Ezhilov¹²⁵, M. Ezzi^{137e}, F. Fabbri^{22a,22b}, L. Fabbri^{22a,22b}, G. Facini³³, R. M. Fakhruddinov¹³², S. Falciano^{134a}, R. J. Falla⁸¹, J. Faltova³², Y. Fang^{35a}, M. Fanti^{94a,94b}, A. Farbin⁸, A. Farilla^{136a}, C. Farina¹²⁷, E. M. Farina^{123a,123b}, T. Farooque¹³, S. Farrell¹⁶, S. M. Farrington¹⁷³, P. Farthouat³², F. Fassi^{137e}, P. Fassnacht³², D. Fassoulitis⁹, M. Fauci Giannelli⁸⁰, A. Favareto^{53a,53b}, W. J. Fawcett¹²², L. Fayard¹¹⁹, O. L. Fedin^{125,o}, W. Fedorko¹⁷¹, S. Feigl¹²¹, L. Felgioni⁸⁸, C. Feng^{36b}, E. J. Feng³², H. Feng⁹², A. B. Fenyuk¹³², L. Feremenga⁸, P. Fernandez Martinez¹⁷⁰, S. Fernandez Perez¹³, J. Ferrando⁴⁵, A. Ferrari¹⁶⁸, P. Ferrari¹⁰⁹, R. Ferrari^{123a}, D. E. Ferreira de Lima^{60b}, A. Ferrer¹⁷⁰, D. Ferrere⁵², C. Ferretti⁹², F. Fiedler⁸⁶, A. Filipčić⁷⁸, M. Filipuzzi⁴⁵, F. Filthaut¹⁰⁸, M. Fincke-Keeler¹⁷², K. D. Finelli¹⁵², M. C. N. Fiolhais^{128a,128c}, L. Fiorini¹⁷⁰, A. Fischer², C. Fischer¹³, J. Fischer¹⁷⁸, W. C. Fisher⁹³, N. Flaschel⁴⁵, I. Fleck¹⁴³, P. Fleischmann⁹², G. T. Fletcher¹⁴¹, R. R. M. Fletcher¹²⁴, T. Flick¹⁷⁸, B. M. Flierl¹⁰², L. R. Flores Castillo^{62a}, M. J. Flowerdew¹⁰³, G. T. Forcolin⁸⁷, A. Formica¹³⁸, A. Forti⁸⁷, A. G. Foster¹⁹, D. Fournier¹¹⁹, H. Fox⁷⁵, S. Fracchia¹³, P. Francavilla⁸³, M. Franchini^{22a,22b}, D. Francis³², L. Franconi¹²¹, M. Franklin⁵⁹, M. Frate¹⁶⁶, M. Fraternali^{123a,123b}, D. Freeborn⁸¹, S. M. Fressard-Batraneanu³², F. Friedrich⁴⁷, D. Froidevaux³², J. A. Frost¹²², C. Fukunaga¹⁵⁸, E. Fullana Torregrosa⁸⁶, T. Fusayasu¹⁰⁴, J. Fuster¹⁷⁰, C. Gabaldon⁵⁸, O. Gabizon¹⁵⁴, A. Gabrielli^{22a,22b}, A. Gabrielli¹⁶, G. P. Gach^{41a}, S. Gadatsch³², G. Gagliardi^{53a,53b}, L. G. Gagnon⁹⁷, P. Gagnon⁶⁴, C. Galea¹⁰⁸, B. Galhardo^{128a,128c}, E. J. Gallas¹²², B. J. Gallop¹³³, P. Gallus¹³⁰, G. Galster³⁹, K. K. Gan¹¹³, S. Ganguly³⁷, J. Gao^{36a}, Y. Gao⁴⁹, Y. S. Gao^{145,g}, F. M. Garay Walls⁴⁹, C. García¹⁷⁰, J. E. García Navarro¹⁷⁰, M. Garcia-Sciveres¹⁶, R. W. Gardner³³, N. Garelli¹⁴⁵, V. Garonne¹²¹, A. Gascon Bravo⁴⁵, K. Gasnikova⁴⁵, C. Gatti⁵⁰, A. Gaudiello^{53a,53b}, G. Gaudio^{123a}, L. Gauthier⁹⁷, I. L. Gavrilenko⁹⁸, C. Gay¹⁷¹, G. Gaycken²³, E. N. Gazis¹⁰, Z. Gece¹⁷¹, C. N. P. Gee¹³³, Ch. Geich-Gimbel²³, M. Geisen⁸⁶, M. P. Geisler^{60a}, K. Gellerstedt^{148a,148b}, C. Gemme^{53a}, M. H. Genest⁵⁸, C. Geng^{36a,p}, S. Gentile^{134a,134b}, C. Gentsos¹⁵⁶, S. George⁸⁰, D. Gerbaudo¹³, A. Gershon¹⁵⁵, S. Ghasemi¹⁴³, M. Ghneimat²³, B. Giacobbe^{22a}, S. Giagu^{134a,134b}, P. Giannetti^{126a,126b}, S. M. Gibson⁸⁰, M. Gignac¹⁷¹, M. Gilchriese¹⁶, T. P. S. Gillam³⁰, D. Gillberg³¹, G. Gilles¹⁷⁸, D. M. Gingrich^{3,d}, N. Giokaris^{9,*}, M. P. Giordani^{167a,167c}, F. M. Giorgi^{22a}, P. F. Giraud¹³⁸, P. Giromini⁵⁹, D. Giugni^{94a}, F. Giuli¹²², C. Giuliani¹⁰³, M. Giulini^{60b}, B. K. Gjelsten¹²¹, S. Gkaitatzis¹⁵⁶, I. Gkialas¹⁵⁶, E. L. Gkoukousis¹³⁹, L. K. Gladilin¹⁰¹, C. Glasman⁸⁵, J. Glatzer¹³, P. C. F. Glaysheer⁴⁹, A. Glazov⁴⁵, M. Goblirsch-Kolb²⁵, J. Godlewski⁴², S. Goldfarb⁹¹, T. Golling⁵², D. Golubkov¹³², A. Gomes^{128a,128b,128d}, R. Gonçalves^{128a}, J. Goncalves Pinto Firmino Da Costa¹³⁸, G. Gonella⁵¹, L. Gonella¹⁹, A. Gongadze⁶⁸, S. González de la Hoz¹⁷⁰, S. Gonzalez-Sevilla⁵², L. Goossens³², P. A. Gorbounov⁹⁹, H. A. Gordon²⁷, I. Gorelov¹¹⁹, B. Gorini³², E. Gorini^{76a,76b}, A. Gorišek⁷⁸, A. T. Goshaw⁴⁸, C. Gössling⁴⁶, M. I. Gostkin⁶⁸, C. R. Goudet¹¹⁹, D. Goujdami^{137c}, A. G. Goussiou¹⁴⁰, N. Govender^{147b,q}, E. Gozani¹⁵⁴, L. Graber⁵⁷, I. Grabowska-Bold^{41a}, P. O. J. Gradin⁵⁸, P. Grafström^{22a,22b}, J. Gramling⁵², E. Gramstad¹²¹, S. Grancagnolo¹⁷, V. Gratchev¹²⁵, P. M. Gravila^{28e}, H. M. Gray³², E. Graziani^{136a}, Z. D. Greenwood^{82,r}, C. Grefe²³, K. Gregersen⁸¹, I. M. Gregor⁴⁵, P. Grenier¹⁴⁵, K. Grevtsov⁵, J. Griffiths⁸, A. A. Grillo¹³⁹, K. Grimm⁷⁵, S. Grinstein^{13,s}, Ph. Gris³⁷, J.-F. Grivaz¹¹⁹, S. Groh⁸⁶, E. Gross¹⁷⁵, J. Grosse-Knetter⁵⁷, G. C. Grossi⁸², Z. J. Grout⁸¹, L. Guan⁹², W. Guan¹⁷⁶, J. Guenther⁶⁵, F. Guescini⁵², D. Guest¹⁶⁶, O. Gueta¹⁵⁵, B. Gui¹¹³, E. Guido^{53a,53b}, T. Guillemain⁵, S. Guindon², U. Gul⁵⁶, C. Gumpert³², J. Guo^{36c}, W. Guo⁹², Y. Guo^{36a,p}, R. Gupta⁴³, S. Gupta¹²², G. Gustavino^{134a,134b}, P. Gutierrez¹¹⁵, N. G. Gutierrez Ortiz⁸¹, C. Gutsche⁸¹, C. Guyot¹³⁸, C. Gwenlan¹²², C. B. Gwilliam⁷⁷, A. Haas¹¹², C. Haber¹⁶, H. K. Hadavand⁸, N. Haddad^{137e}, A. Hader⁸⁸, S. Hageböck²³, M. Hagihara¹⁶⁴, H. Hakobyan^{180,*}

M. Haleem⁴⁵, J. Haley¹¹⁶, G. Halladjian⁹³, G. D. Hallewell⁸⁸, K. Hamacher¹⁷⁸, P. Hamal¹¹⁷, K. Hamano¹⁷², A. Hamilton^{147a}, G. N. Hamity¹⁴¹, P. G. Hamnett⁴⁵, L. Han^{36a}, S. Han^{35a}, K. Hanagaki^{69,t}, K. Hanawa¹⁵⁷, M. Hance¹³⁹, B. Haney¹²⁴, P. Hanke^{60a}, R. Hanna¹³⁸, J. B. Hansen³⁹, J. D. Hansen³⁹, M. C. Hansen²³, P. H. Hansen³⁹, K. Hara¹⁶⁴, A. S. Hard¹⁷⁶, T. Harenberg¹⁷⁸, F. Hariri¹¹⁹, S. Harkusha⁹⁵, R. D. Harrington⁴⁹, P. F. Harrison¹⁷³, F. Hartjes¹⁰⁹, N. M. Hartmann¹⁰², M. Hasegawa⁷⁰, Y. Hasegawa¹⁴², A. Hasib¹¹⁵, S. Hassani¹³⁸, S. Haug¹⁸, R. Hauser⁹³, L. Hauswald⁴⁷, M. Havranek¹²⁹, C. M. Hawkes¹⁹, R. J. Hawkins³², D. Hayakawa¹⁵⁹, D. Hayden⁹³, C. P. Hays¹²², J. M. Hays⁷⁹, H. S. Hayward⁷⁷, S. J. Haywood¹³³, S. J. Head¹⁹, T. Heck⁸⁶, V. Hedberg⁸⁴, L. Heelan⁸, S. Heim¹²⁴, T. Heim¹⁶, B. Heinemann⁴⁵, J. J. Heinrich¹⁰², L. Heinrich¹¹², C. Heinz⁵⁵, J. Hejbal¹²⁹, L. Helary³², S. Hellman^{148a,148b}, C. Helsen³², J. Henderson¹²², R. C. W. Henderson⁷⁵, Y. Heng¹⁷⁶, S. Henkelmann¹⁷¹, A. M. Henriques Correia³², S. Henrot-Versille¹¹⁹, G. H. Herbert¹⁷, H. Herde²⁵, V. Herget¹⁷⁷, Y. Hernández Jiménez^{147c}, G. Herten⁵¹, R. Hertenberger¹⁰², L. Hervas³², G. G. Hesketh⁸¹, N. P. Hessey¹⁰⁹, J. W. Hetherly⁴³, E. Higón-Rodríguez¹⁷⁰, E. Hill¹⁷², J. C. Hill³⁰, K. H. Hiller⁴⁵, S. J. Hillier¹⁹, I. Hinchliffe¹⁶, E. Hines¹²⁴, M. Hirose⁵¹, D. Hirschbuehl¹⁷⁸, O. Hladik¹²⁹, X. Hoad⁴⁹, J. Hobbs¹⁵⁰, N. Hod^{163a}, M. C. Hodgkinson¹⁴¹, P. Hodgson¹⁴¹, A. Hoecker³², M. R. Hoferkamp¹⁰⁷, F. Hoening¹⁰², D. Hohn²³, T. R. Holmes¹⁶, M. Homann⁴⁶, S. Honda¹⁶⁴, T. Honda⁶⁹, T. M. Hong¹²⁷, B. H. Hooberman¹⁶⁹, W. H. Hopkins¹¹⁸, Y. Horii¹⁰⁵, A. J. Horton¹⁴⁴, J.-Y. Hostachy⁵⁸, S. Hou¹⁵³, A. Houmada^{137a}, J. Howarth⁴⁵, J. Hoya⁷⁴, M. Hrabovsky¹¹⁷, I. Hristova¹⁷, J. Hrivnac¹¹⁹, T. Hryn'ova⁵, A. Hrynevich⁹⁶, P. J. Hsu⁶³, S.-C. Hsu¹⁴⁰, Q. Hu^{36a}, S. Hu^{36c}, Y. Huang⁴⁵, Z. Hubacek¹³⁰, F. Hubaut⁸⁸, F. Huegging²³, T. B. Huffman¹²², E. W. Hughes³⁸, G. Hughes⁷⁵, M. Huhtinen³², P. Huo¹⁵⁰, N. Huseynov^{68,b}, J. Huston⁹³, J. Huth⁵⁹, G. Iacobucci⁵², G. Iakovidis²⁷, I. Ibragimov¹⁴³, L. Iconomidou-Fayard¹¹⁹, E. Ideal¹⁷⁹, Z. Idrissi^{137e}, P. Iengo³², O. Igonkina^{109,u}, T. Iizawa¹⁷⁴, Y. Ikegami⁶⁹, M. Ikeno⁶⁹, Y. Ilchenko^{11,v}, D. Iliadis¹⁵⁶, N. Ilic¹⁴⁵, G. Introzzi^{123a,123b}, P. Ioannou^{9,*}, M. Iodice^{136a}, K. Iordanidou³⁸, V. Ippolito⁵⁹, N. Ishijima¹²⁰, M. Ishino¹⁵⁷, M. Ishitsuka¹⁵⁹, C. Issever¹²², S. Istin^{20a}, F. Ito¹⁶⁴, J. M. Iturbe Ponce⁸⁷, R. Iuppa^{162a,162b}, H. Iwasaki⁶⁹, J. M. Izen⁴⁴, V. Izzo^{106a}, S. Jabbar³, B. Jackson¹²⁴, P. Jackson¹, V. Jain², K. B. Jakobi⁸⁶, K. Jakobs⁵¹, S. Jakobsen³², T. Jakoubek¹²⁹, D. O. Jamin¹¹⁶, D. K. Jana⁸², R. Jansky⁶⁵, J. Janssen²³, M. Janus⁵⁷, P. A. Janus^{41a}, G. Jarlskog⁸⁴, N. Javadov^{68,b}, T. Javůrek⁵¹, F. Jeanneau¹³⁸, L. Jeanty¹⁶, J. Jejelava^{54a,w}, G.-Y. Jeng¹⁵², P. Jenni^{51,x}, C. Jeske¹⁷³, S. Jézéquel⁵, H. Ji¹⁷⁶, J. Jia¹⁵⁰, H. Jiang⁶⁷, Y. Jiang^{36a}, Z. Jiang¹⁴⁵, S. Jiggins⁸¹, J. Jimenez Pena¹⁷⁰, S. Jin^{35a}, A. Jinaru^{28b}, O. Jinnouchi¹⁵⁹, H. Jivan^{147c}, P. Johansson¹⁴¹, K. A. Johns⁷, C. A. Johnson⁶⁴, W. J. Johnson¹⁴⁰, K. Jon-And^{148a,148b}, G. Jones¹⁷³, R. W. L. Jones⁷⁵, S. Jones⁷, T. J. Jones⁷⁷, J. Jongmanns^{60a}, P. M. Jorge^{128a,128b}, J. Jovicevic^{163a}, X. Ju¹⁷⁶, A. Juste Rozas^{13,s}, M. K. Köhler¹⁷⁵, A. Kaczmarek⁴², M. Kado¹¹⁹, H. Kagan¹¹³, M. Kagan¹⁴⁵, S. J. Kahn⁸⁸, T. Kaji¹⁷⁴, E. Kajomovitz⁴⁸, C. W. Kalderon¹²², A. Kaluza⁸⁶, S. Kama⁴³, A. Kamenshchikov¹³², N. Kanaya¹⁵⁷, S. Kaneti³⁰, L. Kanjir⁷⁸, V. A. Kantserov¹⁰⁰, J. Kanzaki⁶⁹, B. Kaplan¹¹², L. S. Kaplan¹⁷⁶, A. Kapliy³³, D. Kar^{147c}, K. Karakostas¹⁰, A. Karamaoun³, N. Karastathis¹⁰, M. J. Kareem⁵⁷, E. Karentzos¹⁰, M. Karnevskiy⁸⁶, S. N. Karpov⁶⁸, Z. M. Karpova⁶⁸, K. Karthik¹¹², V. Kartvelishvili⁷⁵, A. N. Karyukhin¹³², K. Kasahara¹⁶⁴, L. Kashif¹⁷⁶, R. D. Kass¹¹³, A. Kastanas¹⁴⁹, Y. Kataoka¹⁵⁷, C. Kato¹⁵⁷, A. Katre⁵², J. Katzy⁴⁵, K. Kawade¹⁰⁵, K. Kawagoe⁷³, T. Kawamoto¹⁵⁷, G. Kawamura⁵⁷, V. F. Kazanin^{111,c}, R. Keeler¹⁷², R. Kehoe⁴³, J. S. Keller⁴⁵, J. J. Kempster⁸⁰, H. Keoshkerian¹⁶¹, O. Kepka¹²⁹, B. P. Kerševan⁷⁸, S. Kersten¹⁷⁸, R. A. Keyes⁹⁰, M. Khader¹⁶⁹, F. Khalil-zada¹², A. Khanov¹¹⁶, A. G. Kharlamov^{111,c}, T. Kharlamova¹¹¹, T. J. Khoo⁵², V. Khovanskiy⁹⁹, E. Khramov⁶⁸, J. Khubua^{54b,y}, S. Kido⁷⁰, C. R. Kilby⁸⁰, H. Y. Kim⁸, S. H. Kim¹⁶⁴, Y. K. Kim³³, N. Kimura¹⁵⁶, O. M. Kind¹⁷, B. T. King⁷⁷, M. King¹⁷⁰, J. Kirk¹³³, A. E. Kiryunin¹⁰³, T. Kishimoto¹⁵⁷, D. Kisielewska^{41a}, F. Kiss⁵¹, K. Kiuchi¹⁶⁴, O. Kivernyk¹³⁸, E. Kladiva^{146b}, T. Klapdor-kleingrothaus⁵¹, M. H. Klein³⁸, M. Klein⁷⁷, U. Klein⁷⁷, K. Kleinknecht⁸⁶, P. Klimek¹¹⁰, A. Klimentov²⁷, R. Klingenberg⁴⁶, T. Klioutchnikova³², E.-E. Kluge^{60a}, P. Kluit¹⁰⁹, S. Kluth¹⁰³, J. Knapik⁴², E. Kneringer⁶⁵, E. B. F. G. Knoops⁸⁸, A. Knue¹⁰³, A. Kobayashi¹⁵⁷, D. Kobayashi¹⁵⁹, T. Kobayashi¹⁵⁷, M. Kobel⁴⁷, M. Kocian¹⁴⁵, P. Kodys¹³¹, T. Koffas³¹, E. Koffeman¹⁰⁹, N. M. Köhler¹⁰³, T. Koi¹⁴⁵, H. Kolanoski¹⁷, M. Kolb^{60b}, I. Koletsou⁵, A. A. Komar^{98,*}, Y. Komori¹⁵⁷, T. Kondo⁶⁹, N. Kondrashova^{36c}, K. Köneke⁵¹, A. C. König¹⁰⁸, T. Kono^{69,z}, R. Konoplich^{112,aa}, N. Konstantinidis⁸¹, R. Kopeliansky⁶⁴, S. Koperny^{41a}, A. K. Kopp⁵¹, K. Korcyl⁴², K. Kordas¹⁵⁶, A. Korn⁸¹, A. A. Korol^{111,c}, I. Korolkov¹³, E. V. Korolkova¹⁴¹, O. Kortner¹⁰³, S. Kortner¹⁰³, T. Kosek¹³¹, V. V. Kostyukhin²³, A. Kotwal⁴⁸, A. Koulouris¹⁰, A. Kourkoumeli-Charalampidi^{123a,123b}, C. Kourkoumelis⁹, V. Kouskoura²⁷, A. B. Kowalewska⁴², R. Kowalewski¹⁷², T. Z. Kowalski^{41a}, C. Kozakai¹⁵⁷, W. Kozanecki¹³⁸, A. S. Kozhin¹³², V. A. Kramarenko¹⁰¹, G. Kramberger⁷⁸, D. Krasnopevtsev¹⁰⁰, M. W. Krasny⁸³, A. Krasznahorkay³², A. Kravchenko²⁷, M. Kretz^{60c}, J. Kretzschmar⁷⁷, K. Kreutzfeldt⁵⁵, P. Krieger¹⁶¹, K. Krizka³³, K. Kroeninger⁴⁶, H. Kroha¹⁰³, J. Kroll¹²⁴, J. Kroseberg²³, J. Krstic¹⁴, U. Kruchonak⁶⁸, H. Krüger²³, N. Krumnack⁶⁷, M. C. Kruse⁴⁸, M. Kruskal²⁴, T. Kubota⁹¹, H. Kucuk⁸¹, S. Kuday^{4b}, J. T. Kuechler¹⁷⁸, S. Kuehn⁵¹, A. Kugel^{60c}, F. Kuger¹⁷⁷, T. Kuhl⁴⁵, V. Kukhtin⁶⁸, R. Kukla¹³⁸, Y. Kulchitsky⁹⁵, S. Kuleshov^{34b}, M. Kuna^{134a,134b}, T. Kunigo⁷¹, A. Kupco¹²⁹, O. Kuprash¹⁵⁵, H. Kurashige⁷⁰, L. L. Kurchaninov^{163a}, Y. A. Kurochkin⁹⁵, M. G. Kurth⁴⁴, V. Kus¹²⁹, E. S. Kuwertz¹⁷², M. Kuze¹⁵⁹, J. Kvita¹¹⁷, T. Kwan¹⁷², D. Kyriazopoulos¹⁴¹, A. La Rosa¹⁰³, J. L. La Rosa Navarro^{26d}, L. La Rotonda^{40a,40b}

C. Lacasta¹⁷⁰, F. Lacava^{134a,134b}, J. Lacey³¹, H. Lacker¹⁷, D. Lacour⁸³, E. Ladygin⁶⁸, R. Lafaye⁵, B. Laforge⁸³, T. Lagouri¹⁷⁹, S. Lai⁵⁷, S. Lammers⁶⁴, W. Lampl⁷, E. Lançon¹³⁸, U. Landgraf⁵¹, M. P. J. Landon⁷⁹, M. C. Lanfermann⁵², V. S. Lang^{60a}, J. C. Lange¹³, A. J. Lankford¹⁶⁶, F. Lanni²⁷, K. Lantzsich²³, A. Lanza^{123a}, S. Laplace⁸³, C. Lapoire³², J. F. Laporte¹³⁸, T. Lari^{94a}, F. Lasagni Manghi^{22a,22b}, M. Lassnig³², P. Laurelli⁵⁰, W. Lavrijsen¹⁶, A. T. Law¹³⁹, P. Laycock⁷⁷, T. Lazovich⁵⁹, M. Lazzaroni^{94a,94b}, B. Le⁹¹, O. Le Dortz⁸³, E. Le Guirriec⁸⁸, E. P. Le Quilleuc¹³⁸, M. LeBlanc¹⁷², T. LeCompte⁶, F. Ledroit-Guillon⁵⁸, C. A. Lee²⁷, S. C. Lee¹⁵³, L. Lee¹, B. Lefebvre⁹⁰, G. Lefebvre⁸³, M. Lefebvre¹⁷², F. Legger¹⁰², C. Leggett¹⁶, A. Lehan⁷⁷, G. Lehmann Miotto³², X. Lei⁷, W. A. Leight³¹, A. G. Leister¹⁷⁹, M. A. L. Leite^{26d}, R. Leitner¹³¹, D. Lellouch¹⁷⁵, B. Lemmer⁵⁷, K. J. C. Leney⁸¹, T. Lenz²³, B. Lenzi³², R. Leone⁷, S. Leone^{126a,126b}, C. Leonidopoulos⁴⁹, S. Leontsinis¹⁰, G. Lerner¹⁵¹, C. Leroy⁹⁷, A. A. J. Lesage¹³⁸, C. G. Lester³⁰, M. Levchenko¹²⁵, J. Levêque⁵, D. Levin⁹², L. J. Levinson¹⁷⁵, M. Levy¹⁹, D. Lewis⁷⁹, M. Leyton⁴⁴, B. Li^{36a,p}, C. Li^{36a}, H. Li¹⁵⁰, L. Li⁴⁸, L. Li^{36c}, Q. Li^{35a}, S. Li⁴⁸, X. Li⁸⁷, Y. Li¹⁴³, Z. Liang^{35a}, B. Liberti^{135a}, A. Liblong¹⁶¹, P. Lichard³², K. Lie¹⁶⁹, J. Liebal²³, W. Liebig¹⁵, A. Limosani¹⁵², S. C. Lin^{153,ab}, T. H. Lin⁸⁶, B. E. Lindquist¹⁵⁰, A. E. Lioni⁵², E. Lipeles¹²⁴, A. Lipniacka¹⁵, M. Lisovyi^{60b}, T. M. Liss¹⁶⁹, A. Lister¹⁷¹, A. M. Litke¹³⁹, B. Liu^{153,ac}, D. Liu¹⁵³, H. Liu⁹², H. Liu²⁷, J. Liu^{36b}, J. B. Liu^{36a}, K. Liu⁸⁸, L. Liu¹⁶⁹, M. Liu^{36a}, Y. L. Liu^{36a}, Y. Liu^{36a}, M. Livan^{123a,123b}, A. Lleres⁵⁸, J. Llorente Merino^{35a}, S. L. Lloyd⁷⁹, F. Lo Sterzo¹⁵³, E. M. Lobodzinska⁴⁵, P. Loch⁷, F. K. Loebinger⁸⁷, K. M. Loew²⁵, A. Loginov^{179,*}, T. Lohse¹⁷, K. Lohwasser⁴⁵, M. Lokajicek¹²⁹, B. A. Long²⁴, J. D. Long¹⁶⁹, R. E. Long⁷⁵, L. Longo^{76a,76b}, K. A.Looper¹¹³, J. A. Lopez Lopez^{34b}, D. Lopez Mateos⁵⁹, B. Lopez Paredes¹⁴¹, I. Lopez Paz¹³, A. Lopez Solis⁸³, J. Lorenz¹⁰², N. Lorenzo Martinez⁶⁴, M. Losada²¹, P. J. Lösel¹⁰², X. Lou^{35a}, A. Lounis¹¹⁹, J. Love⁶, P. A. Love⁷⁵, H. Lu^{62a}, N. Lu⁹², H. J. Lubatti¹⁴⁰, C. Luci^{134a,134b}, A. Lucotte⁵⁸, C. Luedtke⁵¹, F. Luehring⁶⁴, W. Lukas⁶⁵, L. Luminari^{134a}, O. Lundberg^{148a,148b}, B. Lund-Jensen¹⁴⁹, P. M. Luzzi⁸³, D. Lynn²⁷, R. Lysak¹²⁹, E. Lytken⁸⁴, V. Lyubushkin⁶⁸, H. Ma²⁷, L. L. Ma^{36b}, Y. Ma^{36b}, G. Maccarrone⁵⁰, A. Macchiolo¹⁰³, C. M. Macdonald¹⁴¹, B. Maček⁷⁸, J. Machado Miguens^{124,128b}, D. Madaffari⁸⁸, R. Madar³⁷, H. J. Maddocks¹⁶⁸, W. F. Mader⁴⁷, A. Madsen⁴⁵, J. Maeda⁷⁰, S. Maeland¹⁵, T. Maeno²⁷, A. Maeviskiy¹⁰¹, E. Magradze⁵⁷, J. Mahlstedt¹⁰⁹, C. Maiani¹¹⁹, C. Maidantchik^{26a}, A. A. Maier¹⁰³, T. Maier¹⁰², A. Maio^{128a,128b,128d}, S. Majewski¹¹⁸, Y. Makida⁶⁹, N. Makovec¹¹⁹, B. Malaescu⁸³, Pa. Malecki⁴², V. P. Maleev¹²⁵, F. Malek⁵⁸, U. Mallik⁶⁶, D. Malon⁶, C. Malone³⁰, S. Maltezos¹⁰, S. Malyukov³², J. Mamuzic¹⁷⁰, G. Mancini⁵⁰, L. Mandelli^{94a}, I. Mandić⁷⁸, J. Maneira^{128a,128b}, L. Manhaes de Andrade Filho^{26b}, J. Manjarres Ramos^{163b}, A. Mann¹⁰², A. Manousos³², B. Mansoulie¹³⁸, J. D. Mansour^{35a}, R. Mantifel⁹⁰, M. Mantoani⁵⁷, S. Manzoni^{94a,94b}, L. Mapelli³², G. Marceca²⁹, L. March⁵², G. Marchiori⁸³, M. Marcisovsky¹²⁹, M. Marjanovic¹⁴, D. E. Marley⁹², F. Marroquim^{26a}, S. P. Marsden⁸⁷, Z. Marshall¹⁶, S. Marti-Garcia¹⁷⁰, B. Martin⁹³, T. A. Martin¹⁷³, V. J. Martin⁴⁹, B. Martin dit Latour¹⁵, M. Martinez^{13,s}, V. I. Martinez Outschoorn¹⁶⁹, S. Martin-Haugh¹³³, V. S. Martoiu^{28b}, A. C. Martyniuk⁸¹, A. Marzin³², L. Masetti⁸⁶, T. Mashimo¹⁵⁷, R. Mashinistov⁹⁸, J. Masik⁸⁷, gnmA. L. Maslennikov^{111,c}, I. Massa^{22a,22b}, L. Massa^{22a,22b}, P. Mastrandrea⁵, A. Mastroberardino^{40a,40b}, T. Masubuchi¹⁵⁷, P. Mättig¹⁷⁸, J. Mattmann⁸⁶, J. Maurer^{28b}, S. J. Maxfield⁷⁷, D. A. Maximov^{111,c}, R. Mazini¹⁵³, I. Maznas¹⁵⁶, S. M. Mazza^{94a,94b}, N. C. Mc Fadden¹⁰⁷, G. Mc Goldrick¹⁶¹, S. P. Mc Kee⁹², A. McCam⁹², R. L. McCarthy¹⁵⁰, T. G. McCarthy¹⁰³, L. I. McClymont⁸¹, E. F. McDonald⁹¹, J. A. Mcfayden⁸¹, G. Mchedlidze⁵⁷, S. J. McMahon¹³³, R. A. McPherson^{172,m}, M. Medinnis⁴⁵, S. Meehan¹⁴⁰, S. Mehlhase¹⁰², A. Mehta⁷⁷, K. Meier^{60a}, C. Meineck¹⁰², B. Meirose⁴⁴, D. Melini¹⁷⁰, B. R. Mellado Garcia^{147c}, M. Melo^{146a}, F. Meloni¹⁸, S. B. Menary⁸⁷, L. Meng⁷⁷, X. T. Meng⁹², A. Mengarelli^{22a,22b}, S. Menke¹⁰³, E. Meoni¹⁶⁵, S. Mergelmeyer¹⁷, P. Mermod⁵², L. Merola^{106a,106b}, C. Meroni^{94a}, F. S. Merritt³³, A. Messina^{134a,134b}, J. Metcalfe⁶, A. S. Mete¹⁶⁶, C. Meyer⁸⁶, C. Meyer¹²⁴, J-P. Meyer¹³⁸, J. Meyer¹⁰⁹, H. Meyer Zu Theenhausen^{60a}, F. Miano¹⁵¹, R. P. Middleton¹³³, S. Miglioranza^{53a,53b}, L. Mijović⁴⁹, G. Mikenberg¹⁷⁵, M. Mikesstikova¹²⁹, M. Mikuz⁷⁸, M. Milesi⁹¹, A. Milic²⁷, D. W. Miller³³, C. Mills⁴⁹, A. Milov¹⁷⁵, D. A. Milstead^{148a,148b}, A. A. Minaenko¹³², Y. Minami¹⁵⁷, I. A. Minashvili⁶⁸, A. I. Mincer¹¹², B. Mindur^{41a}, M. Mineev⁶⁸, Y. Minegishi¹⁵⁷, Y. Ming¹⁷⁶, L. M. Mir¹³, K. P. Mistry¹²⁴, T. Mitani¹⁷⁴, J. Mitrevski¹⁰², V. A. Mitsou¹⁷⁰, A. Miucci¹⁸, P. S. Miyagawa¹⁴¹, A. Mizukami⁶⁹, J. U. Mjörnmark⁸⁴, M. Mlynarikova¹³¹, T. Moa^{148a,148b}, K. Mochizuki⁹⁷, P. Mogg⁵¹, S. Mohapatra³⁸, S. Molander^{148a,148b}, R. Moles-Valls²³, R. Monden⁷¹, M. C. Mondragon⁹³, K. Mönig⁴⁵, J. Monk³⁹, E. Monnier⁸⁸, A. Montalbano¹⁵⁰, J. Montejo Berlingen³², F. Monticelli⁷⁴, S. Monzani^{94a,94b}, R. W. Moore³, N. Morange¹¹⁹, D. Moreno²¹, M. Moreno Llacer⁵⁷, P. Morettini^{53a}, S. Morgenstern³², D. Mori¹⁴⁴, T. Mori¹⁵⁷, M. Morii⁵⁹, M. Morinaga¹⁵⁷, V. Morisbak¹²¹, S. Moritz⁸⁶, A. K. Morley¹⁵², G. Mornacchi³², J. D. Morris⁷⁹, S. S. Mortensen³⁹, L. Morvaj¹⁵⁰, P. Moschovakos¹⁰, M. Mosidze^{54b}, H. J. Moss¹⁴¹, J. Moss^{145,ad}, K. Motohashi¹⁵⁹, R. Mount¹⁴⁵, E. Mountricha²⁷, E. J. W. Moyse⁸⁹, S. Muanza⁸⁸, R. D. Mudd¹⁹, F. Mueller¹⁰³, J. Mueller¹²⁷, R. S. P. Mueller¹⁰², T. Mueller³⁰, D. Muenstermann⁷⁵, P. Mullen⁵⁶, G. A. Mullier¹⁸, F. J. Munoz Sanchez⁸⁷, J. A. Murillo Quijada¹⁹, W. J. Murray^{133,173}, H. Musheghyan⁵⁷, M. Muškinja⁷⁸, A. G. Myagkov^{132,ae}, M. Myska¹³⁰, B. P. Nachman¹⁶, O. Nackenhorst⁵², K. Nagai¹²², R. Nagai^{69,z}, K. Nagano⁶⁹, Y. Nagasaka⁶¹, K. Nagata¹⁶⁴, M. Nagel⁵¹, E. Nagy⁸⁸, A. M. Nairz³², Y. Nakahama¹⁰⁵, K. Nakamura⁶⁹, T. Nakamura¹⁵⁷, I. Nakano¹¹⁴, R. F. Naranjo Garcia⁴⁵

R. Narayan¹¹, D. I. Narrias Villar^{60a}, I. Naryshkin¹²⁵, T. Naumann⁴⁵, G. Navarro²¹, R. Nayyar⁷, H. A. Neal⁹², P. Yu. Nechaeva⁹⁸, T. J. Neep⁸⁷, A. Negri^{123a,123b}, M. Negrini^{22a}, S. Nektarijevic¹⁰⁸, C. Nellist¹¹⁹, A. Nelson¹⁶⁶, S. Nemecek¹²⁹, P. Nemethy¹¹², A. A. Nepomuceno^{26a}, M. Nessi^{32,af}, M. S. Neubauer¹⁶⁹, M. Neumann¹⁷⁸, R. M. Neves¹¹², P. Nevski²⁷, P. R. Newman¹⁹, D. H. Nguyen⁶, T. Nguyen Manh⁹⁷, R. B. Nickerson¹²², R. Nicolaidou¹³⁸, J. Nielsen¹³⁹, V. Nikolaenko^{132,ae}, I. Nikolic-Audit⁸³, K. Nikolopoulos¹⁹, J. K. Nilsen¹²¹, P. Nilsson²⁷, Y. Ninomiya¹⁵⁷, A. Nisati^{134a}, R. Nisius¹⁰³, T. Nobe¹⁵⁷, M. Nomachi¹²⁰, I. Nomidis³¹, T. Nooney⁷⁹, S. Norberg¹¹⁵, M. Nordberg³², N. Norjoharuddeen¹²², O. Novgorodova⁴⁷, S. Nowak¹⁰³, M. Nozaki⁶⁹, L. Nozka¹¹⁷, K. Ntekas¹⁶⁶, E. Nurse⁸¹, F. Nuti⁹¹, F. O'grady⁷, D. C. O'Neil¹⁴⁴, A. A. O'Rourke⁴⁵, V. O'Shea⁵⁶, F. G. Oakham^{31,d}, H. Oberlack¹⁰³, T. Obermann²³, J. Ocariz⁸³, A. Ochi⁷⁰, I. Ochoa³⁸, J. P. Ochoa-Ricoux^{34a}, S. Oda⁷³, S. Odaka⁶⁹, H. Ogren⁶⁴, A. Oh⁸⁷, S. H. Oh⁴⁸, C. C. Ohm¹⁶, H. Ohman¹⁶⁸, H. Oide^{53a,53b}, H. Okawa¹⁶⁴, Y. Okumura¹⁵⁷, T. Okuyama⁶⁹, A. Olariu^{28b}, L. F. Oleiro Seabra^{128a}, S. A. Olivares Pino⁴⁹, D. Oliveira Damazio²⁷, A. Olszewski⁴², J. Olszowska⁴², A. Onofre^{128a,128e}, K. Onogi¹⁰⁵, P. U. E. Onyisi^{11,v}, M. J. Oreglia³³, Y. Oren¹⁵⁵, D. Orestano^{136a,136b}, N. Orlando^{62b}, R. S. Orr¹⁶¹, B. Osculati^{53a,53b,*}, R. Ospanov⁸⁷, G. Otero y Garzon²⁹, H. Otono⁷³, M. Ouchrif^{137d}, F. Ould-Saada¹²¹, A. Ouraou¹³⁸, K. P. Oussoren¹⁰⁹, Q. Ouyang^{35a}, M. Owen⁵⁶, R. E. Owen¹⁹, V. E. Ozcan^{20a}, N. Ozturk⁸, K. Pachal¹⁴⁴, A. Pacheco Pages¹³, L. Pacheco Rodriguez¹³⁸, C. Padilla Aranda¹³, M. Pagáčová⁵¹, S. Pagan Griso¹⁶, M. Paganini¹⁷⁹, F. Paige²⁷, P. Pais⁸⁹, K. Pajchel¹²¹, G. Palacino⁶⁴, S. Palazzo^{40a,40b}, S. Palestini³², M. Palka^{41b}, D. Pallin³⁷, E. St. Panagiotopoulou¹⁰, C. E. Pandini⁸³, J. G. Panduro Vazquez⁸⁰, P. Pani^{148a,148b}, S. Panitkin²⁷, D. Pantea^{28b}, L. Paolozzi⁵², Th. D. Papadopoulou¹⁰, K. Papageorgiou¹⁵⁶, A. Paramonov⁶, D. Paredes Hernandez¹⁷⁹, A. J. Parker⁷⁵, M. A. Parker³⁰, K. A. Parker¹⁴¹, F. Parodi^{53a,53b}, J. A. Parsons³⁸, U. Parzefall⁵¹, V. R. Pascuzzi¹⁶¹, E. Pasqualucci^{134a}, S. Passaggio^{53a}, Fr. Pastore⁸⁰, G. Pásztor^{31,ag}, S. Patariaia¹⁷⁸, J. R. Pater⁸⁷, T. Pauly³², J. Pearce¹⁷², B. Pearson¹¹⁵, L. E. Pedersen³⁹, M. Pedersen¹²¹, S. Pedraza Lopez¹⁷⁰, R. Pedro^{128a,128b}, S. V. Peleganchuk^{111,c}, O. Penc¹²⁹, C. Peng^{35a}, H. Peng^{36a}, J. Penwell⁶⁴, B. S. Peralva^{26b}, M. M. Perego¹³⁸, D. V. Perepelitsa²⁷, E. Perez Codina^{163a}, L. Perini^{94a,94b}, H. Pernegger³², S. Perrella^{106a,106b}, R. Peschke⁴⁵, V. D. Peshekhonov⁶⁸, K. Peters⁴⁵, R. F. Y. Peters⁸⁷, B. A. Petersen³², T. C. Petersen³⁹, E. Petit⁵⁸, A. Petridis¹, C. Petridou¹⁵⁶, P. Petroff¹¹⁹, E. Petrolu^{134a}, M. Petrov¹²², F. Petrucci^{136a,136b}, N. E. Pettersson⁸⁹, A. Peyaud¹³⁸, R. Pezoa^{34b}, P. W. Phillips¹³³, G. Piacquadio^{145,ah}, E. Pianori¹⁷³, A. Picazio⁸⁹, E. Piccaro⁷⁹, M. Piccinini^{22a,22b}, M. A. Pickering¹²², R. Piegai²⁹, J. E. Pilcher³³, A. D. Pilkington⁸⁷, A. W. J. Pin⁸⁷, M. Pinamonti^{167a,167c,ai}, J. L. Pinfold³, A. Pingel³⁹, S. Pires⁸³, H. Pirumov⁴⁵, M. Pitt¹⁷⁵, L. Plazak^{146a}, M.-A. Pleier²⁷, V. Pleskot⁸⁶, E. Plotnikova⁶⁸, D. Pluth⁶⁷, R. Poettgen^{148a,148b}, L. Poggioli¹¹⁹, D. Pohl²³, G. Polesello^{123a}, A. Poley⁴⁵, A. Policicchio^{40a,40b}, R. Polifka¹⁶¹, A. Polini^{22a}, C. S. Pollard⁵⁶, V. Polychronakos²⁷, K. Pommès³², L. Pontecorvo^{134a}, B. G. Pope⁹³, G. A. Popeneciu^{28c}, A. Poppleton³², S. Pospisil¹³⁰, K. Potamianos¹⁶, I. N. Potrap⁶⁸, C. J. Potter³⁰, C. T. Potter¹¹⁸, G. Poulard³², J. Poveda³², V. Pozdnyakov⁶⁸, M. E. Pozo Astigarraga³², P. Pralavorio⁸⁸, A. Pranko¹⁶, S. Prell⁶⁷, D. Price⁸⁷, L. E. Price⁶, M. Primavera^{76a}, S. Prince⁹⁰, K. Prokofiev^{62c}, F. Prokoshin^{34b}, S. Protopopescu²⁷, J. Proudfoot⁶, M. Przybycien^{41a}, D. Puddu^{136a,136b}, M. Purohit^{27,aj}, P. Puzo¹¹⁹, J. Qian⁹², G. Qin⁵⁶, Y. Qin⁸⁷, A. Quadt⁵⁷, W. B. Quayle^{167a,167b}, M. Queitsch-Maitland⁴⁵, D. Quilty⁵⁶, S. Raddum¹²¹, V. Radeka²⁷, V. Radescu¹²², S. K. Radhakrishnan¹⁵⁰, P. Radloff¹¹⁸, P. Rados⁹¹, F. Ragusa^{94a,94b}, G. Rahal¹⁸¹, J. A. Raine⁸⁷, S. Rajagopalan²⁷, M. Rammensee³², C. Rangel-Smith¹⁶⁸, M. G. Ratti^{94a,94b}, D. M. Rauch⁴⁵, F. Rauscher¹⁰², S. Rave⁸⁶, T. Ravenscroft⁵⁶, I. Ravinovich¹⁷⁵, M. Raymond³², A. L. Read¹²¹, N. P. Readioff⁷⁷, M. Reale^{76a,76b}, D. M. Rebuffi^{123a,123b}, A. Redelbach¹⁷⁷, G. Redlinger²⁷, R. Reece¹³⁹, R. G. Reed^{147c}, K. Reeves⁴⁴, L. Rehnisch¹⁷, J. Reichert¹²⁴, A. Reiss⁸⁶, C. Rembser³², H. Ren^{35a}, M. Rescigno^{134a}, S. Resconi^{94a}, E. D. Resseguie¹²⁴, O. L. Rezanova^{111,c}, P. Reznicek¹³¹, R. Rezvani⁹⁷, R. Richter¹⁰³, S. Richter⁸¹, E. Richter-Was^{41b}, O. Ricken²³, M. Ridet⁸³, P. Rieck¹⁰³, C. J. Riegel¹⁷⁸, J. Rieger⁵⁷, O. Rifki¹¹⁵, M. Rijssenbeek¹⁵⁰, A. Rimoldi^{123a,123b}, M. Rimoldi¹⁸, L. Rinaldi^{22a}, B. Ristic⁵², E. Ritsch³², I. Riu¹³, F. Rizatdinova¹¹⁶, E. Rizvi⁷⁹, C. Rizzi¹³, R. T. Roberts⁸⁷, S. H. Robertson^{90,m}, A. Robichaud-Veronneau⁹⁰, D. Robinson³⁰, J. E. M. Robinson⁴⁵, A. Robson⁵⁶, C. Roda^{126a,126b}, Y. Rodina^{88,ak}, A. Rodriguez Perez¹³, D. Rodriguez Rodriguez¹⁷⁰, S. Roe³², C. S. Rogan⁵⁹, O. Røhne¹²¹, J. Roloff⁵⁹, A. Romaniouk¹⁰⁰, M. Romano^{22a,22b}, S. M. Romano Saez³⁷, E. Romero Adam¹⁷⁰, N. Rompotis¹⁴⁰, M. Ronzani⁵¹, L. Roos⁸³, E. Ros¹⁷⁰, S. Rosati^{134a}, K. Rosbach⁵¹, P. Rose¹³⁹, N.-A. Rosien⁵⁷, V. Rossetti^{148a,148b}, E. Rossi^{106a,106b}, L. P. Rossi^{53a}, J. H. N. Rosten³⁰, R. Rosten¹⁴⁰, M. Rotaru^{28b}, I. Roth¹⁷⁵, J. Rothberg¹⁴⁰, D. Rousseau¹¹⁹, A. Rozanov⁸⁸, Y. Rozen¹⁵⁴, X. Ruan^{147c}, F. Rubbo¹⁴⁵, M. S. Rudolph¹⁶¹, F. Rühr⁵¹, A. Ruiz-Martinez³¹, Z. Rurikova⁵¹, N. A. Rusakovich⁶⁸, A. Ruschke¹⁰², H. L. Russell¹⁴⁰, J. P. Rutherford⁷, N. Ruthmann³², Y. F. Ryabov¹²⁵, M. Rybar¹⁶⁹, G. Rybkin¹¹⁹, S. Ryu⁶, A. Ryzhov¹³², G. F. Rzehorz⁵⁷, A. F. Saavedra¹⁵², G. Sabato¹⁰⁹, S. Sacerdoti²⁹, H.F.-W. Sadrozinski¹³⁹, R. Sadykov⁶⁸, F. Safai Tehrani^{134a}, P. Saha¹¹⁰, M. Sahinsoy^{60a}, M. Saimpert¹³⁸, T. Saito¹⁵⁷, H. Sakamoto¹⁵⁷, Y. Sakurai¹⁷⁴, G. Salamanna^{136a,136b}, A. Salamon^{135a,135b}, J. E. Salazar Loyola^{34b}, D. Salek¹⁰⁹, P. H. Sales De Bruin¹⁴⁰, D. Saliagic¹⁰³, A. Salnikov¹⁴⁵, J. Salt¹⁷⁰, D. Salvatore^{40a,40b}, F. Salvatore¹⁵¹, A. Salvucci^{62a,62b,62c}, A. Salzburger³²

D. Sammel⁵¹, D. Sampsonidis¹⁵⁶, J. Sánchez¹⁷⁰, V. Sanchez Martinez¹⁷⁰, A. Sanchez Pineda^{106a,106b}, H. Sandaker¹²¹, R. L. Sandbach⁷⁹, M. Sandhoff¹⁷⁸, C. Sandoval²¹, D. P. C. Sankey¹³³, M. Sannino^{53a,53b}, A. Sansoni⁵⁰, C. Santoni³⁷, R. Santonico^{135a,135b}, H. Santos^{128a}, I. Santoyo Castillo¹⁵¹, K. Sapp¹²⁷, A. Saproinov⁶⁸, J. G. Saraiva^{128a,128d}, B. Sarrazin²³, O. Sasaki⁶⁹, K. Sato¹⁶⁴, E. Sauvan⁵, G. Savage⁸⁰, P. Savard^{161,d}, N. Savic¹⁰³, C. Sawyer¹³³, L. Sawyer^{82,r}, J. Saxon³³, C. Sbarra^{22a}, A. Sbrizzi^{22a,22b}, T. Scanlon⁸¹, D. A. Scannicchio¹⁶⁶, M. Scarcella¹⁵², V. Scarfone^{40a,40b}, J. Schaarschmidt¹⁷⁵, P. Schacht¹⁰³, B. M. Schachtner¹⁰², D. Schaefer³², L. Schaefer¹²⁴, R. Schaefer⁴⁵, J. Schaeffer⁸⁶, S. Schaepe²³, S. Schaezel^{60b}, U. Schäfer⁸⁶, A. C. Schaffer¹¹⁹, D. Schaile¹⁰², R. D. Schamberger¹⁵⁰, V. Scharf^{60a}, V. A. Schegelsky¹²⁵, D. Scheirich¹³¹, M. Schernau¹⁶⁶, C. Schiavi^{53a,53b}, S. Schier¹³⁹, C. Schillo⁵¹, M. Schioppa^{40a,40b}, S. Schlenker³², K. R. Schmidt-Sommerfeld¹⁰³, K. Schmieden³², C. Schmitt⁸⁶, S. Schmitt⁴⁵, S. Schmitz⁸⁶, B. Schneider^{163a}, U. Schnoor⁵¹, L. Schoeffel¹³⁸, A. Schoening^{60b}, B. D. Schoenrock⁹³, E. Schopf²³, M. Schott⁸⁶, J. F. P. Schouwenberg¹⁰⁸, J. Schovancova⁸, S. Schramm⁵², M. Schreyer¹⁷⁷, N. Schuh⁸⁶, A. Schulte⁸⁶, M. J. Schultens²³, H.-C. Schultz-Coulon^{60a}, H. Schulz¹⁷, M. Schumacher⁵¹, B. A. Schumm¹³⁹, Ph. Schune¹³⁸, A. Schwartzman¹⁴⁵, T. A. Schwarz⁹², H. Schweiger⁸⁷, Ph. Schwemling¹³⁸, R. Schwienhorst⁹³, J. Schwindling¹³⁸, T. Schwindt²³, G. Sciolla²⁵, F. Scuri^{126a,126b}, F. Scutti⁹¹, J. Searcy⁹², P. Seema²³, S. C. Seidel¹⁰⁷, A. Seiden¹³⁹, F. Seifert¹³⁰, J. M. Seixas^{26a}, G. Sekhniaidze^{106a}, K. Sekhon⁹², S. J. Sekula⁴³, D. M. Seliverstov^{125,*}, N. Semprini-Cesari^{22a,22b}, C. Serfon¹²¹, L. Serin¹¹⁹, L. Serkin^{167a,167b}, M. Sessa^{136a,136b}, R. Seuster¹⁷², H. Severini¹¹⁵, T. Sfiligoj⁷⁸, F. Sforza³², A. Sfyrila⁵², E. Shabalina⁵⁷, N. W. Shaikh^{148a,148b}, L. Y. Shan^{35a}, R. Shang¹⁶⁹, J. T. Shank²⁴, M. Shapiro¹⁶, P. B. Shatalov⁹⁹, K. Shaw^{167a,167b}, S. M. Shaw⁸⁷, A. Shcherbakova^{148a,148b}, C. Y. Shehu¹⁵¹, P. Sherwood⁸¹, L. Shi^{153,al}, S. Shimizu⁷⁰, C. O. Shimmin¹⁶⁶, M. Shimojima¹⁰⁴, S. Shirabe⁷³, M. Shiyakova^{68,am}, A. Shmeleva⁹⁸, D. Shoaleh Saadi⁹⁷, M. J. Shochet³³, S. Shojaii^{94a}, D. R. Shope¹¹⁵, S. Shrestha¹¹³, E. Shulga¹⁰⁰, M. A. Shupe⁷, P. Sicho¹²⁹, A. M. Sickles¹⁶⁹, P. E. Sidebo¹⁴⁹, E. Sideras Haddad^{147c}, O. Sidiropoulou¹⁷⁷, D. Sidorov¹¹⁶, A. Sidoti^{22a,22b}, F. Siegert⁴⁷, Dj. Sijacki¹⁴, J. Silva^{128a,128d}, S. B. Silverstein^{148a}, V. Simak¹³⁰, Lj. Simic¹⁴, S. Simion¹¹⁹, E. Simioni⁸⁶, B. Simmons⁸¹, D. Simon³⁷, M. Simon⁸⁶, P. Sinervo¹⁶¹, N. B. Sinev¹¹⁸, M. Sioli^{22a,22b}, G. Siragusa¹⁷⁷, I. Siral⁹², S. Yu. Sivoklokov¹⁰¹, J. Sjölin^{148a,148b}, M. B. Skinner⁷⁵, H. P. Skottowe⁵⁹, P. Skubic¹¹⁵, M. Slater¹⁹, T. Slavicek¹³⁰, M. Slawinska¹⁰⁹, K. Sliwa¹⁶⁵, R. Slovak¹³¹, V. Smakhtin¹⁷⁵, B. H. Smart⁵, L. Smestad¹⁵, J. Smiesko^{146a}, S. Yu. Smirnov¹⁰⁰, Y. Smirnov¹⁰⁰, L. N. Smirnova^{101,an}, O. Smirnova⁸⁴, J. W. Smith⁵⁷, M. N. K. Smith³⁸, R. W. Smith³⁸, M. Smizanska⁷⁵, K. Smolek¹³⁰, A. A. Snesev⁹⁸, I. M. Snyder¹¹⁸, S. Snyder²⁷, R. Sobie^{172,m}, F. Socher⁴⁷, A. Soffer¹⁵⁵, D. A. Soh¹⁵³, G. Sokhrannyi⁷⁸, C. A. Solans Sanchez³², M. Solar¹³⁰, E. Yu. Soldatov¹⁰⁰, U. Soldevila¹⁷⁰, A. A. Solodkov¹³², A. Soloshenko⁶⁸, O. V. Solovyanov¹³², V. Solovyev¹²⁵, P. Sommer⁵¹, H. Son¹⁶⁵, H. Y. Song^{36a,ao}, A. Sood¹⁶, A. Sopczak¹³⁰, V. Sopko¹³⁰, V. Sorin¹³, D. Sosa^{60b}, C. L. Sotiropoulou^{126a,126b}, R. Soualah^{167a,167c}, A. M. Soukharev^{111,c}, D. South⁴⁵, B. C. Sowden⁸⁰, S. Spagnolo^{76a,76b}, M. Spalla^{126a,126b}, M. Spangenberg¹⁷³, F. Spanò⁸⁰, D. Sperlich¹⁷, F. Spettel¹⁰³, R. Spighi^{22a}, G. Spigo³², L. A. Spiller⁹¹, M. Spousta¹³¹, R. D. St. Denis^{56,*}, A. Stabile^{94a}, R. Stamen^{60a}, S. Stamm¹⁷, E. Stanecka⁴², R. W. Stanek⁶, C. Stanescu^{136a}, M. Stanescu-Bellu⁴⁵, M. M. Stanitzki⁴⁵, S. Stapnes¹²¹, E. A. Starchenko¹³², G. H. Stark³³, J. Stark⁵⁸, P. Staroba¹²⁹, P. Starovoitov^{60a}, S. Stärz³², R. Staszewski⁴², P. Steinberg²⁷, B. Stelzer¹⁴⁴, H. J. Stelzer³², O. Stelzer-Chilton^{163a}, H. Stenzel⁵⁵, G. A. Stewart⁵⁶, J. A. Stillings²³, M. C. Stockton⁹⁰, M. Stoebe⁹⁰, G. Stoicica^{28b}, P. Stolte⁵⁷, S. Stonjek¹⁰³, A. R. Stradling⁸, A. Straessner⁴⁷, M. E. Stramaglia¹⁸, J. Strandberg¹⁴⁹, S. Strandberg^{148a,148b}, A. Strandlie¹²¹, M. Strauss¹¹⁵, P. Striznec^{146b}, R. Ströhmer¹⁷⁷, D. M. Strom¹¹⁸, R. Stroynowski⁴³, A. Strubig¹⁰⁸, S. A. Stucci²⁷, B. Stugu¹⁵, N. A. Styles⁴⁵, D. Su¹⁴⁵, J. Su¹²⁷, S. Suchek^{60a}, Y. Sugaya¹²⁰, M. Suk¹³⁰, V. V. Sulin⁹⁸, S. Sultansoy^{4c}, T. Sumida⁷¹, S. Sun⁵⁹, X. Sun^{35a}, J. E. Sundermann⁵¹, K. Suruliz¹⁵¹, C. J. E. Suster¹⁵², M. R. Sutton¹⁵¹, S. Suzuki⁶⁹, M. Svatos¹²⁹, M. Swiatlowski³³, S. P. Swift², I. Sykora^{146a}, T. Sykora¹³¹, D. Ta⁵¹, K. Tackmann⁴⁵, J. Taenzer¹⁵⁵, A. Taffard¹⁶⁶, R. Tafirout^{163a}, N. Taiblum¹⁵⁵, H. Takai²⁷, R. Takashima⁷², T. Takeshita¹⁴², Y. Takubo⁶⁹, M. Talby⁸⁸, A. A. Talyshev^{111,c}, J. Tanaka¹⁵⁷, M. Tanaka¹⁵⁹, R. Tanaka¹¹⁹, S. Tanaka⁶⁹, R. Tanioka⁷⁰, B. B. Tannenwald¹¹³, S. Tapia Araya^{34b}, S. Tapprogge⁸⁶, S. Tarem¹⁵⁴, G. F. Tartarelli^{94a}, P. Tas¹³¹, M. Tasevsky¹²⁹, T. Tashiro⁷¹, E. Tassi^{40a,40b}, A. Tavares Delgado^{128a,128b}, Y. Tayalati^{137e}, A. C. Taylor¹⁰⁷, G. N. Taylor⁹¹, P. T. E. Taylor⁹¹, W. Taylor^{163b}, F. A. Teischinger³², P. Teixeira-Dias⁸⁰, K. K. Temming⁵¹, D. Temple¹⁴⁴, H. Ten Kate³², P. K. Teng¹⁵³, J. J. Teoh¹²⁰, F. Tepel¹⁷⁸, S. Terada⁶⁹, K. Terashi¹⁵⁷, J. Terron⁸⁵, S. Terzo¹³, M. Testa⁵⁰, R. J. Teuscher^{161,m}, T. Theveneaux-Pelzer⁸⁸, J. P. Thomas¹⁹, J. Thomas-Wilsker⁸⁰, P. D. Thompson¹⁹, A. S. Thompson⁵⁶, L. A. Thomsen¹⁷⁹, E. Thomson¹²⁴, M. J. Tibbetts¹⁶, R. E. Ticse Torres⁸⁸, V. O. Tikhomirov^{98,ap}, Yu. A. Tikhonov^{111,c}, S. Timoshenko¹⁰⁰, P. Tipton¹⁷⁹, S. Tisserant⁸⁸, K. Todome¹⁵⁹, T. Todorov^{5,*}, S. Todorova-Nova¹³¹, J. Tojo⁷³, S. Tokár^{146a}, K. Tokushuku⁶⁹, E. Tolley⁵⁹, L. Tomlinson⁸⁷, M. Tomoto¹⁰⁵, L. Tompkins^{145,aq}, K. Toms¹⁰⁷, B. Tong⁵⁹, P. Tornambe⁵¹, E. Torrence¹¹⁸, H. Torres¹⁴⁴, E. Torrón Pastor¹⁴⁰, J. Toth^{88,ar}, F. Touchard⁸⁸, D. R. Tovey¹⁴¹, T. Trefzger¹⁷⁷, A. Tricoli²⁷, I. M. Trigger^{163a}, S. Trincaz-Duvoid⁸³, M. F. Tripania¹³, W. Trischuk¹⁶¹, B. Trocme⁵⁸, A. Trofymov⁴⁵, C. Troncon^{94a}, M. Trotter-McDonald¹⁶, M. Trovatelli¹⁷², L. Truong^{167a,167c}, M. Trzebinski⁴², A. Trzupek⁴², J.C.-L. Tseng¹²²,

P. V. Tsiarshka⁹⁵, G. Tsiopolitis¹⁰, N. Tsirintanis⁹, S. Tsiskaridze¹³, V. Tsiskaridze⁵¹, E. G. Tskhadadze^{54a}, K. M. Tsui^{62a}, I. I. Tsukerman⁹⁹, V. Tsulaia¹⁶, S. Tsuno⁶⁹, D. Tsybychev¹⁵⁰, Y. Tu^{62b}, A. Tudorache^{28b}, V. Tudorache^{28b}, T. T. Tulbure^{28a}, A. N. Tuna⁵⁹, S. A. Tuppuri^{22a,22b}, S. Turchikhin⁶⁸, D. Turgeman¹⁷⁵, I. Turk Cakir^{4b,as}, R. Turra^{94a,94b}, P. M. Tuts³⁸, G. Uccielli^{22a,22b}, I. Ueda¹⁵⁷, M. Ughetto^{148a,148b}, F. Ukegawa¹⁶⁴, G. Unal³², A. Undrus²⁷, G. Unel¹⁶⁶, F. C. Ungaro⁹¹, Y. Unno⁶⁹, C. Unverdorben¹⁰², J. Urban^{146b}, P. Urquijo⁹¹, P. Urrejola⁸⁶, G. Usai⁸, J. Usui⁶⁹, L. Vacavant⁸⁸, V. Vacek¹³⁰, B. Vachon⁹⁰, C. Valderanis¹⁰², E. Valdes Santurio^{148a,148b}, N. Valencic¹⁰⁹, S. Valentinetti^{22a,22b}, A. Valero¹⁷⁰, L. Valery¹³, S. Valkar¹³¹, J. A. Valls Ferrer¹⁷⁰, W. Van Den Wollenberg¹⁰⁹, P. C. Van Der Deijl¹⁰⁹, H. van der Graaf¹⁰⁹, N. van Eldik¹⁵⁴, P. van Gemmeren⁶, J. Van Nieuwkoop¹⁴⁴, I. van Vulpen¹⁰⁹, M. C. van Woerden¹⁰⁹, M. Vanadia^{134a,134b}, W. Vandelli³², R. Vanguri¹²⁴, A. Vaniachine¹⁶⁰, P. Vankov¹⁰⁹, G. Vardanyan¹⁸⁰, R. Vari^{134a}, E. W. Varnes⁷, T. Varol⁴³, D. Varouchas⁸³, A. Vartapetian⁸, K. E. Varvell¹⁵², J. G. Vasquez¹⁷⁹, G. A. Vasquez^{34b}, F. Vazeille³⁷, T. Vazquez Schroeder⁹⁰, J. Veatch⁵⁷, V. Veeraraghavan⁷, L. M. Veloce¹⁶¹, F. Veloso^{128a,128c}, S. Veneziano^{134a}, A. Ventura^{76a,76b}, M. Venturi¹⁷², N. Venturi¹⁶¹, A. Venturini²⁵, V. Vercesi^{123a}, M. Verducci^{134a,134b}, W. Verkerke¹⁰⁹, J. C. Vermeulen¹⁰⁹, A. Vest^{47,at}, M. C. Vetterli^{144,d}, O. Viazlo⁸⁴, I. Vichou^{169,*}, T. Vickey¹⁴¹, O. E. Vickey Boeriu¹⁴¹, G. H. A. Viehhauser¹²², S. Viel¹⁶, L. Vigani¹²², M. Villa^{22a,22b}, M. Villaplana Perez^{94a,94b}, E. Vilucchi⁵⁰, M. G. Vinciter³¹, V. B. Vinogradov⁶⁸, C. Vittori^{22a,22b}, I. Vivarelli¹⁵¹, S. Vlachos¹⁰, M. Vlasak¹³⁰, M. Vogel¹⁷⁸, P. Vokac¹³⁰, G. Volpi^{126a,126b}, M. Volpi⁹¹, H. von der Schmitt¹⁰³, E. von Toerne²³, V. Vorobel¹³¹, K. Vorobev¹⁰⁰, M. Vos¹⁷⁰, R. Voss³², J. H. Vossebeld⁷⁷, N. Vranjes¹⁴, M. Vranjes Milosavljevic¹⁴, V. Vrba¹²⁹, M. Vreeswijk¹⁰⁹, R. Vuillermet³², I. Vukotic³³, P. Wagner²³, W. Wagner¹⁷⁸, H. Wahlberg⁷⁴, S. Wahrmond⁴⁷, J. Wakabayashi¹⁰⁵, J. Walder⁷⁵, R. Walker¹⁰², W. Walkowiak¹⁴³, V. Wallangen^{148a,148b}, C. Wang^{35b}, C. Wang^{36b,88}, F. Wang¹⁷⁶, H. Wang¹⁶, H. Wang⁴³, J. Wang⁴⁵, J. Wang¹⁵², K. Wang⁹⁰, R. Wang⁶, S. M. Wang¹⁵³, T. Wang³⁸, W. Wang^{36a}, C. Wanotayaroj¹¹⁸, A. Warburton⁹⁰, C. P. Ward³⁰, D. R. Wardrope⁸¹, A. Washbrook⁴⁹, P. M. Watkins¹⁹, A. T. Watson¹⁹, M. F. Watson¹⁹, G. Watts¹⁴⁰, S. Watts⁸⁷, B. M. Waugh⁸¹, S. Webb⁸⁶, M. S. Weber¹⁸, S. W. Weber¹⁷⁷, S. A. Weber³¹, J. S. Webster⁶, A. R. Weidberg¹²², B. Weinert⁶⁴, J. Weingarten⁵⁷, C. Weiser⁵¹, H. Weits¹⁰⁹, P. S. Wells³², T. Wenaus²⁷, T. Wengler³², S. Wenig³², N. Wermes²³, M. D. Werner⁶⁷, P. Werner³², M. Wessels^{60a}, J. Wetter¹⁶⁵, K. Whalen¹¹⁸, N. L. Whallon¹⁴⁰, A. M. Wharton⁷⁵, A. White⁸, M. J. White¹, R. White^{34b}, D. Whiteson¹⁶⁶, F. J. Wickens¹³³, W. Wiedenmann¹⁷⁶, M. Wielers¹³³, C. Wiglesworth³⁹, L. A. M. Wiik-Fuchs²³, A. Wildauer¹⁰³, F. Wilk⁸⁷, H. G. Wilkens³², H. H. Williams¹²⁴, S. Williams¹⁰⁹, C. Willis⁹³, S. Willocq⁸⁹, J. A. Wilson¹⁹, I. Wingarter-Seez⁵, F. Winklmeier¹¹⁸, O. J. Winston¹⁵¹, B. T. Winter²³, M. Wittgen¹⁴⁵, M. Wobisch^{82,r}, T. M. H. Wolf¹⁰⁹, R. Wolff⁸⁸, M. W. Wolter⁴², H. Wolters^{128a,128c}, S. D. Worm¹³³, B. K. Wosiek⁴², J. Wotschack³², M. J. Woudstra⁸⁷, K. W. Wozniak⁴², M. Wu⁵⁸, M. Wu³³, S. L. Wu¹⁷⁶, X. Wu⁵², Y. Wu⁹², T. R. Wyatt⁸⁷, B. M. Wynne⁴⁹, S. Xella³⁹, Z. Xi⁹², D. Xu^{35a}, L. Xu²⁷, B. Yabsley¹⁵², S. Yacoob^{147a}, D. Yamaguchi¹⁵⁹, Y. Yamaguchi¹²⁰, A. Yamamoto⁶⁹, S. Yamamoto¹⁵⁷, T. Yamanaka¹⁵⁷, K. Yamauchi¹⁰⁵, Y. Yamazaki⁷⁰, Z. Yan²⁴, H. Yang^{36c}, H. Yang¹⁷⁶, Y. Yang¹⁵³, Z. Yang¹⁵, W-M. Yao¹⁶, Y. C. Yap⁸³, Y. Yasu⁶⁹, E. Yatsenko⁵, K. H. Yau Wong²³, J. Ye⁴³, S. Ye²⁷, I. Yeletsikh⁶⁸, E. Yildirim⁸⁶, K. Yorita¹⁷⁴, R. Yoshida⁶, K. Yoshihara¹²⁴, C. Young¹⁴⁵, C. J. S. Young³², S. Youssef²⁴, D. R. Yu¹⁶, J. Yu⁸, J. M. Yu⁹², J. Yu⁶⁷, L. Yuan⁷⁰, S. P. Y. Yuen²³, I. Yusuff^{30,au}, B. Zabinski⁴², R. Zaidan⁶⁶, A. M. Zaitsev^{132,ae}, N. Zakharchuk⁴⁵, J. Zalieckas¹⁵, A. Zaman¹⁵⁰, S. Zambito⁵⁹, L. Zanello^{134a,134b}, D. Zanzi⁹¹, C. Zeitnitz¹⁷⁸, M. Zeman¹³⁰, A. Zemla^{41a}, J. C. Zeng¹⁶⁹, Q. Zeng¹⁴⁵, O. Zenin¹³², T. Ženiš^{146a}, D. Zerwas¹¹⁹, D. Zhang⁹², F. Zhang¹⁷⁶, G. Zhang^{36a,ao}, H. Zhang^{35b}, J. Zhang⁶, L. Zhang⁵¹, L. Zhang^{36a}, M. Zhang¹⁶⁹, R. Zhang²³, R. Zhang^{36a,av}, X. Zhang^{36b}, Z. Zhang¹¹⁹, X. Zhao⁴³, Y. Zhao^{36b}, Z. Zhao^{36a}, A. Zhemchugov⁶⁸, J. Zhong¹²², B. Zhou⁹², C. Zhou¹⁷⁶, L. Zhou³⁸, L. Zhou⁴³, M. Zhou^{35a}, M. Zhou¹⁵⁰, N. Zhou^{35c}, C. G. Zhu^{36b}, H. Zhu^{35a}, J. Zhu⁹², Y. Zhu^{36a}, X. Zhuang^{35a}, K. Zhukov⁹⁸, A. Zibell¹⁷⁷, D. Zieminska⁶⁴, N. I. Zimine⁶⁸, C. Zimmermann⁸⁶, S. Zimmermann⁵¹, Z. Zinonos⁵⁷, M. Zinser⁸⁶, M. Ziolkowski¹⁴³, L. Živković¹⁴, G. Zobernig¹⁷⁶, A. Zoccoli^{22a,22b}, M. zur Nedden¹⁷, L. Zwalinski³²

¹ Department of Physics, University of Adelaide, Adelaide, Australia

² Physics Department, SUNY Albany, Albany, NY, USA

³ Department of Physics, University of Alberta, Edmonton, AB, Canada

⁴ (a) Department of Physics, Ankara University, Ankara, Turkey; (b) Istanbul Aydin University, Istanbul, Turkey; (c) Division of Physics, TOBB University of Economics and Technology, Ankara, Turkey

⁵ LAPP, CNRS/IN2P3 and Université Savoie Mont Blanc, Annecy-le-Vieux, France

⁶ High Energy Physics Division, Argonne National Laboratory, Argonne, IL, USA

⁷ Department of Physics, University of Arizona, Tucson, AZ, USA

⁸ Department of Physics, The University of Texas at Arlington, Arlington, TX, USA

⁹ Physics Department, National and Kapodistrian University of Athens, Athens, Greece

¹⁰ Physics Department, National Technical University of Athens, Zografou, Greece

- ¹¹ Department of Physics, The University of Texas at Austin, Austin, TX, USA
- ¹² Institute of Physics, Azerbaijan Academy of Sciences, Baku, Azerbaijan
- ¹³ Institut de Física d'Altes Energies (IFAE), The Barcelona Institute of Science and Technology, Barcelona, Spain
- ¹⁴ Institute of Physics, University of Belgrade, Belgrade, Serbia
- ¹⁵ Department for Physics and Technology, University of Bergen, Bergen, Norway
- ¹⁶ Physics Division, Lawrence Berkeley National Laboratory and University of California, Berkeley, CA, USA
- ¹⁷ Department of Physics, Humboldt University, Berlin, Germany
- ¹⁸ Albert Einstein Center for Fundamental Physics and Laboratory for High Energy Physics, University of Bern, Bern, Switzerland
- ¹⁹ School of Physics and Astronomy, University of Birmingham, Birmingham, UK
- ²⁰ ^(a)Department of Physics, Bogazici University, Istanbul, Turkey; ^(b)Department of Physics Engineering, Gaziantep University, Gaziantep, Turkey; ^(c)Faculty of Engineering and Natural Sciences, Istanbul Bilgi University, Istanbul, Turkey; ^(d)Faculty of Engineering and Natural Sciences, Bahcesehir University, Istanbul, Turkey
- ²¹ Centro de Investigaciones, Universidad Antonio Narino, Bogotá, Colombia
- ²² ^(a)INFN Sezione di Bologna, Bologna, Italy; ^(b)Dipartimento di Fisica e Astronomia, Università di Bologna, Bologna, Italy
- ²³ Physikalisches Institut, University of Bonn, Bonn, Germany
- ²⁴ Department of Physics, Boston University, Boston, MA, USA
- ²⁵ Department of Physics, Brandeis University, Waltham, MA, USA
- ²⁶ ^(a)Universidade Federal do Rio De Janeiro COPPE/EE/IF, Rio de Janeiro, Brazil; ^(b)Electrical Circuits Department, Federal University of Juiz de Fora (UFJF), Juiz de Fora, Brazil; ^(c)Federal University of Sao Joao del Rei (UFSJ), Sao Joao del Rei, Brazil; ^(d)Instituto de Fisica, Universidade de Sao Paulo, Sao Paulo, Brazil
- ²⁷ Physics Department, Brookhaven National Laboratory, Upton, NY, USA
- ²⁸ ^(a)Transilvania University of Brasov, Brasov, Romania; ^(b)National Institute of Physics and Nuclear Engineering, Bucharest, Romania; ^(c)Physics Department, National Institute for Research and Development of Isotopic and Molecular Technologies, Cluj Napoca, Romania; ^(d)University Politehnica Bucharest, Bucharest, Romania; ^(e)West University in Timisoara, Timisoara, Romania
- ²⁹ Departamento de Física, Universidad de Buenos Aires, Buenos Aires, Argentina
- ³⁰ Cavendish Laboratory, University of Cambridge, Cambridge, UK
- ³¹ Department of Physics, Carleton University, Ottawa, ON, Canada
- ³² CERN, Geneva, Switzerland
- ³³ Enrico Fermi Institute, University of Chicago, Chicago, IL, USA
- ³⁴ ^(a)Departamento de Física, Pontificia Universidad Católica de Chile, Santiago, Chile; ^(b)Departamento de Física, Universidad Técnica Federico Santa María, Valparaiso, Chile
- ³⁵ ^(a)Institute of High Energy Physics, Chinese Academy of Sciences, Beijing, China; ^(b)Department of Physics, Nanjing University, Nanjing, Jiangsu, China; ^(c)Physics Department, Tsinghua University, Beijing 100084, China
- ³⁶ ^(a)Department of Modern Physics, University of Science and Technology of China, Hefei, Anhui, China; ^(b)School of Physics, Shandong University, Jinan, Shandong, China; ^(c)Department of Physics and Astronomy, Shanghai Key Laboratory for Particle Physics and Cosmology, Shanghai Jiao Tong University, Shanghai (also affiliated with PKU-CHEP), Shanghai, China
- ³⁷ Laboratoire de Physique Corpusculaire, Université Clermont Auvergne, Université Blaise Pascal, CNRS/IN2P3, Clermont-Ferrand, France
- ³⁸ Nevis Laboratory, Columbia University, Irvington, NY, USA
- ³⁹ Niels Bohr Institute, University of Copenhagen, Copenhagen, Denmark
- ⁴⁰ ^(a)INFN Gruppo Collegato di Cosenza, Laboratori Nazionali di Frascati, Frascati, Italy; ^(b)Dipartimento di Fisica, Università della Calabria, Rende, Italy
- ⁴¹ ^(a)Faculty of Physics and Applied Computer Science, AGH University of Science and Technology, Kraków, Poland; ^(b)Marian Smoluchowski Institute of Physics, Jagiellonian University, Kraków, Poland
- ⁴² Institute of Nuclear Physics, Polish Academy of Sciences, Kraków, Poland
- ⁴³ Physics Department, Southern Methodist University, Dallas, TX, USA
- ⁴⁴ Physics Department, University of Texas at Dallas, Richardson, TX, USA
- ⁴⁵ DESY, Hamburg, Zeuthen, Germany
- ⁴⁶ Lehrstuhl für Experimentelle Physik IV, Technische Universität Dortmund, Dortmund, Germany

- 47 Institut für Kern- und Teilchenphysik, Technische Universität Dresden, Dresden, Germany
- 48 Department of Physics, Duke University, Durham, NC, USA
- 49 SUPA-School of Physics and Astronomy, University of Edinburgh, Edinburgh, UK
- 50 INFN Laboratori Nazionali di Frascati, Frascati, Italy
- 51 Fakultät für Mathematik und Physik, Albert-Ludwigs-Universität, Freiburg, Germany
- 52 Departement de Physique Nucleaire et Corpusculaire, Université de Genève, Geneva, Switzerland
- 53 ^(a)INFN Sezione di Genova, Genoa, Italy; ^(b)Dipartimento di Fisica, Università di Genova, Genoa, Italy
- 54 ^(a)E. Andronikashvili Institute of Physics, Iv. Javakhishvili Tbilisi State University, Tbilisi, Georgia; ^(b)High Energy Physics Institute, Tbilisi State University, Tbilisi, Georgia
- 55 II Physikalisches Institut, Justus-Liebig-Universität Giessen, Giessen, Germany
- 56 SUPA-School of Physics and Astronomy, University of Glasgow, Glasgow, UK
- 57 II Physikalisches Institut, Georg-August-Universität, Göttingen, Germany
- 58 Laboratoire de Physique Subatomique et de Cosmologie, Université Grenoble-Alpes, CNRS/IN2P3, Grenoble, France
- 59 Laboratory for Particle Physics and Cosmology, Harvard University, Cambridge, MA, USA
- 60 ^(a)Kirchhoff-Institut für Physik, Ruprecht-Karls-Universität Heidelberg, Heidelberg, Germany; ^(b)Physikalisches Institut, Ruprecht-Karls-Universität Heidelberg, Heidelberg, Germany; ^(c)ZITI Institut für technische Informatik, Ruprecht-Karls-Universität Heidelberg, Mannheim, Germany
- 61 Faculty of Applied Information Science, Hiroshima Institute of Technology, Hiroshima, Japan
- 62 ^(a)Department of Physics, The Chinese University of Hong Kong, Shatin, N.T., Hong Kong; ^(b)Department of Physics, The University of Hong Kong, Hong Kong, China; ^(c)Department of Physics and Institute for Advanced Study, The Hong Kong University of Science and Technology, Clear Water Bay, Kowloon, Hong Kong, China
- 63 Department of Physics, National Tsing Hua University, Hsinchu City, Taiwan
- 64 Department of Physics, Indiana University, Bloomington, IN, USA
- 65 Institut für Astro- und Teilchenphysik, Leopold-Franzens-Universität, Innsbruck, Austria
- 66 University of Iowa, Iowa City, IA, USA
- 67 Department of Physics and Astronomy, Iowa State University, Ames, IA, USA
- 68 Joint Institute for Nuclear Research, JINR Dubna, Dubna, Russia
- 69 KEK, High Energy Accelerator Research Organization, Tsukuba, Japan
- 70 Graduate School of Science, Kobe University, Kobe, Japan
- 71 Faculty of Science, Kyoto University, Kyoto, Japan
- 72 Kyoto University of Education, Kyoto, Japan
- 73 Department of Physics, Kyushu University, Fukuoka, Japan
- 74 Instituto de Física La Plata, Universidad Nacional de La Plata and CONICET, La Plata, Argentina
- 75 Physics Department, Lancaster University, Lancaster, UK
- 76 ^(a)INFN Sezione di Lecce, Lecce, Italy; ^(b)Dipartimento di Matematica e Fisica, Università del Salento, Lecce, Italy
- 77 Oliver Lodge Laboratory, University of Liverpool, Liverpool, UK
- 78 Department of Experimental Particle Physics, Jožef Stefan Institute and Department of Physics, University of Ljubljana, Ljubljana, Slovenia
- 79 School of Physics and Astronomy, Queen Mary University of London, London, UK
- 80 Department of Physics, Royal Holloway University of London, Surrey, UK
- 81 Department of Physics and Astronomy, University College London, London, UK
- 82 Louisiana Tech University, Ruston, LA, USA
- 83 Laboratoire de Physique Nucléaire et de Hautes Energies, UPMC and Université Paris-Diderot and CNRS/IN2P3, Paris, France
- 84 Fysiska institutionen, Lunds universitet, Lund, Sweden
- 85 Departamento de Física Teórica C-15, Universidad Autónoma de Madrid, Madrid, Spain
- 86 Institut für Physik, Universität Mainz, Mainz, Germany
- 87 School of Physics and Astronomy, University of Manchester, Manchester, UK
- 88 CPPM, Aix-Marseille Université and CNRS/IN2P3, Marseille, France
- 89 Department of Physics, University of Massachusetts, Amherst, MA, USA
- 90 Department of Physics, McGill University, Montreal, QC, Canada
- 91 School of Physics, University of Melbourne, Victoria, Australia
- 92 Department of Physics, The University of Michigan, Ann Arbor, MI, USA

- ⁹³ Department of Physics and Astronomy, Michigan State University, East Lansing, MI, USA
- ⁹⁴ ^(a)INFN Sezione di Milano, Milan, Italy; ^(b)Dipartimento di Fisica, Università di Milano, Milan, Italy
- ⁹⁵ B.I. Stepanov Institute of Physics, National Academy of Sciences of Belarus, Minsk, Republic of Belarus
- ⁹⁶ Research Institute for Nuclear Problems of Byelorussian State University, Minsk, Republic of Belarus
- ⁹⁷ Group of Particle Physics, University of Montreal, Montreal, QC, Canada
- ⁹⁸ P.N. Lebedev Physical Institute of the Russian Academy of Sciences, Moscow, Russia
- ⁹⁹ Institute for Theoretical and Experimental Physics (ITEP), Moscow, Russia
- ¹⁰⁰ National Research Nuclear University MEPhI, Moscow, Russia
- ¹⁰¹ D.V. Skobeltsyn Institute of Nuclear Physics, M.V. Lomonosov Moscow State University, Moscow, Russia
- ¹⁰² Fakultät für Physik, Ludwig-Maximilians-Universität München, München, Germany
- ¹⁰³ Max-Planck-Institut für Physik (Werner-Heisenberg-Institut), München, Germany
- ¹⁰⁴ Nagasaki Institute of Applied Science, Nagasaki, Japan
- ¹⁰⁵ Graduate School of Science and Kobayashi-Maskawa Institute, Nagoya University, Nagoya, Japan
- ¹⁰⁶ ^(a)INFN Sezione di Napoli, Naples, Italy; ^(b)Dipartimento di Fisica, Università di Napoli, Naples, Italy
- ¹⁰⁷ Department of Physics and Astronomy, University of New Mexico, Albuquerque, NM, USA
- ¹⁰⁸ Institute for Mathematics, Astrophysics and Particle Physics, Radboud University Nijmegen/Nikhef, Nijmegen, The Netherlands
- ¹⁰⁹ Nikhef National Institute for Subatomic Physics and University of Amsterdam, Amsterdam, The Netherlands
- ¹¹⁰ Department of Physics, Northern Illinois University, DeKalb, IL, USA
- ¹¹¹ Budker Institute of Nuclear Physics, SB RAS, Novosibirsk, Russia
- ¹¹² Department of Physics, New York University, New York, NY, USA
- ¹¹³ Ohio State University, Columbus, OH, USA
- ¹¹⁴ Faculty of Science, Okayama University, Okayama, Japan
- ¹¹⁵ Homer L. Dodge Department of Physics and Astronomy, University of Oklahoma, Norman, OK, USA
- ¹¹⁶ Department of Physics, Oklahoma State University, Stillwater, OK, USA
- ¹¹⁷ Palacký University, RCPTM, Olomouc, Czech Republic
- ¹¹⁸ Center for High Energy Physics, University of Oregon, Eugene, OR, USA
- ¹¹⁹ LAL, Univ. Paris-Sud, CNRS/IN2P3, Université Paris-Saclay, Orsay, France
- ¹²⁰ Graduate School of Science, Osaka University, Osaka, Japan
- ¹²¹ Department of Physics, University of Oslo, Oslo, Norway
- ¹²² Department of Physics, Oxford University, Oxford, UK
- ¹²³ ^(a)INFN Sezione di Pavia, Pavia, Italy; ^(b)Dipartimento di Fisica, Università di Pavia, Pavia, Italy
- ¹²⁴ Department of Physics, University of Pennsylvania, Philadelphia, PA, USA
- ¹²⁵ National Research Centre “Kurchatov Institute” B.P. Konstantinov Petersburg Nuclear Physics Institute, St. Petersburg, Russia
- ¹²⁶ ^(a)INFN Sezione di Pisa, Pisa, Italy; ^(b)Dipartimento di Fisica E. Fermi, Università di Pisa, Pisa, Italy
- ¹²⁷ Department of Physics and Astronomy, University of Pittsburgh, Pittsburgh, PA, USA
- ¹²⁸ ^(a)Laboratório de Instrumentação e Física Experimental de Partículas-LIP, Lisbon, Portugal; ^(b)Faculdade de Ciências, Universidade de Lisboa, Lisbon, Portugal; ^(c)Department of Physics, University of Coimbra, Coimbra, Portugal; ^(d)Centro de Física Nuclear da Universidade de Lisboa, Lisbon, Portugal; ^(e)Departamento de Física, Universidade do Minho, Braga, Portugal; ^(f)Departamento de Física Teórica y del Cosmos and CAFPE, Universidad de Granada, Granada, Spain; ^(g)Dep Física and CEFITEC of Faculdade de Ciências e Tecnologia, Universidade Nova de Lisboa, Caparica, Lisbon, Portugal
- ¹²⁹ Institute of Physics, Academy of Sciences of the Czech Republic, Prague, Czech Republic
- ¹³⁰ Czech Technical University in Prague, Prague, Czech Republic
- ¹³¹ Faculty of Mathematics and Physics, Charles University in Prague, Prague, Czech Republic
- ¹³² State Research Center Institute for High Energy Physics (Protvino), NRC KI, Protvino, Russia
- ¹³³ Particle Physics Department, Rutherford Appleton Laboratory, Didcot, UK
- ¹³⁴ ^(a)INFN Sezione di Roma, Rome, Italy; ^(b)Dipartimento di Fisica, Sapienza Università di Roma, Rome, Italy
- ¹³⁵ ^(a)INFN Sezione di Roma Tor Vergata, Rome, Italy; ^(b)Dipartimento di Fisica, Università di Roma Tor Vergata, Rome, Italy
- ¹³⁶ ^(a)INFN Sezione di Roma Tre, Rome, Italy; ^(b)Dipartimento di Matematica e Fisica, Università Roma Tre, Rome, Italy

- 137 (a) Faculté des Sciences Ain Chock, Réseau Universitaire de Physique des Hautes Energies-Université Hassan II, Casablanca, Morocco; (b) Centre National de l'Énergie des Sciences Techniques Nucleaires, Rabat, Morocco; (c) Faculté des Sciences Semlalia, Université Cadi Ayyad, LPHEA-Marrakech, Marrakech, Morocco; (d) Faculté des Sciences, Université Mohamed Premier and LTPM, Oujda, Morocco; (e) Faculté des Sciences, Université Mohammed V, Rabat, Morocco
- 138 DSM/IRFU (Institut de Recherches sur les Lois Fondamentales de l'Univers), CEA Saclay (Commissariat à l'Énergie Atomique et aux Énergies Alternatives), Gif-sur-Yvette, France
- 139 Santa Cruz Institute for Particle Physics, University of California Santa Cruz, Santa Cruz, CA, USA
- 140 Department of Physics, University of Washington, Seattle, WA, USA
- 141 Department of Physics and Astronomy, University of Sheffield, Sheffield, UK
- 142 Department of Physics, Shinshu University, Nagano, Japan
- 143 Fachbereich Physik, Universität Siegen, Siegen, Germany
- 144 Department of Physics, Simon Fraser University, Burnaby, BC, Canada
- 145 SLAC National Accelerator Laboratory, Stanford, CA, USA
- 146 (a) Faculty of Mathematics, Physics and Informatics, Comenius University, Bratislava, Slovak Republic; (b) Department of Subnuclear Physics, Institute of Experimental Physics of the Slovak Academy of Sciences, Kosice, Slovak Republic
- 147 (a) Department of Physics, University of Cape Town, Cape Town, South Africa; (b) Department of Physics, University of Johannesburg, Johannesburg, South Africa; (c) School of Physics, University of the Witwatersrand, Johannesburg, South Africa
- 148 (a) Department of Physics, Stockholm University, Stockholm, Sweden; (b) The Oskar Klein Centre, Stockholm, Sweden
- 149 Physics Department, Royal Institute of Technology, Stockholm, Sweden
- 150 Departments of Physics and Astronomy and Chemistry, Stony Brook University, Stony Brook, NY, USA
- 151 Department of Physics and Astronomy, University of Sussex, Brighton, UK
- 152 School of Physics, University of Sydney, Sydney, Australia
- 153 Institute of Physics, Academia Sinica, Taipei, Taiwan
- 154 Department of Physics, Technion: Israel Institute of Technology, Haifa, Israel
- 155 Raymond and Beverly Sackler School of Physics and Astronomy, Tel Aviv University, Tel Aviv, Israel
- 156 Department of Physics, Aristotle University of Thessaloniki, Thessaloniki, Greece
- 157 International Center for Elementary Particle Physics and Department of Physics, The University of Tokyo, Tokyo, Japan
- 158 Graduate School of Science and Technology, Tokyo Metropolitan University, Tokyo, Japan
- 159 Department of Physics, Tokyo Institute of Technology, Tokyo, Japan
- 160 Tomsk State University, Tomsk, Russia
- 161 Department of Physics, University of Toronto, Toronto, ON, Canada
- 162 (a) INFN-TIFPA, Trento, Italy; (b) University of Trento, Trento, Italy
- 163 (a) TRIUMF, Vancouver, BC, Canada; (b) Department of Physics and Astronomy, York University, Toronto, ON, Canada
- 164 Faculty of Pure and Applied Sciences, and Center for Integrated Research in Fundamental Science and Engineering, University of Tsukuba, Tsukuba, Japan
- 165 Department of Physics and Astronomy, Tufts University, Medford, MA, USA
- 166 Department of Physics and Astronomy, University of California Irvine, Irvine, CA, USA
- 167 (a) INFN Gruppo Collegato di Udine, Sezione di Trieste, Udine, Italy; (b) ICTP, Trieste, Italy; (c) Dipartimento di Chimica, Fisica e Ambiente, Università di Udine, Udine, Italy
- 168 Department of Physics and Astronomy, University of Uppsala, Uppsala, Sweden
- 169 Department of Physics, University of Illinois, Urbana, IL, USA
- 170 Instituto de Física Corpuscular (IFIC) and Departamento de Física Atomica, Molecular y Nuclear and Departamento de Ingeniería Electrónica and Instituto de Microelectrónica de Barcelona (IMB-CNM), University of Valencia and CSIC, Valencia, Spain
- 171 Department of Physics, University of British Columbia, Vancouver, BC, Canada
- 172 Department of Physics and Astronomy, University of Victoria, Victoria, BC, Canada
- 173 Department of Physics, University of Warwick, Coventry, UK
- 174 Waseda University, Tokyo, Japan
- 175 Department of Particle Physics, The Weizmann Institute of Science, Rehovot, Israel
- 176 Department of Physics, University of Wisconsin, Madison, WI, USA
- 177 Fakultät für Physik und Astronomie, Julius-Maximilians-Universität, Würzburg, Germany

- ¹⁷⁸ Fakultät für Mathematik und Naturwissenschaften, Fachgruppe Physik, Bergische Universität Wuppertal, Wuppertal, Germany
- ¹⁷⁹ Department of Physics, Yale University, New Haven, CT, USA
- ¹⁸⁰ Yerevan Physics Institute, Yerevan, Armenia
- ¹⁸¹ Centre de Calcul de l'Institut National de Physique Nucléaire et de Physique des Particules (IN2P3), Villeurbanne, France
- ^a Also at Department of Physics, King's College London, London, UK
- ^b Also at Institute of Physics, Azerbaijan Academy of Sciences, Baku, Azerbaijan
- ^c Also at Novosibirsk State University, Novosibirsk, Russia
- ^d Also at TRIUMF, Vancouver, BC, Canada
- ^e Also at Department of Physics and Astronomy, University of Louisville, Louisville, KY, USA
- ^f Also at Physics Department, An-Najah National University, Nablus, Palestine
- ^g Also at Department of Physics, California State University, Fresno CA, USA
- ^h Also at Department of Physics, University of Fribourg, Fribourg, Switzerland
- ⁱ Also at Departament de Física de la Universitat Autònoma de Barcelona, Barcelona, Spain
- ^j Also at Departamento de Física e Astronomia, Faculdade de Ciências, Universidade do Porto, Portugal
- ^k Also at Tomsk State University, Tomsk, Russia
- ^l Also at Università di Napoli Parthenope, Naples, Italy
- ^m Also at Institute of Particle Physics (IPP), Vancouver, Canada
- ⁿ Also at National Institute of Physics and Nuclear Engineering, Bucharest, Romania
- ^o Also at Department of Physics, St. Petersburg State Polytechnical University, St. Petersburg, Russia
- ^p Also at Department of Physics, The University of Michigan, Ann Arbor MI, USA
- ^q Also at Centre for High Performance Computing, CSIR Campus, Rosebank, Cape Town, South Africa
- ^r Also at Louisiana Tech University, Ruston, LA, USA
- ^s Also at Institutio Catalana de Recerca i Estudis Avancats, ICREA, Barcelona, Spain
- ^t Also at Graduate School of Science, Osaka University, Osaka, Japan
- ^u Also at Institute for Mathematics, Astrophysics and Particle Physics, Radboud University Nijmegen/Nikhef, Nijmegen, The Netherlands
- ^v Also at Department of Physics, The University of Texas at Austin, Austin, TX, USA
- ^w Also at Institute of Theoretical Physics, Ilia State University, Tbilisi, Georgia
- ^x Also at CERN, Geneva, Switzerland
- ^y Also at Georgian Technical University (GTU), Tbilisi, Georgia
- ^z Also at O Chadai Academic Production, Ochanomizu University, Tokyo, Japan
- ^{aa} Also at Manhattan College, New York, NY, USA
- ^{ab} Also at Academia Sinica Grid Computing, Institute of Physics, Academia Sinica, Taipei, Taiwan
- ^{ac} Also at School of Physics, Shandong University, Shandong, China
- ^{ad} Also at Department of Physics, California State University, Sacramento, CA, USA
- ^{ae} Also at Moscow Institute of Physics and Technology State University, Dolgoprudny, Russia
- ^{af} Also at Departement de Physique Nucléaire et Corpusculaire, Université de Genève, Geneva, Switzerland
- ^{ag} Also at Eotvos Lorand University, Budapest, Hungary
- ^{ah} Also at Departments of Physics and Astronomy and Chemistry, Stony Brook University, Stony Brook NY, USA
- ^{ai} Also at International School for Advanced Studies (SISSA), Trieste, Italy
- ^{aj} Also at Department of Physics and Astronomy, University of South Carolina, Columbia SC, USA
- ^{ak} Also at Institut de Física d'Altes Energies (IFAE), The Barcelona Institute of Science and Technology, Barcelona, Spain
- ^{al} Also at School of Physics and Engineering, Sun Yat-sen University, Guangzhou, China
- ^{am} Also at Institute for Nuclear Research and Nuclear Energy (INRNE) of the Bulgarian Academy of Sciences, Sofia, Bulgaria
- ^{an} Also at Faculty of Physics, M.V. Lomonosov Moscow State University, Moscow, Russia
- ^{ao} Also at Institute of Physics, Academia Sinica, Taipei, Taiwan
- ^{ap} Also at National Research Nuclear University MEPhI, Moscow, Russia
- ^{aq} Also at Department of Physics, Stanford University, Stanford, CA, USA
- ^{ar} Also at Institute for Particle and Nuclear Physics, Wigner Research Centre for Physics, Budapest, Hungary
- ^{as} Also at Giresun University, Faculty of Engineering, Giresun, Turkey

^{at} Also at Flensburg University of Applied Sciences, Flensburg, Germany

^{au} Also at University of Malaya, Department of Physics, Kuala Lumpur, Malaysia

^{av} Also at CPPM, Aix-Marseille Université and CNRS/IN2P3, Marseille, France

* Deceased