

Measurement of the transverse momentum and ϕ_η^* distributions of Drell–Yan lepton pairs in proton–proton collisions at $\sqrt{s} = 8$ TeV with the ATLAS detector

ATLAS Collaboration*

CERN, 1211 Geneva 23, Switzerland

Received: 8 December 2015 / Accepted: 8 April 2016 / Published online: 23 May 2016

© CERN for the benefit of the ATLAS collaboration 2016. This article is published with open access at Springerlink.com

Abstract Distributions of transverse momentum $p_T^{\ell\ell}$ and the related angular variable ϕ_η^* of Drell–Yan lepton pairs are measured in 20.3 fb^{-1} of proton–proton collisions at $\sqrt{s} = 8$ TeV with the ATLAS detector at the LHC. Measurements in electron-pair and muon-pair final states are corrected for detector effects and combined. Compared to previous measurements in proton–proton collisions at $\sqrt{s} = 7$ TeV, these new measurements benefit from a larger data sample and improved control of systematic uncertainties. Measurements are performed in bins of lepton-pair mass above, around and below the Z-boson mass peak. The data are compared to predictions from perturbative and resummed QCD calculations. For values of $\phi_\eta^* < 1$ the predictions from the Monte Carlo generator RESBOS are generally consistent with the data within the theoretical uncertainties. However, at larger values of ϕ_η^* this is not the case. Monte Carlo generators based on the parton-shower approach are unable to describe the data over the full range of $p_T^{\ell\ell}$ while the fixed-order prediction of DYNLO falls below the data at high values of $p_T^{\ell\ell}$. RESBOS and the parton-shower Monte Carlo generators provide a much better description of the evolution of the ϕ_η^* and $p_T^{\ell\ell}$ distributions as a function of lepton-pair mass and rapidity than the basic shape of the data.

Contents

1	Introduction	1
2	The ATLAS detector	2
3	Analysis methods	3
3.1	Description of the particle-level measurements	3
3.2	Event simulation	3
3.3	Event reconstruction and selection	5
3.4	Estimation of backgrounds	5
3.5	Corrections for detector effects and FSR	8
3.6	Systematic uncertainties	8
4	Results	10

* e-mail: atlas.publications@cern.ch

4.1	Combination procedure	10
4.2	Differential cross-section measurements	10
4.3	Integrated cross-section measurements	10
5	Comparison to QCD predictions	11
5.1	Overview	11
5.2	Comparison to resummed calculations	11
5.3	Comparison to parton-shower approaches	14
5.4	Fixed-order QCD and electroweak corrections	15
6	Conclusion	16
	Appendix	19
	References	47

1 Introduction

In high-energy hadron–hadron collisions the vector bosons W and Z/γ^* are produced via quark–antiquark annihilation, and may be observed with very small backgrounds in their leptonic decay modes. The vector bosons may have non-zero momentum transverse to the beam direction $p_T^{(W,Z)}$ due to the emission of quarks and gluons from the initial-state partons as well as to the intrinsic transverse momentum of the initial-state partons in the proton. Phenomenologically, the spectrum at low $p_T^{(W,Z)}$ can be described using soft-gluon resummation [1] together with a non-perturbative contribution from the parton intrinsic transverse momentum. At high $p_T^{(W,Z)}$ the spectrum may be described by fixed-order perturbative QCD predictions [2–4]. Parton-shower models [5,6] may be used to compensate for missing higher-order corrections in the fixed-order QCD predictions.

Measurements of $p_T^{(W,Z)}$ thus test several aspects of QCD. The correct modelling of $p_T^{(W,Z)}$ is also important in many physics analyses at the LHC for which the production of W and/or Z bosons constitutes a background. Moreover, it is a crucial ingredient for a precise measurement of the W -boson mass, at both the LHC and the Tevatron. Measurements of

the dependence of $p_T^{(W,Z)}$ on the boson rapidity¹ are sensitive to the gluon distribution function of the proton [7]. High-precision measurements at large values of $p_T^{(W,Z)}$ could be sensitive to electroweak (EW) corrections [8].

Drell–Yan events with final states including e^+e^- or $\mu^+\mu^-$ (‘Drell–Yan lepton pairs’) allow the transverse momentum $p_T^{\ell\ell}$ of Z/γ^* bosons to be measured with greater precision than is possible in the case of W bosons, because of the unobserved neutrino produced in W leptonic decays. Measurements of $p_T^{\ell\ell}$ for lepton-pair masses, $m_{\ell\ell}$, around the Z -boson mass peak have been made by the CDF Collaboration [9] and the D0 Collaboration [10–12] at the Tevatron, and the ATLAS Collaboration [13,14], the CMS Collaboration [15,16] and the LHCb Collaboration [17–19] at the LHC. Measurements of $p_T^{\ell\ell}$ require a precise understanding of the transverse momentum p_T calibration and resolution of the final-state leptons. Associated systematic uncertainties affect the resolution in $p_T^{\ell\ell}$ and limit the ultimate precision of the measurements, particularly in the low- $p_T^{\ell\ell}$ domain. To minimise the impact of these uncertainties, the ϕ_η^* observable was introduced [20] as an alternative probe of $p_T^{\ell\ell}$. It is defined as

$$\phi_\eta^* = \tan\left(\frac{\pi - \Delta\phi}{2}\right) \cdot \sin(\theta_\eta^*), \quad (1)$$

where $\Delta\phi$ is the azimuthal angle in radians between the two leptons. The angle θ_η^* is a measure of the scattering angle of the leptons with respect to the proton beam direction in the rest frame of the dilepton system and is defined by $\cos(\theta_\eta^*) = \tanh[(\eta^- - \eta^+)/2]$, where η^- and η^+ are the pseudorapidities of the negatively and positively charged lepton, respectively [20]. Therefore, ϕ_η^* depends exclusively on the directions of the two leptons, which are more precisely measured than their momenta. Measurements of ϕ_η^* for $m_{\ell\ell}$ around the Z -boson mass peak were first made by the D0 Collaboration [21] at the Tevatron and subsequently by the ATLAS Collaboration [22] for $\sqrt{s} = 7$ TeV and the LHCb Collaboration for $\sqrt{s} = 7$ TeV [17,18] and 8 TeV [19] at the LHC. First measurements of ϕ_η^* for ranges of $m_{\ell\ell}$ above and below the Z -boson mass peak were recently presented by the D0 Collaboration [23].

Measurements are presented here of ϕ_η^* and $p_T^{\ell\ell}$ for Drell–Yan lepton-pair events using the complete $\sqrt{s} = 8$ TeV data set of the ATLAS experiment at the LHC, corresponding

to an integrated luminosity of 20.3 fb⁻¹. The data are corrected for detector effects. The measurements are presented for e^+e^- and $\mu^+\mu^-$ final states, in bins of $m_{\ell\ell}$, above and below, as well as at the Z -boson mass peak, and in bins of the Z/γ^* -boson rapidity $|y_{\ell\ell}|$. In addition, integrated fiducial cross sections are provided for six regions of $m_{\ell\ell}$.

The ATLAS experiment is briefly described in Sect. 2. A general overview of the measurement methods is given in Sect. 3, which has specific sections on the event simulation, event reconstruction, event selection, background estimation, corrections for detector effects, and the evaluation of the systematic uncertainties. The combination of the measurements in the e^+e^- and $\mu^+\mu^-$ final states is described in Sect. 4. The corrected differential cross sections are compared to various theoretical predictions in Sect. 5. A short summary and conclusion are given in Sect. 6. The values of the normalised differential cross sections $(1/\sigma) d\sigma/d\phi_\eta^*$ and $(1/\sigma) d\sigma/dp_T^{\ell\ell}$ are given in tables in the Appendix for each region of $m_{\ell\ell}$ and $|y_{\ell\ell}|$ considered.

2 The ATLAS detector

The ATLAS detector [24] at the LHC covers nearly the entire solid angle around the collision point. It consists of an inner tracking detector (ID) surrounded by a thin superconducting solenoid, electromagnetic and hadronic calorimeters, and a muon spectrometer (MS) incorporating three large superconducting toroid magnets. The ID is immersed in a 2 T axial magnetic field and provides charged-particle tracking in the range $|\eta| < 2.5$. A high-granularity silicon pixel detector typically provides three measurements per track, and is followed by a silicon microstrip tracker, which usually provides four three-dimensional measurement points per track. These silicon detectors are complemented by a transition radiation tracker, which enables radially extended track reconstruction up to $|\eta| = 2.0$. The transition radiation tracker also provides electron identification information based on the fraction of hits (typically 30 in total) above a higher energy-deposit threshold corresponding to transition radiation.

The calorimeter system covers the pseudorapidity range $|\eta| < 4.9$. Within the region $|\eta| < 3.2$, electromagnetic calorimetry is provided by barrel and endcap high-granularity lead/liquid-argon (LAr) electromagnetic calorimeters, with an additional thin LAr presampler covering $|\eta| < 1.8$, to correct for energy loss in material upstream of the calorimeters. Hadronic calorimetry is provided by the steel/scintillator-tile calorimeter, segmented into three barrel structures within $|\eta| < 1.7$, and two copper/LAr hadronic endcap calorimeters. The solid angle coverage is completed with forward copper/LAr and tungsten/LAr calorimeter modules optimised for electromagnetic and hadronic measurements, respectively.

¹ ATLAS uses a right-handed coordinate system with its origin at the nominal interaction point in the centre of the detector and the z -axis coinciding with the axis of the beam pipe. The x -axis points from the interaction point to the centre of the LHC ring, and the y -axis points upward. Cylindrical coordinates (r, ϕ) are used in the transverse plane, ϕ being the azimuthal angle around the beam pipe. The pseudorapidity is defined in terms of the polar angle θ as $\eta = -\ln \tan(\theta/2)$. The rapidity of a system, y , is defined in terms of its energy, E , and its longitudinal momentum, p_z , as $y = (1/2) \ln[(E + p_z)/(E - p_z)]$. Angular separations between particles or reconstructed objects are measured in $\eta - \phi$ space using $\Delta R = \sqrt{(\Delta\eta)^2 + (\Delta\phi)^2}$.

The MS comprises separate trigger and precision tracking chambers measuring the deflection of muons in a magnetic field generated by superconducting air-core toroids. The precision chamber system covers the region $|\eta| < 2.7$ with three layers of monitored drift tubes, complemented by cathode-strip chambers in the forward region, where the background is highest. The muon trigger system covers the range $|\eta| < 2.4$ with resistive-plate chambers in the barrel, and thin-gap chambers in the endcap regions.

A three-level trigger system is used to select interesting events [25]. The Level-1 trigger is implemented in hardware and uses a subset of detector information to reduce the event rate to a design value of at most 75 kHz. This is followed by two software-based trigger levels which together reduce the event rate to about 400 Hz.

3 Analysis methods

This section describes the particle-level measurements presented in this paper (Sect. 3.1), the simulation of signal and background Monte Carlo (MC) samples (Sect. 3.2), the event reconstruction and selection criteria (Sect. 3.3), the estimation of backgrounds (Sect. 3.4), corrections to the distributions of ϕ_η^* and $p_T^{\ell\ell}$ for detector effects and final-state radiation (Sect. 3.5), and the estimation of systematic uncertainties (Sect. 3.6).

3.1 Description of the particle-level measurements

Drell–Yan signal MC simulation is used to correct the background-subtracted data for detector resolution and inefficiency. Three different ‘particle-level’ definitions are employed, which differ in their treatment of final-state photon radiation (FSR). The Born and bare levels are defined from the lepton kinematics before and after FSR, respectively. The dressed level is defined by combining the bare four-momentum of each lepton with that of photons radiated within a cone defined by $\Delta R = 0.1$ (See footnote 1) around the lepton. The muon-pair data are corrected to the bare, dressed, and Born levels. The electron-pair data are corrected to the dressed and Born levels. The two lepton-pair channels are combined at the Born level. The bare and dressed particle-level definitions reduce the dependence on the MC FSR model used to correct the data, which results (particularly for events with $m_{\ell\ell}$ below the Z -boson mass peak) in a lower systematic uncertainty. Corrections to a common particle-level definition (Born level) for the combination of the two channels allow comparisons to calculations that do not account for the effects of FSR, albeit at the cost of an increased systematic uncertainty on the corrected data.

The data are corrected to the particle level within fiducial regions in lepton p_T and $|\eta|$, and in lepton-pair $m_{\ell\ell}$

and $|y_{\ell\ell}|$ that correspond closely to the selection criteria applied to the data. The fiducial regions common to the measurements of ϕ_η^* and $p_T^{\ell\ell}$ are described first. The two leptons are required to have $p_T > 20$ GeV and $|\eta| < 2.4$. Measurements of the normalised differential cross sections $(1/\sigma) d\sigma/d\phi_\eta^*$ and $(1/\sigma) d\sigma/dp_T^{\ell\ell}$, and of the absolute differential cross section $d\sigma/dp_T^{\ell\ell}$, are made in three $m_{\ell\ell}$ regions within $46 \text{ GeV} < m_{\ell\ell} < 150 \text{ GeV}$ for $|y_{\ell\ell}| < 2.4$. In the mass region $66 \text{ GeV} < m_{\ell\ell} < 116 \text{ GeV}$, measurements are made in six equally sized regions of $|y_{\ell\ell}|$. The distributions of $(1/\sigma) d\sigma/d\phi_\eta^*$ and $(1/\sigma) d\sigma/dp_T^{\ell\ell}$ are individually normalised in each region of $|y_{\ell\ell}|$. Measurements of $(1/\sigma) d\sigma/d\phi_\eta^*$ in the regions of $m_{\ell\ell}$ above and below the Z -boson mass peak, $46 \text{ GeV} < m_{\ell\ell} < 66 \text{ GeV}$ and $116 \text{ GeV} < m_{\ell\ell} < 150 \text{ GeV}$, are made in three equally-sized regions of $|y_{\ell\ell}|$. For $p_T^{\ell\ell} > 45 \text{ GeV}$, measurements of $p_T^{\ell\ell}$ are made in three additional mass regions below 46 GeV.

A synopsis of the ϕ_η^* and $p_T^{\ell\ell}$ measurements, and of the fiducial-region definitions used is given in Table 1.

3.2 Event simulation

MC simulation is used to estimate backgrounds and to correct the data for detector resolution and inefficiencies, as well as for the effects of FSR.

Three generators are used to produce samples of Drell–Yan lepton-pair signal events. The first is POWHEG [26,27] which uses the CT10 set of parton distribution functions (PDFs) [28] and is interfaced to PYTHIA 8.170 [6,29] with the AU2 set of tuned parameters (tune) [30] to simulate the parton shower, hadronisation and underlying event, and to PHOTOS [31] to simulate FSR. This is referred to as POWHEG+PYTHIA in the text. The second is POWHEG interfaced to HERWIG 6.520.2 [5] for the parton shower and hadronisation, JIMMY [32] for the underlying event, and PHOTOS for FSR (referred to as POWHEG+HERWIG). The SHERPA 1.4.1 [33] generator is also used, which has its own implementation of the parton shower, hadronisation, underlying event and FSR, and which again uses the CT10 PDF set. Differences between the results obtained using these three generators are used to estimate systematic uncertainties related to the choice of generator.

Background events from the process $Z \rightarrow \tau\tau$ are produced using ALPGEN [34] interfaced to HERWIG to simulate the parton shower and JIMMY to simulate the underlying event. Single W -boson decays to electrons, muons and τ leptons are produced with SHERPA, and the diboson processes WW , WZ and ZZ are produced with HERWIG. The $t\bar{t}$ process is simulated with MC@NLO [35] interfaced to JIMMY, as is the single-top process in the s -channel and Wt -channel. The t -channel is generated with ACERMC [36] interfaced to PYTHIA. Exclusive $\gamma\gamma \rightarrow \ell\ell$ production is generated using

Table 1 Synopsis of the ϕ_η^* and $p_T^{\ell\ell}$ measurements, and of the fiducial region definitions used. Full details including the definition of the Born, bare and dressed particle levels are provided in the text. Unless otherwise stated criteria apply to both ϕ_η^* and $p_T^{\ell\ell}$ measurements

<i>Particle-level definitions (treatment of final-state photon radiation)</i>	
Electron pairs	Dressed; Born
Muon pairs	Bare; dressed; Born
Combined	Born
<i>Fiducial region</i>	
Leptons	$p_T > 20$ GeV and $ \eta < 2.4$
Lepton pairs	$ y_{\ell\ell} < 2.4$
<i>Mass and rapidity regions</i>	
$46 \text{ GeV} < m_{\ell\ell} < 66 \text{ GeV}$	$ y_{\ell\ell} < 0.8; 0.8 < y_{\ell\ell} < 1.6; 1.6 < y_{\ell\ell} < 2.4$ (ϕ_η^* measurements only)
	$ y_{\ell\ell} < 2.4$
$66 \text{ GeV} < m_{\ell\ell} < 116 \text{ GeV}$	$ y_{\ell\ell} < 0.4; 0.4 < y_{\ell\ell} < 0.8; 0.8 < y_{\ell\ell} < 1.2;$ $1.2 < y_{\ell\ell} < 1.6; 1.6 < y_{\ell\ell} < 2.0; 2.0 < y_{\ell\ell} < 2.4;$ $ y_{\ell\ell} < 2.4$
$116 \text{ GeV} < m_{\ell\ell} < 150 \text{ GeV}$	$ y_{\ell\ell} < 0.8; 0.8 < y_{\ell\ell} < 1.6; 1.6 < y_{\ell\ell} < 2.4$ (ϕ_η^* measurements only)
	$ y_{\ell\ell} < 2.4$
<i>Very-low mass regions</i>	
$12 \text{ GeV} < m_{\ell\ell} < 20 \text{ GeV}$	$ y_{\ell\ell} < 2.4, p_T^{\ell\ell} > 45 \text{ GeV}, p_T^{\ell\ell}$ measurements only
$20 \text{ GeV} < m_{\ell\ell} < 30 \text{ GeV}$	
$30 \text{ GeV} < m_{\ell\ell} < 46 \text{ GeV}$	

the HERWIG++ 2.6.3 generator [37]. Photon-induced single-dissociative dilepton production, is simulated using Lpair 4.0 [38] with the Brasse [39] and Suri–Yennie [40] structure functions for proton dissociation. For double-dissociative $\gamma\gamma \rightarrow \ell\ell$ reactions, PYTHIA 8.175 [29] is used with the MRST2004QED [41] PDFs.

The effect of multiple interactions per bunch crossing (pile-up) is simulated by overlaying MC-generated minimum bias events [42]. The simulated event samples are reweighted to describe the distribution of the number of pile-up events in the data. The GEANT4 [43] program is used to simulate the passage of particles through the ATLAS detector. Differences in reconstruction, trigger, identification and isolation efficiencies between MC simulation and data are evaluated using a tag-and-probe method [44,45] and are corrected for by reweighting the MC simulated events. Corrections are also applied to MC events for the description of the lepton energy and momentum scales and resolution, which are determined from fits to the observed Z-boson line shapes in data and MC simulation [45,46]. The MC simulation is also reweighted to better describe the distribution of the longitudinal position of the primary pp collision vertex [47] in data.

Three additional samples of Drell–Yan lepton-pair signal events are produced without detector simulation, for the purpose of comparison with the corrected data in Sect. 5. The MC generators used are RESBOS, DYNLO, and POWHEG+PYTHIA (AZNLO tune).

RESBOS [48] simulates vector-boson production and decay, but does not include a description of the hadronic activity in the event nor of FSR. Initial-state QCD corrections

to Z-boson production are simulated at approximately next-to-next-to-leading-order (NNLO) accuracy using approximate NNLO (i.e. $\mathcal{O}(\alpha_s^2)$) Wilson coefficient functions [49].² The contributions from γ^* and from Z/γ^* interference are simulated at next-to-leading-order (NLO) accuracy (i.e. $\mathcal{O}(\alpha_s)$). RESBOS uses a resummed treatment of soft-gluon emissions at next-to-next-to-leading-logarithm (NNLL) accuracy. It uses the GNW parameterisation [49,50] of non-perturbative effects at small $p_T^{\ell\ell}$, as optimised using the D0 ϕ_η^* measurements in Ref. [21]. The CT14 NNLO PDF sets [51] are used and the corresponding 90 % confidence-level PDF uncertainties are evaluated and rescaled to 68 % confidence level. The choices³ of central values and range of systematic uncertainty variations for QCD scales and the non-perturbative parameter a_Z are made following Ref. [49].

² We thank Dr M. Guzzi (University of Manchester, UK) for many useful discussions and for helping us to produce the predictions from ResBos to which we compare our measurements.

³ Following Ref. [49] the central value of the non-perturbative parameter $a_Z = 1.1 \text{ GeV}^2$ is chosen in RESBOS. The central values of the QCD scale parameters of the CSS formalism used in RESBOS are chosen to be $C_1 = C_3 = 2b_0$ and $C_2 = C_4 = 1/2$, where $b_0 = e^{-\gamma_E} \approx 0.577$ is the Euler–Mascheroni constant. In assigning uncertainties to the predictions of RESBOS the value of a_Z is varied over the range $1.05 < a_Z < 1.19 \text{ GeV}^2$. The QCD scale uncertainties for the ResBos predictions are evaluated by varying independently the scale parameters C_1, C_2 and C_3 up and down by a factor of two relative to the central values given above. The relationship $C_2 = C_4$ is maintained throughout. The overall QCD scale uncertainty is taken as the quadrature sum of the changes in the predicted distribution resulting from the variations in C_1, C_2 and C_3 . PDF uncertainties are evaluated using the CT14 NNLO PDF error sets.

These differ from the choices made for the ATLAS 7 TeV $p_T^{\ell\ell}$ and ϕ_η^* papers [14, 22].

DYNNLO1.3 [4] simulates initial-state QCD corrections to NNLO accuracy. The CT10 NNLO PDF sets are used. The DYNNLO calculation is performed in the G_μ electroweak parameter scheme [52]. Additional NLO electroweak virtual corrections⁴ are provided by the authors of Ref. [53]. DYNNLO does not account for the effects of multiple soft-gluon emission and therefore is not able to make accurate predictions at low ϕ_η^* and $p_T^{\ell\ell}$.

An additional POWHEG+PYTHIA sample is produced which uses the AZNLO tune [14]. This tune includes the ATLAS 7 TeV ϕ_η^* and $p_T^{\ell\ell}$ results in a mass region around the Z peak. The sample uses PYTHIA version 8.175 and the CTEQ6L1 PDF set [54] for the parton shower, while CT10 is used for the POWHEG calculation.

3.3 Event reconstruction and selection

The measurements are performed using proton–proton collision data recorded at $\sqrt{s} = 8$ TeV. The data were collected between April and December 2012 and correspond to an integrated luminosity of 20.3 fb^{-1} . Selected events are required to be in a data-taking period in which there were stable beams and the detector was fully operational.

For measurements of ϕ_η^* , candidate electron-pair events were obtained using a dielectron trigger, whilst for measurements of $p_T^{\ell\ell}$, a combination of a single-electron trigger (to select events with the leading reconstructed electron $p_T > 60$ GeV and the sub-leading electron $p_T > 25$ GeV) and a dielectron trigger (to select all other events) was used. The motivation for using a slightly different trigger selection for measurements of the $p_T^{\ell\ell}$ observable is to obtain a higher efficiency for electron pairs with $\Delta R < 0.35$, which is relevant to maintain a high acceptance for $m_{\ell\ell} < 46$ GeV. Electron candidates are reconstructed from clusters of energy in the electromagnetic calorimeter matched to ID tracks [55]. They are required to have $p_T > 20$ GeV and $|\eta| < 2.4$, but excluding the transition regions between the barrel and the endcap electromagnetic calorimeters, $1.37 < |\eta| < 1.52$. The electron candidates must satisfy a set of ‘medium’ selection criteria [55] that have been reoptimised for the larger number of proton–proton collisions per beam crossing observed in the 2012 data. Events are required to contain exactly two electron candidates. Except for the $m_{\ell\ell}$ region

around the Z-boson mass peak, the electron candidates are required to be isolated, satisfying $I_e < 0.2$, where I_e is the scalar sum of the p_T of tracks with $\Delta R < 0.4$ around the electron track divided by the p_T of the electron. For measurements of $p_T^{\ell\ell}$, this requirement is not applied when the two electrons are separated by $\Delta R < 0.5$. For measurements of $p_T^{\ell\ell}$ the two electron candidates must satisfy $\Delta R > 0.15$.

Candidate muon-pair events are retained for further analysis using a combination of a single-muon trigger (for $p_T > 25$ GeV) and a dimuon trigger (for $20 < p_T < 25$ GeV). Muon candidates are reconstructed by combining tracks reconstructed in both the inner detector and the MS [45]. They are required to have $p_T > 20$ GeV and $|\eta| < 2.4$. In order to suppress backgrounds, track-quality requirements are imposed for muon identification, and longitudinal and transverse impact-parameter requirements ensure that the muon candidates originate from a common primary proton–proton interaction vertex. The muon candidates are also required to be isolated, satisfying $I_\mu < 0.1$, where I_μ is the scalar sum of the p_T of tracks within a cone of size $\Delta R = 0.2$ around the muon divided by the p_T of the muon. Events are required to contain exactly two muon candidates of opposite charge satisfying the above criteria.

Precise knowledge of the lepton directions is particularly important for the ϕ_η^* measurements. These are determined for electron candidates by the track direction in the ID, and for muon candidates from a combination of the track direction in the ID and in the MS.

Tables 2 and 3 show the number of events satisfying the above selection criteria in the electron-pair and muon-pair channels, respectively, for six regions of $m_{\ell\ell}$. Also given is the estimated contribution to the data from the various background sources considered (described in Sect. 3.4).

Figure 1 shows the distributions of $m_{\ell\ell}$ and η for electron-pair events passing the selection requirements described above. Figure 2 shows the equivalent distributions for the dimuon channel. The MC signal sample is simulated using POWHEG+PYTHIA. The predictions from the model are in qualitative agreement with the data.

3.4 Estimation of backgrounds

The number and properties of the background events arising from multi-jet processes are estimated using a data-driven technique. A background-dominated sample is selected using a modified version of the signal-selection criteria. In the electron-pair channel, both electrons are required to satisfy the ‘loose’ identification criteria [55], but not the ‘medium’ criteria, and are also required to have the same charge. For the muon-pair channel, two samples of lepton pairs are used: the light-flavour background is estimated by requiring a pair of muons with the same charge, whilst the heavy-flavour background is estimated by requiring one electron and one muon

⁴ The NLO electroweak virtual corrections are provided as fractional difference of calculations performed at the order $\mathcal{O}(\alpha^3\alpha_s)$ compared to $\mathcal{O}(\alpha^2\alpha_s)$. This fractional difference is then applied directly to the $\mathcal{O}(\alpha^2\alpha_s^2)$ QCD calculation from DYNNLO following the prescription of Ref. [67]. The nominal renormalisation (μ_R) and factorisation (μ_F) scales are implemented to take dynamically the value of $\sqrt{m_{\ell\ell}^2 + p_T^{\ell\ell}{}^2}$. For the evaluation of scale uncertainties the scales μ_R and μ_F are varied simultaneously by a factor of two up and down.

Table 2 The number of events in data satisfying the selection criteria in the electron-pair channel for six different regions of $m_{\ell\ell}$ and the estimated contribution to this value from the various background

$m_{\ell\ell}$ [GeV]	Data	Total Bkg	Multi-jet	$t\bar{t}$, single top	$Z \rightarrow \tau\tau$	$W \rightarrow \ell\nu$	$WW/WZ/ZZ$	$\gamma\gamma \rightarrow \ell\ell$
12–20	17 729	2 220 ± 470	1 370 ± 460	509 ± 27	7 ± 1	215 ± 44	81 ± 7	41 ± 16
20–30	13 322	1 860 ± 210	600 ± 200	873 ± 46	33 ± 3	144 ± 36	158 ± 11	54 ± 21
30–46	14 798	3 290 ± 260	570 ± 230	1 920 ± 100	228 ± 23	192 ± 48	314 ± 25	75 ± 30
46–66	201 613	25 600 ± 3 900	6 200 ± 3 400	3 990 ± 210	9 360 ± 940	670 ± 170	1 060 ± 88	4 300 ± 1 700
66–116	6 671 873	59 400 ± 9 500	23 500 ± 9 200	13 040 ± 680	3 560 ± 360	3 860 ± 930	10 450 ± 320	5 000 ± 2 000
116–150	77 919	8 280 ± 170	910 ± 170	4 590 ± 240	82 ± 8	530 ± 130	1 097 ± 90	1 070 ± 430

Table 3 The number of events in data satisfying the selection criteria in the muon-pair channel for six different regions of $m_{\ell\ell}$ and the estimated contribution to this value from the various background sources con-

$m_{\ell\ell}$ [GeV]	Data	Total Bkg	Multi-jet	$t\bar{t}$, single top	$Z \rightarrow \tau\tau$	$W \rightarrow \ell\nu$	$WW/WZ/ZZ$	$\gamma\gamma \rightarrow \ell\ell$
12–20	25 297	1 220 ± 180	440 ± 170	605 ± 32	1 ± 0	9 ± 2	107 ± 10	64 ± 26
20–30	19 485	2 100 ± 250	590 ± 240	1 156 ± 61	20 ± 2	8 ± 2	241 ± 19	84 ± 33
30–46	20 731	3 980 ± 330	730 ± 290	2 540 ± 130	156 ± 16	12 ± 3	429 ± 36	114 ± 45
46–66	318 117	30 900 ± 4 100	7 400 ± 3 000	5 370 ± 280	9 940 ± 990	174 ± 35	1 460 ± 120	6 600 ± 2 600
66–116	9 084 639	46 500 ± 4 200	7 400 ± 3 000	13 730 ± 720	4 150 ± 420	870 ± 170	13 640 ± 420	6 700 ± 2 700
116–150	100 697	9 960 ± 520	1 270 ± 520	5 790 ± 300	58 ± 6	153 ± 38	1 310 ± 110	1 380 ± 550

sources considered. The uncertainties quoted on the background samples include contributions from statistical and systematic sources

sidered. The uncertainties quoted on the background samples include contributions from statistical and systematic sources

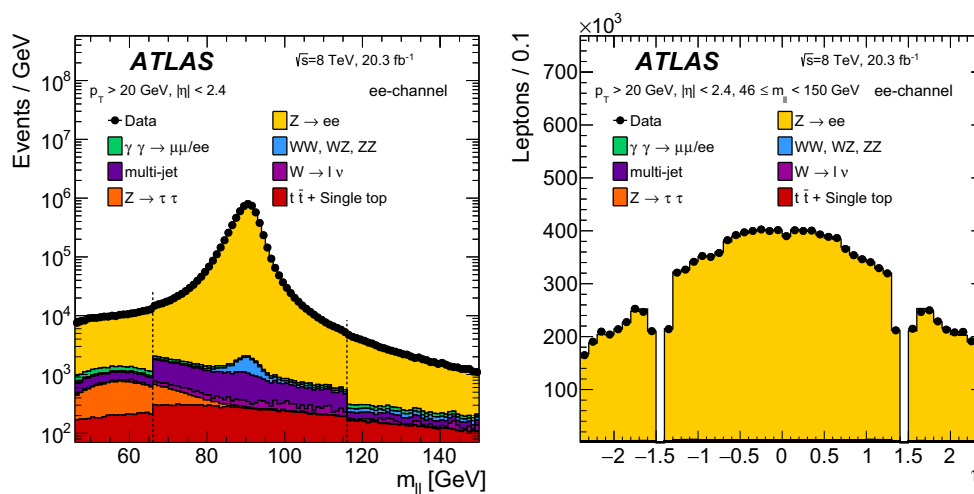


Fig. 1 The distribution of events passing the selection requirements in the electron-pair channel as a function of dilepton invariant mass $m_{\ell\ell}$ (left) and electron pseudorapidity η (right). Events are shown for the $m_{\ell\ell}$ range 46 to 150 GeV. The MC signal sample (yellow) is simulated using POWHEG+PYTHIA. The statistical uncertainties on the data points are smaller than the size of the markers and the systematic uncertain-

ties are not plotted. The prediction is normalised to the integral of the data. The vertical dashed lines on the left-hand plot at $m_{\ell\ell}$ values of 66 and 116 GeV indicate the boundaries between the three principal $m_{\ell\ell}$ regions employed in the analysis. The small discontinuities in the $m_{\ell\ell}$ distribution at 66 and 116 GeV are due to the absence of the isolation requirement around the Z-boson mass peak

with opposite charge. The electron is required to be identified as ‘loose’ and the electron isolation cut is inverted. It is assumed that in all other variables the shape of the distribution of the multi-jet events is the same in both the signal- and background-dominated samples.

The normalisation of the multi-jet background is determined by performing a χ^2 minimisation in a variable that discriminates between the signal and multi-jet background. The

contribution from all sources other than the multi-jet background is taken from MC simulation. Two independent fits are performed, using lepton isolation and $m_{\ell\ell}$ as discriminating variables. The signal event-selection criteria are applied, except that the selection criteria on the isolation variables are removed for the fit that uses lepton isolation. In the muon-pair final state, the fit using isolation is performed using the values of I_μ . In the electron-pair final state, the isolation variable

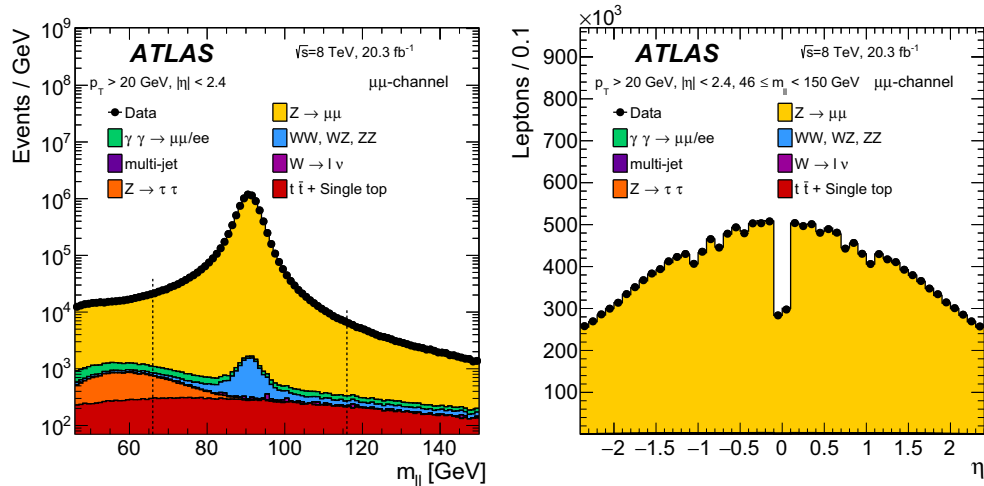


Fig. 2 The distribution of events passing the selection requirements in the muon-pair channel as a function of dilepton invariant mass $m_{\ell\ell}$ (left) and muon pseudorapidity η (right). Events are shown for the $m_{\ell\ell}$ range 46 to 150 GeV. The MC signal sample (yellow) is simulated using POWHEG+PYTHIA. The statistical uncertainties on the data points

are smaller than the size of the markers and the systematic uncertainties are not plotted. The prediction is normalised to the integral of the data. The vertical dashed lines on the left hand plot at $m_{\ell\ell}$ values of 66 and 116 GeV indicate the boundaries between the three principal $m_{\ell\ell}$ regions employed in the analysis

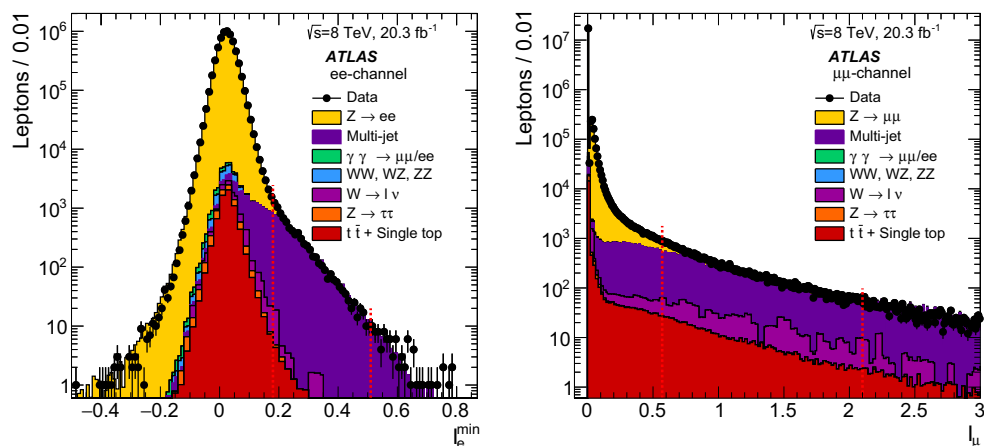


Fig. 3 Left The distribution of the smallest of the isolation variables of the two electrons I_e^{\min} . Right The distribution of the muon isolation variable I_μ . The data for $66 \text{ GeV} < m_{\ell\ell} < 116 \text{ GeV}$ are compared to

the sum of the estimated multi-jet background and all other processes, which are estimated from MC simulation. The red dashed lines indicate the range over which the fit is performed

I_e^* is defined as the scalar sum of the E_T of energy deposits in the calorimeter within a cone of size $\Delta R = 0.2$ around the electron cluster divided by the p_T of the electron. The E_T sum excludes cells assigned to the electron cluster and can be negative due to cell noise and negative signal contribution from pile-up in neighbouring bunches [56]. The fit is performed using the quantity I_e^{\min} , where I_e^{\min} is the smaller of the I_e^* values of the two electrons in an event. Example results of fits to the isolation variables for the electron- and muon-pair channels are shown in Fig. 3 for the $m_{\ell\ell}$ region around the Z -boson mass peak. The difference in the results of the fits to isolation and $m_{\ell\ell}$ is taken as the systematic uncertainty on the normalisation of the multi-jet background. As a cross-check the procedure is repeated in bins of $|y_{\ell\ell}|$ and

gives results consistent with the fit performed inclusively in $|y_{\ell\ell}|$.

The backgrounds from all sources other than multi-jet processes are estimated using the MC samples detailed in Sect. 3.2. These estimates are cross-checked by comparing MC simulation to data in control regions, selected using criteria that increase the fraction of background. The $Z \rightarrow \tau\tau$ and $t\bar{t}$ backgrounds are enhanced by requiring exactly one electron and one muon candidate per event according to the criteria described in Sect. 3.3. The MC simulation is found to be consistent with the data within the assigned uncertainties on the cross sections (see Sect. 3.6). In addition, a subset of these events is studied in which two jets with $p_T > 25 \text{ GeV}$ are identified, which significantly enhances the contribution

from the $t\bar{t}$ background. Again, the MC simulation is consistent with the data within the assigned uncertainties.

Around the Z -boson mass peak and at low values of ϕ_η^* and $p_T^{\ell\ell}$, the background is dominated by multi-jet and $\gamma\gamma \rightarrow \ell\ell$ processes which together amount to less than 1 % of the selected electron-pair or muon-pair event sample. At high ϕ_η^* and $p_T^{\ell\ell}$, $t\bar{t}$ and diboson processes dominate and constitute a few percent of the selected data. In the regions of $m_{\ell\ell}$ below the Z -boson mass peak, $t\bar{t}$ continues to be a dominant background at larger values of ϕ_η^* and $p_T^{\ell\ell}$ (forming up to 20 % of the selected data), whilst at lower values of ϕ_η^* and $p_T^{\ell\ell}$ the dominant contribution is from $\gamma\gamma \rightarrow \ell\ell$ processes with other contributions from $Z \rightarrow \tau\tau$ and multi-jet processes (totalling between 10 and 20 % of the selected data). The fraction of $t\bar{t}$ background in the $m_{\ell\ell}$ regions below 46 GeV is enhanced by the requirement that $p_T^{\ell\ell}$ be greater than 45 GeV. In the region of $m_{\ell\ell}$ above the Z -boson mass peak, the $t\bar{t}$ background forms more than 30 % of the selected data at higher values of ϕ_η^* and $p_T^{\ell\ell}$. The total background is smaller at low values (approximately 10 % of the selected data) with the dominant contribution again coming from $\gamma\gamma \rightarrow \ell\ell$ processes.

3.5 Corrections for detector effects and FSR

After the estimated total background is subtracted from the data, Drell–Yan signal MC simulation is used to correct to the particle level, accounting for detector resolution and inefficiencies and the effects of FSR.

Since the experimental resolution in ϕ_η^* is smaller than the chosen bin widths, the fractions of accepted events that fall within the same bin in ϕ_η^* at the particle level and reconstructed detector level in the MC simulation are high, having typical values of around 90 %. Therefore, simple bin-by-bin corrections of the ϕ_η^* distributions are sufficient. A single iteration is performed by reweighting the signal MC events at particle level to the corrected data and rederiving the correction factors. The correction factors are estimated using an average over all available signal MC samples (as described in Sect. 3.2).

The detector resolution has a larger effect in the measurement of $p_T^{\ell\ell}$. An iterative Bayesian unfolding method [57–59] with seven iterations is used to correct the $p_T^{\ell\ell}$ distribution to particle level. The response matrix, which connects the $p_T^{\ell\ell}$ distribution at reconstruction and particle levels is estimated using the POWHEG+PYTHIA signal MC sample.

3.6 Systematic uncertainties

In this section the principal sources of uncertainty on the measurements are discussed, as well as the degree to which these uncertainties are correlated (between bins in ϕ_η^* or $p_T^{\ell\ell}$,

or between the electron-pair and muon-pair channels) when combining the electron-pair and muon-pair results and in quoting the final results. Figure 4 provides a summary of the uncertainties arising from data statistics, mis-modelling of the detector, background processes, and of the MC signal samples used to correct the data. These are given for both the electron (dressed level) and muon (bare level) channels as a function of ϕ_η^* and $p_T^{\ell\ell}$ for events with $66 \text{ GeV} < m_{\ell\ell} < 116 \text{ GeV}$ and $|y_{\ell\ell}| < 2.4$.

The statistical uncertainties on the data, and on the MC samples used to correct the data, are considered as uncorrelated between bins and between channels. In most kinematic regions the statistical uncertainty on the data is larger than the total systematic uncertainty in both ϕ_η^* and $p_T^{\ell\ell}$ (for the normalised measurements) and is always a large contribution to the total uncertainty.

Most sources of systematic uncertainty from the modelling of the detector and beam conditions are treated as fully correlated between bins. These comprise possible mis-modelling of the lepton energy (electron) and momentum (muon) scales and their resolution as well as mis-modelling of the lepton reconstruction, identification, trigger and isolation efficiencies [44–46]. Some of the detector uncertainties have a statistical component, which for the $p_T^{\ell\ell}$ and integrated cross-section measurements is non-negligible and is propagated to the final measurements using a toy MC method. The above uncertainties are treated as uncorrelated between the two channels and are generally a small fraction of the total systematic uncertainty in the individual channels and on the combined result. The exceptions are the energy and momentum scale uncertainties, which become significant for the $p_T^{\ell\ell}$ measurements at high values of $p_T^{\ell\ell}$. Also considered are uncertainties due to mis-modelling of the pile-up distribution and of the distribution of the longitudinal position of the primary vertex, which are estimated by varying the associated MC scaling factor and are treated as correlated between channels. The pile-up uncertainty is a small, but non-negligible contribution to the total systematic uncertainty in most kinematic regions and the vertex uncertainty is generally even smaller. An uncertainty is estimated for the possible mis-modelling of the lepton angular resolution. This uncertainty is relevant only for the measurements of ϕ_η^* and its size is found to be of an order similar to that of the pile-up uncertainty.

Important contributions to the total systematic uncertainty on both ϕ_η^* and $p_T^{\ell\ell}$ arise from the modelling of the background processes. The uncertainty arising from varying the normalisation of each MC background within its theoretical cross-section uncertainty is treated as correlated between channels. This source makes a small contribution to the total systematic uncertainty in the $m_{\ell\ell}$ region around the Z -boson mass peak (where the total background is small), but becomes more significant in regions away from the peak. The domi-

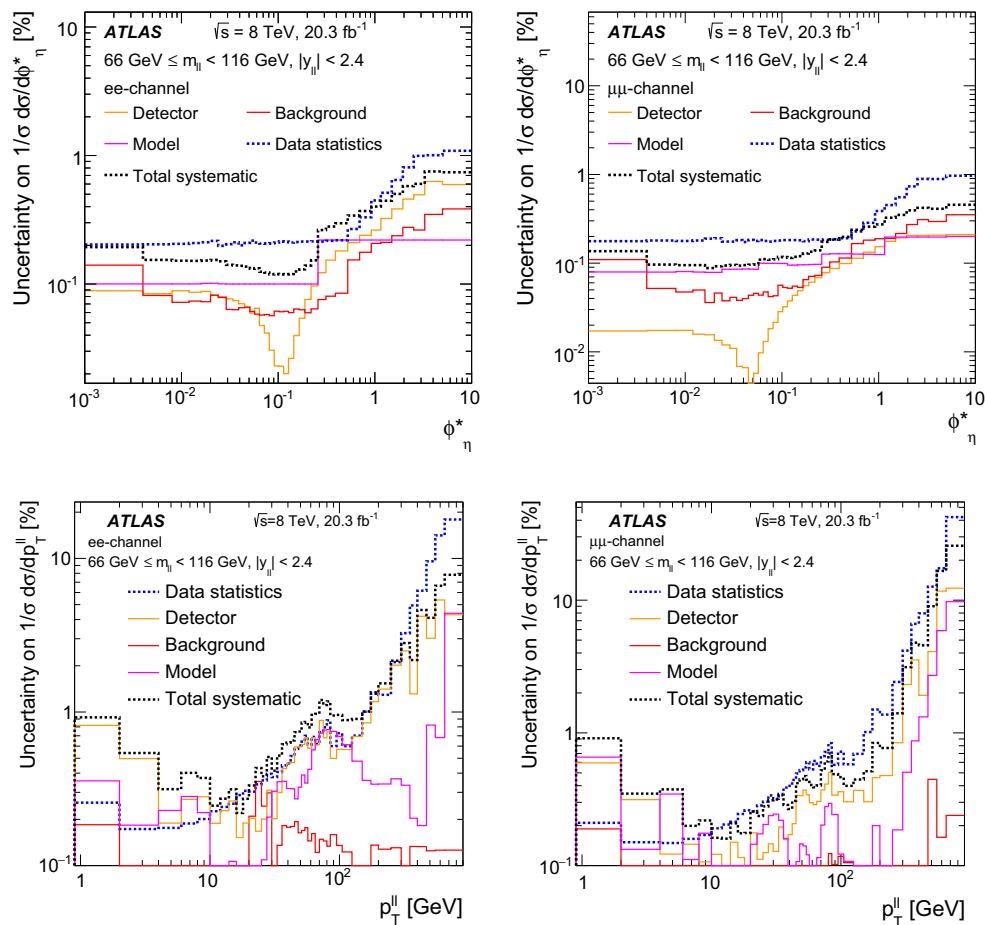


Fig. 4 Uncertainty from various sources on $(1/\sigma) d\sigma/d\phi_\eta^*$ (top) and $(1/\sigma) d\sigma/dp_T^{\ell\ell}$ (bottom) for events with $66 \text{ GeV} < m_{\ell\ell} < 116 \text{ GeV}$ and $|y_{\ell\ell}| < 2.4$. *Left* Electron-pair channel at dressed level. *Right* Muon-pair channel at bare level

nant uncertainty on the multi-jet background arises from the difference in normalisation obtained from template fits performed in the distribution of the isolation variable or in $m_{\ell\ell}$. This is treated as fully correlated between bins and is generally a small contribution to the total uncertainty, becoming more important for the $m_{\ell\ell}$ regions below the Z peak. The statistical uncertainty on the multi-jet background is considered as uncorrelated between bins and channels, and is small.

Several sources of systematic uncertainty are considered, arising from mis-modelling of the underlying physics distributions by the Drell–Yan signal MC generator.

The effect of any mis-modelling of the underlying ϕ_η^* and $p_T^{\ell\ell}$ distributions is evaluated as follows. For ϕ_η^* a second iteration of the bin-by-bin correction procedure (see Sect. 3.5) is made and any difference with respect to the first iteration is treated as a systematic uncertainty. This is found to be negligible in all kinematic regions, due to the very small bin-to-bin migration in ϕ_η^* . For $p_T^{\ell\ell}$ the MC simulation is reweighted at particle level to the unfolded data and the unfolding is repeated. Any change is treated as a systematic uncertainty,

which is always found to be a small fraction of the total uncertainty.

The systematic uncertainty due to the choice of signal MC generator used to correct the data is evaluated as follows. For ϕ_η^* an uncertainty envelope is chosen that encompasses the difference in the bin-by-bin correction factors obtained using any individual signal MC sample compared to the central values. (As described in Sect. 3.5, the central values are obtained from an average over all available signal MC samples.) For $p_T^{\ell\ell}$ the uncertainty is quoted as the difference in the results obtained when unfolding the data with SHERPA, as compared to POWHEG+PYTHIA, which is used for the central values. This source results in a significant contribution to the systematic uncertainty in both ϕ_η^* and $p_T^{\ell\ell}$ for the $m_{\ell\ell}$ region around the Z-boson mass peak. The systematic uncertainty on the Born-level measurements below the Z-boson mass peak receives a significant contribution due to the differences in FSR modelling between PHOTOS and SHERPA.

Potential uncertainties on the final ϕ_η^* and $p_T^{\ell\ell}$ distributions could arise from the modelling of the PDFs in

the MC generators used to correct data to particle level. These are estimated using the CT10 error sets [28] using the LHAPDF interface [60], and are found to be negligible. A correction is applied to the POWHEG+PYTHIA sample, which implements a running coupling for the photon exchange and a running width in the Z -boson propagator. This correction is found to have a negligible effect on the final results.

POWHEG+PYTHIA provides a poor description of the data for the samples with very low mass, $m_{\ell\ell} < 46$ GeV and $p_T^{\ell\ell} > 45$ GeV. The prediction from POWHEG+PYTHIA is reweighted to that from SHERPA in order to evaluate an uncertainty due to this effect, which is found to be a small fraction of the total systematic uncertainty.

The Bayesian unfolding procedure used to correct the $p_T^{\ell\ell}$ distributions for the effects of detector resolution and FSR has associated uncertainties. A statistical component is estimated using the bootstrap method [61] and the difference in the unfolded result between using six and seven iterations is treated as a systematic uncertainty, which is assumed fully correlated between bins of $p_T^{\ell\ell}$ and found to be a small fraction of the total systematic uncertainty.

The uncertainty on the integrated luminosity is 2.8 %, which is determined following the methodology described in Ref. [62]. This has a negligible impact on the uncertainty in the normalised differential distributions $(1/\sigma) d\sigma/d\phi_\eta^*$ and $(1/\sigma) d\sigma/dp_T^{\ell\ell}$.

The total systematic uncertainties are generally smaller than the statistical uncertainties on the data. In ϕ_η^* the total systematic uncertainties at the Z -boson mass peak are at the level of around 1% at low ϕ_η^* , rising to around 0.5 % for high ϕ_η^* . In $p_T^{\ell\ell}$ the total systematic uncertainties at the Z -boson mass peak are at the level of around 0.5 % at low $p_T^{\ell\ell}$, rising to around 10 % for high $p_T^{\ell\ell}$.

The full results for $(1/\sigma) d\sigma/d\phi_\eta^*$ and $(1/\sigma) d\sigma/dp_T^{\ell\ell}$ are presented in the Appendix in bins of $|y_{\ell\ell}|$, for which the size of the data statistical uncertainties relative to the systematic uncertainties are larger still.

4 Results

4.1 Combination procedure

The differential and integrated cross-section measurements in the electron-pair and muon-pair channels are combined at Born level using the HERA averager tool, which performs a χ^2 minimisation in which correlations between bins and between the two channels are taken into account [63]. The combinations for the $p_T^{\ell\ell}$ and ϕ_η^* measurements are performed separately in each region of $m_{\ell\ell}$ and $|y_{\ell\ell}|$.

4.2 Differential cross-section measurements

Figure 5 shows the combined Born-level distributions of $(1/\sigma) d\sigma/d\phi_\eta^*$, in three $m_{\ell\ell}$ regions from 46 GeV to 150 GeV for $|y_{\ell\ell}| < 2.4$. The central panel of each plots in Fig. 5 shows the ratios of the values from the individual channels to the combined values and the lower panel of each plot shows the difference between the electron-pair and muon-pair values divided by the uncertainty on that difference (pull). The χ^2 per degree of freedom is given. The level of agreement between the electron-pair and muon-pair distributions is good. Figure 6 shows the equivalent set of plots for the distributions of $(1/\sigma) d\sigma/dp_T^{\ell\ell}$ for the six regions of $m_{\ell\ell}$ from 12 GeV to 150 GeV. Again the level of agreement between the two channels is good.

The values of $(1/\sigma) d\sigma/d\phi_\eta^*$ and $(1/\sigma) d\sigma/dp_T^{\ell\ell}$ are given in tables in the Appendix for each region of $m_{\ell\ell}$ and $|y_{\ell\ell}|$ considered. The electron-pair results are given at the dressed and Born levels, and the muon-pair results at the bare, dressed and Born levels. The Born-level combined results are also given. The associated statistical and systematic uncertainties (both uncorrelated and correlated between bins in ϕ_η^* or $p_T^{\ell\ell}$) are provided in percentage form.

4.3 Integrated cross-section measurements

In addition to detailed differential studies in ϕ_η^* and $p_T^{\ell\ell}$, integrated fiducial cross sections are provided for six regions in $m_{\ell\ell}$ from 12 to 150 GeV. The fiducial phase space is the same as for the $p_T^{\ell\ell}$ measurements defined in Table 1. The Born-level fiducial cross sections are provided in Table 4 for the electron-pair and muon-pair channels separately, as well as for their combination. Uncertainties arising from data statistics, mis-modelling of the detector, background processes and of the MC signal samples used to correct the data are provided as a percentage of the cross section. The individual uncertainty sources after the combination are not necessarily orthogonal and also do not include uncertainties uncorrelated between bins of $m_{\ell\ell}$. Therefore their quadratic sum may not give the total systematic uncertainty.

These results are displayed in Fig. 7. In the channel combination the χ^2 per degree of freedom is 8/6, showing that the electron-pair and muon-pair measurements are consistent. A total uncertainty of 0.6 %, not including the uncertainty of 2.8 % on the integrated luminosity, is reached in the region of the Z -boson mass peak. The fact that in some individual $m_{\ell\ell}$ bins the combined cross section does not lie at the naive weighted average of the individual channel values is due to the effect of systematic uncertainties that are correlated among $m_{\ell\ell}$ bins, but uncorrelated between channels (see, for example, Refs. [64,65]).

Fig. 5 The Born-level distributions of $(1/\sigma) d\sigma/d\phi_\eta^*$ for the combination of the electron-pair and muon-pair channels, shown in three $m_{\ell\ell}$ regions from 46 to 150 GeV for $|y_{\ell\ell}| < 2.4$. The central panel of each plot shows the ratios of the values from the individual channels to the combined values, where the error bars on the individual-channel measurements represent the total uncertainty uncorrelated between bins. The light-green band represents the data statistical uncertainty on the combined value and the dark-green band represents the total uncertainty (statistical and systematic). The χ^2 per degree of freedom is given. The lower panel of each plot shows the pull, defined as the difference between the electron-pair and muon-pair values divided by the uncertainty on that difference

5 Comparison to QCD predictions

5.1 Overview

The combined Born-level measurements of ϕ_η^* and $p_T^{\ell\ell}$ presented in Sect. 4 are compared in this section to a series of theoretical predictions.

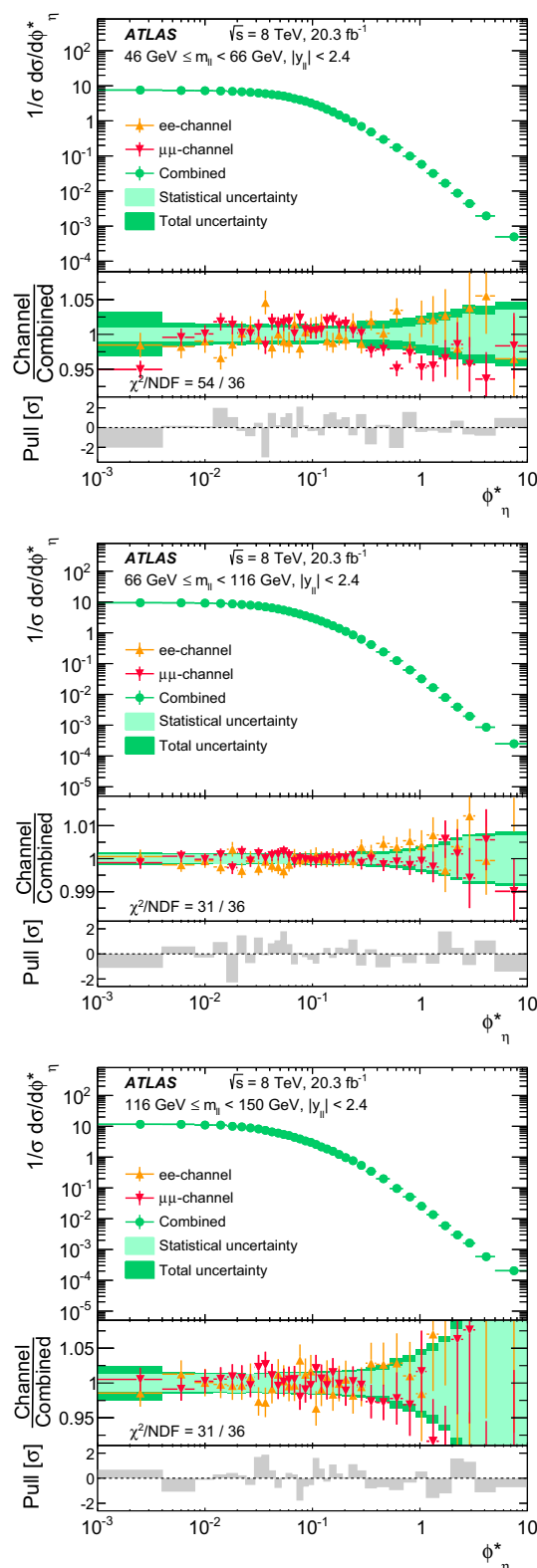
A first general comparison is provided by Fig. 8. This shows the ratio of the predictions of RESBOS for the Z-boson mass peak and for $|y_{\ell\ell}| < 2.4$ to the combined Born-level data for $(1/\sigma) d\sigma/d\phi_\eta^*$ and $(1/\sigma) d\sigma/dp_T^{\ell\ell}$. In order to allow the features of these two distributions to be compared easily, the scales on the abscissae in Fig. 8 are aligned according to the approximate relationship [20]⁵ $\sqrt{2}m_Z\phi_\eta^* \approx p_T^{\ell\ell}$. The general features of the two distributions in Fig. 8 are similar. At low values of ϕ_η^* and $p_T^{\ell\ell}$, in which non-perturbative effects and soft-gluon resummation are most important, the predictions from RESBOS are consistent with the data within the assigned theoretical uncertainties. However, at high values of ϕ_η^* and $p_T^{\ell\ell}$, which are more sensitive to the emission of hard partons, the predictions from RESBOS are not consistent with the data within theoretical uncertainties. Figure 8 illustrates the particular power of ϕ_η^* to probe the region of low $p_T^{\ell\ell}$. Finer binning is possible in ϕ_η^* than in $p_T^{\ell\ell}$ whilst maintaining smaller systematic uncertainties from experimental resolution.

The ϕ_η^* measurements are compared in detail to predictions from RESBOS in Sect. 5.2. In Sect. 5.3 the normalised $p_T^{\ell\ell}$ measurements are compared to the predictions from a number of MC generators that use the parton-shower approach. The fixed-order predictions from DYNNO1.3 [4] are compared to the absolute $p_T^{\ell\ell}$ differential cross sections in Sect. 5.4.

5.2 Comparison to resummed calculations

The predictions of $(1/\sigma) d\sigma/d\phi_\eta^*$ from RESBOS are compared to the Born-level measurements in Figs. 9, 10, 11,

⁵ For small values of ϕ_η^* the following approximate relationship holds $\phi_\eta^* \approx a_T/m_{\ell\ell}$. Here a_T [68] is one of the two orthogonal components of $p_T^{\ell\ell}$, which explains the factor of $\sqrt{2}$ in scaling from ϕ_η^* to $p_T^{\ell\ell}$. For events at the Z-boson mass peak we take $m_{\ell\ell} \approx m_Z$.



12 and 13. As described above, ϕ_η^* provides particularly precise measurements in the region sensitive to the effects of soft-gluon resummation and non-perturbative effects and therefore is the observable used to test the predictions from RESBOS. Figure 9 shows the ratio of $(1/\sigma) d\sigma/d\phi_\eta^*$ as pre-

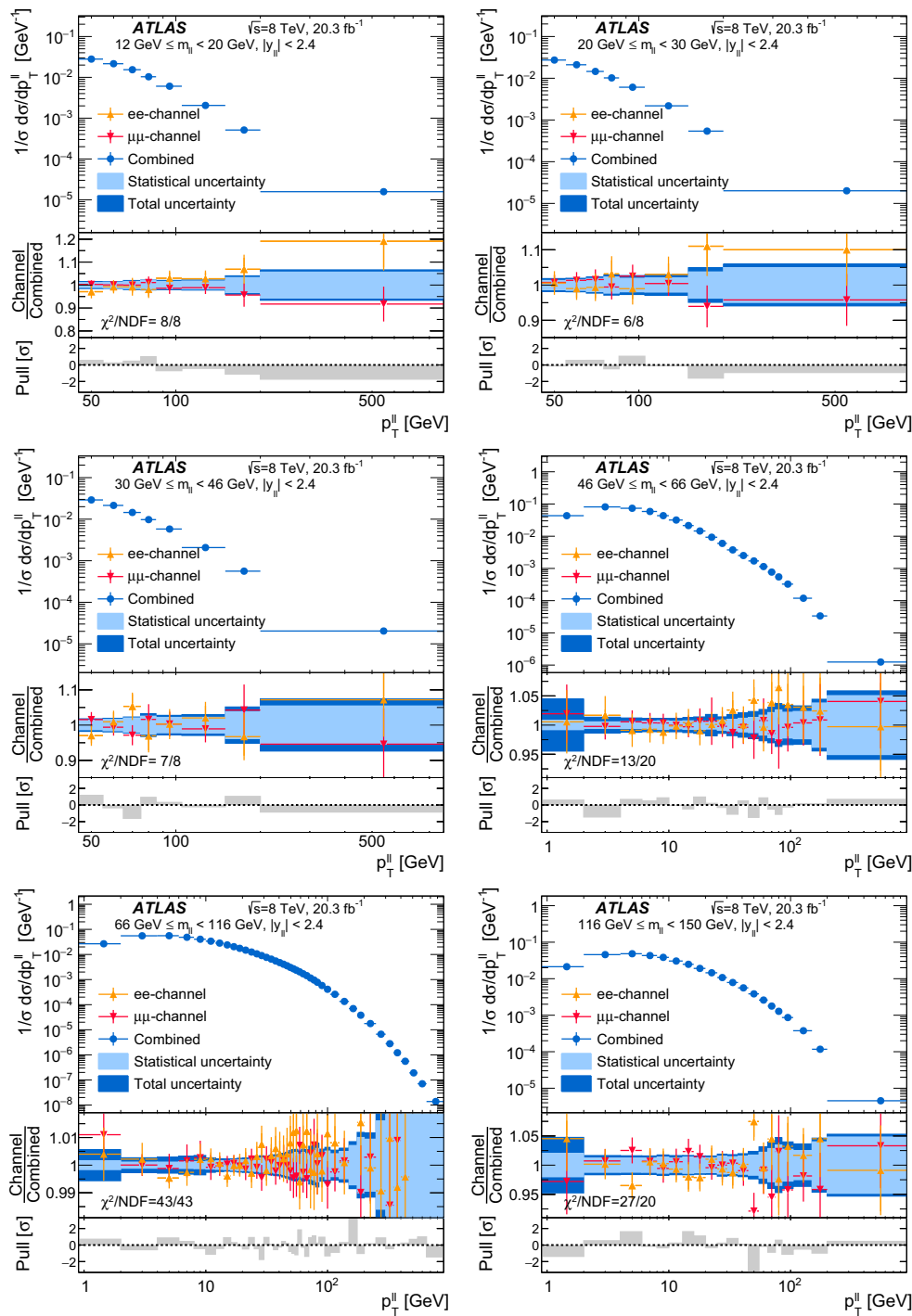


Fig. 6 The Born-level distributions of $(1/\sigma) d\sigma/dp_T^{\ell\ell}$ for the combination of the electron-pair and muon-pair channels, shown in six $m_{\ell\ell}$ regions for $|y_{\ell\ell}| < 2.4$. The central panel of each plot shows the ratios of the values from the individual channels to the combined values, where the error bars on the individual-channel measurements represent the total uncertainty uncorrelated between bins. The light-blue band represents the data statistical uncertainty on the combined value and the dark-blue band represents the total uncertainty (statistical and systematic). The χ^2 per degree of freedom is given. The lower panel of each plot shows the pull, defined as the difference between the electron-pair and muon-pair values divided by the uncertainty on that difference

dicted by RESBOS to the combined Born-level data for the six $|y_{\ell\ell}|$ regions at the Z-boson mass peak. Figure 10 shows the same comparison for the three $|y_{\ell\ell}|$ regions in the two $m_{\ell\ell}$ regions adjacent to the Z-boson mass peak. Also shown in these figures are the statistical and total uncertainties on the data, as well as the uncertainty in the RESBOS calculation

Table 4 Fiducial cross sections at Born level in the electron- and muon-pair channels as well as the combined value. The statistical and systematic uncertainties are given as a percentage of the cross section. An additional uncertainty of 2.8 % on the integrated luminosity, which is fully correlated between channels and among all $m_{\ell\ell}$ bins, pertains to these

$m_{\ell\ell}$ [GeV]	12–20	20–30	30–46	46–66	66–116	116–150
$\sigma(Z/\gamma^* \rightarrow e^+e^-)$ [pb]	1.42	1.04	1.01	15.16	537.64	5.72
Statistical uncertainty [%]	0.91	1.05	1.13	0.28	0.04	0.41
Detector uncertainty [%]	2.28	2.12	1.79	3.47	0.83	0.87
Background uncertainty [%]	3.16	1.97	2.36	2.77	0.14	0.83
Model uncertainty [%]	5.11	4.38	3.59	1.59	0.16	0.74
Total systematic uncertainty [%]	6.43	5.25	4.66	4.72	0.86	1.41
$\sigma(Z/\gamma^* \rightarrow \mu^+\mu^-)$ [pb]	1.45	1.04	0.97	14.97	535.25	5.48
Statistical uncertainty [%]	0.69	0.82	0.91	0.21	0.03	0.37
Detector uncertainty [%]	1.07	1.08	1.01	1.10	0.71	0.84
Background uncertainty [%]	0.75	2.19	2.00	1.48	0.04	0.97
Model uncertainty [%]	2.59	1.81	2.36	0.75	0.31	0.31
Total systematic uncertainty [%]	2.90	3.04	3.25	2.00	0.78	1.32
$\sigma(Z/\gamma^* \rightarrow \ell^+\ell^-)$ [pb]	1.45	1.03	0.97	14.96	537.10	5.59
Statistical uncertainty [%]	0.63	0.75	0.83	0.17	0.03	0.31
Detector uncertainty [%]	0.84	0.99	0.87	1.05	0.40	0.56
Background uncertainty [%]	0.18	0.85	1.42	1.28	0.06	0.77
Model uncertainty [%]	1.84	2.24	2.27	0.89	0.19	0.50
Total systematic uncertainty [%]	2.06	2.44	2.38	1.82	0.45	1.03

measurements. The individual uncertainty sources after the combination are not necessarily orthogonal and also do not include uncertainties uncorrelated between bins of $m_{\ell\ell}$. Therefore their quadratic sum may not give the total systematic uncertainty

arising from varying (See footnote 2) the QCD scales, the non-perturbative parameter a_Z , and PDFs.

For values of $\phi_\eta^* < 2$ for the $m_{\ell\ell}$ region around the Z-boson mass peak the predictions from RESBOS are generally consistent with the (much more precise) data within the assigned theoretical uncertainties. However, at larger values of ϕ_η^* this is not the case. For the region of $m_{\ell\ell}$ above the Z-boson mass peak the predictions from RESBOS are consistent with the data within uncertainties for all values of ϕ_η^* . For the region of $m_{\ell\ell}$ from 46 to 66 GeV the predictions from RESBOS lie below the data for $\phi_\eta^* > 0.4$. In this context it may be noted that a known deficiency of the RESBOS prediction is the lack of NNLO QCD corrections for the contributions from γ^* and from Z/γ^* interference. Similar deviations from the data in the mass region below the Z peak were observed in the D0 measurement in Ref. [23].

The theoretical uncertainties are highly correlated between different kinematic regions and therefore, as pointed out in Ref. [23], the ratio of $(1/\sigma) d\sigma/d\phi_\eta^*$ in different kinematic regions enables a more precise comparison of the predictions with data. For example, the question of whether or not the non-perturbative contribution to $p_T^{\ell\ell}$ varies with parton momentum fraction, x , or four-momentum transfer, Q^2 , may be investigated by examining how the shape of $(1/\sigma) d\sigma/d\phi_\eta^*$ evolves with $|y_{\ell\ell}|$ and $m_{\ell\ell}$ at low ϕ_η^* .

Figure 11 shows the ratio of the distribution of $(1/\sigma) d\sigma/d\phi_\eta^*$ in each region of $|y_{\ell\ell}|$ to the distribution in the central region ($|y_{\ell\ell}| < 0.4$), for events in the $m_{\ell\ell}$ region around the Z-boson mass peak. The distributions are shown for data (with associated statistical and total uncertainties) as well as for RESBOS. It can be seen that the uncertainties on the RESBOS predictions, arising from varying (See footnote 2) the QCD scales, the non-perturbative parameter a_Z , and PDFs, are of a comparable size to the uncertainties on the corrected data. The predictions from RESBOS are consistent with the data within the assigned uncertainties. Figure 12 shows equivalent comparisons for the $m_{\ell\ell}$ regions from 46 GeV to 66 GeV and from 116 GeV to 150 GeV. It can be seen that the predictions from RESBOS are again consistent with the data within the assigned uncertainties. Therefore it can be concluded that RESBOS describes the evolution with $|y_{\ell\ell}|$ of the shape of the $(1/\sigma) d\sigma/d\phi_\eta^*$ measurements well, and rather better than it describes the basic shape of the data (Figs. 9, 10).

Figure 13 shows the ratio of $(1/\sigma) d\sigma/d\phi_\eta^*$ in the $m_{\ell\ell}$ region from 116 GeV to 150 GeV to that in the $m_{\ell\ell}$ region from 46 GeV to 66 GeV, for the three divisions of $|y_{\ell\ell}|$. The ratio is shown for data (with associated statistical and total uncertainties) as well as for RESBOS. It can again be seen that the uncertainties on the RESBOS predictions,

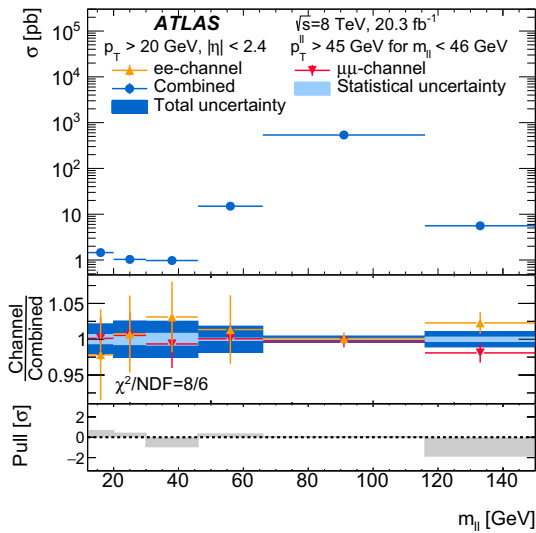


Fig. 7 Born-level fiducial cross sections in bins of $m_{\ell\ell}$ for the combination of the electron-pair and muon-pair channels. The middle plot shows the ratios of the values from the individual channels to the combined values, where the error bars on the individual-channel measurements represent the total uncertainty uncorrelated between bins. The light-blue band represents the data statistical uncertainty on the combined value. The dark-blue band represents the total uncertainty (statistical and systematic), except for the uncertainty of 2.8 % on the integrated luminosity, which is fully correlated between channels and among all $m_{\ell\ell}$ bins. The χ^2 per degree of freedom is given. The lower plot shows the pull, defined as the difference between the electron-pair and muon-pair values divided by the uncertainty on that difference. The fiducial regions to which these cross sections correspond are specified in Table 1. Note that $p_T^{\ell\ell}$ is required to be greater than 45 GeV for $m_{\ell\ell} < 46$ GeV

arising from varying (See footnote 2) the QCD scales, the non-perturbative parameter a_Z , and PDFs, and shown as a yellow band, are of a comparable size to the uncertainties on the corrected data. For values of $\phi_{\eta}^* < 0.5$ the predictions from RESBOS are consistent with the data within the assigned theoretical uncertainties showing that RESBOS is able to describe the evolution of the ϕ_{η}^* distribution with $m_{\ell\ell}$. However, at larger values of ϕ_{η}^* this is not the case.

5.3 Comparison to parton-shower approaches

Figures 14, 15 and 16 show the comparison of the $(1/\sigma) d\sigma/dp_T^{\ell\ell}$ distributions to the predictions of MC generators using the parton-shower approach: POWHEG+PYTHIA (with both the AU2 [30] and AZNLO [14] tunes), POWHEG+HERWIG (only shown for the $m_{\ell\ell}$ region around the Z peak) and SHERPA. Figure 14 shows the ratio of $(1/\sigma) d\sigma/dp_T^{\ell\ell}$ as predicted by the MC generators, to the combined Born-level data in each of the six $m_{\ell\ell}$ regions for $|y_{\ell\ell}| < 2.4$. Figure 15 shows the ratio for each of the six $|y_{\ell\ell}|$ regions at the Z-boson mass peak. Between $p_T^{\ell\ell}$ values of approximately 5 GeV and 100 GeV for $m_{\ell\ell} > 46$ GeV the MC generators describe

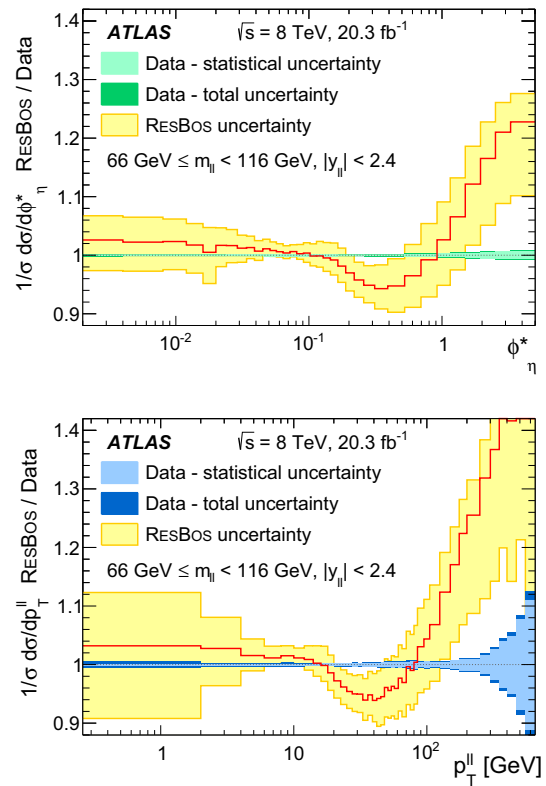


Fig. 8 The ratio of the predictions of RESBOS for the Z-boson mass peak and for $|y_{\ell\ell}| < 2.4$ to the combined Born-level data for $(1/\sigma) d\sigma/d\phi_{\eta}^*$ (top) and $(1/\sigma) d\sigma/dp_T^{\ell\ell}$ (bottom). The light-green (light-blue) band represents the statistical uncertainty on the data for ϕ_{η}^* ($p_T^{\ell\ell}$) and the dark-green (dark-blue) band represents the total uncertainty (statistical and systematic) on the data. The yellow band represents the uncertainty in the RESBOS calculation arising from varying (See footnote 2) the QCD scales, the non-perturbative parameter a_Z , and PDFs

the shape of the data to within 10 %. However, outside this range, and in the regions with very low $m_{\ell\ell}$, the agreement worsens. For values of $p_T^{\ell\ell} < 50$ GeV for the $m_{\ell\ell}$ region around the Z-boson mass peak the best description is provided by POWHEG+PYTHIA (AZNLO), which was tuned to exactly this kinematic region in the 7 TeV data [14]. However, at high values of $p_T^{\ell\ell}$ around the Z-boson mass peak and in other $m_{\ell\ell}$ regions this MC tune does not describe the data well and also does not outperform the POWHEG+PYTHIA AU2 tune. The differences between SHERPA and the data are generally of a similar magnitude, but of opposite sign, to those seen for POWHEG+PYTHIA.

Figure 16 shows the ratio of the distribution of $(1/\sigma) d\sigma/dp_T^{\ell\ell}$ in each region of $|y_{\ell\ell}|$ to the distribution in the central region ($|y_{\ell\ell}| < 0.4$), for events in the $m_{\ell\ell}$ region around the Z-boson mass peak. The distributions are shown for data (with associated statistical and total uncertainties) as well as for predictions from three parton-shower MC generators. The MC generators describe the data reasonably well over the entire range of $p_T^{\ell\ell}$ and generally much better than they

Fig. 9 The ratio of $(1/\sigma) d\sigma/d\phi_\eta^*$ as predicted by RESBOS to the combined Born-level data, for the six $|y_{\ell\ell}|$ regions at the Z-boson mass peak. The light-green band represents the statistical uncertainty on the data and the dark-green band represents the total uncertainty (statistical and systematic) on the data. The yellow band represents the uncertainty in the RESBOS calculation arising from varying (See footnote 2) the QCD scales, the non-perturbative parameter a_Z , and PDFs

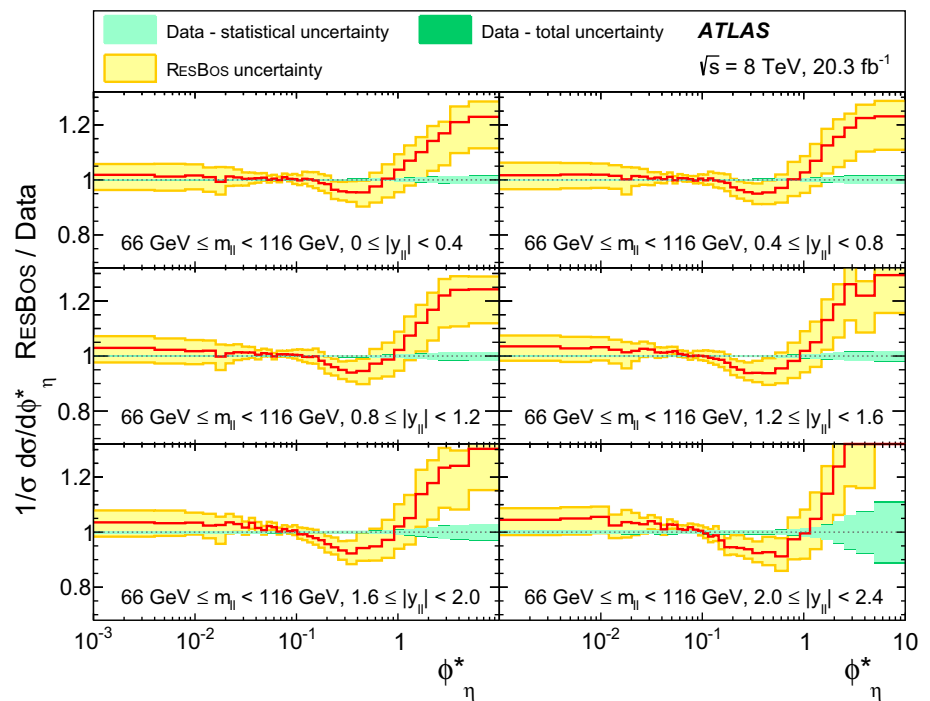
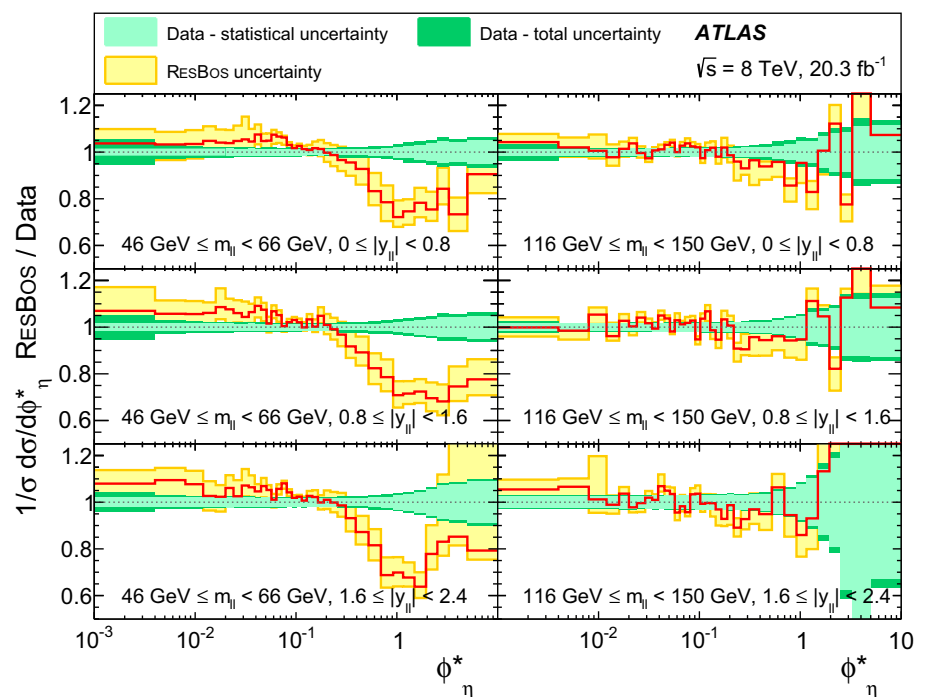


Fig. 10 The ratio of $(1/\sigma) d\sigma/d\phi_\eta^*$ as predicted by RESBOS to the combined Born-level data, for the three $|y_{\ell\ell}|$ regions in the two $m_{\ell\ell}$ regions adjacent to the Z-boson mass peak. The light-green band represents the statistical uncertainty on the data and the dark-green band represents the total uncertainty (statistical and systematic) on the data. The yellow band represents the uncertainty in the RESBOS calculation arising from varying (See footnote 2) the QCD scales, the non-perturbative parameter a_Z , and PDFs



describe the $(1/\sigma) d\sigma/dp_T^{\ell\ell}$ distributions (Figs. 14, 15) – although there are discrepancies of up to 5 % with respect to data for $p_T^{\ell\ell} < 4$ GeV.

For comparison with Fig. 14, Fig. 17 shows the ratio of $(1/\sigma) d\sigma/d\phi_\eta^*$ as predicted by the MC generators, to the combined Born-level data in each of the three $m_{\ell\ell}$ regions from 46 GeV to 150 GeV for $|y_{\ell\ell}| < 2.4$. The differences between

MC predictions and data seen in Fig. 17 are consistent with those seen in Fig. 14.

5.4 Fixed-order QCD and electroweak corrections

Figure 18 shows the ratio of $d\sigma/dp_T^{\ell\ell}$ as predicted by the fixed-order perturbative QCD predictions of DYNNOLO to

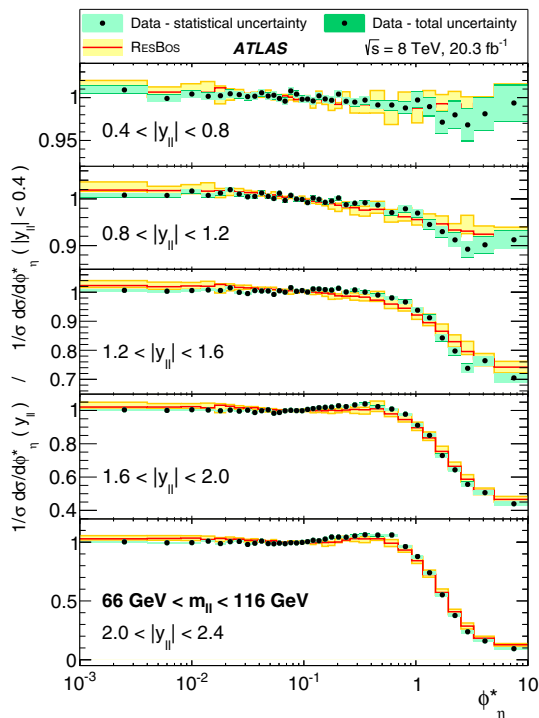


Fig. 11 The distribution of $(1/\sigma) d\sigma/d\phi_\eta^*$ at Born level in each region of $|y_{\ell\ell}|$, shown as a ratio to the central rapidity region ($|y_{\ell\ell}| < 0.4$), for events at the Z-boson mass peak. The data, shown as points, are compared to the predictions of RESBOS. The light-green band represents the statistical uncertainty on the data and the dark-green band represents the total uncertainty on the data (treating systematic uncertainties as uncorrelated between regions of $|y_{\ell\ell}|$). The yellow band represents the uncertainty in the RESBOS calculation arising from varying (See footnote 2) the QCD scales, the non-perturbative parameter a_Z , and PDFs

Born-level data for six regions of $m_{\ell\ell}$ from 12 GeV to 150 GeV. The prediction is shown both with and without NLO EW corrections [53]. The data are shown with their associated statistical and total uncertainties. The predictions are not expected to describe the shape of the data for lower values of $p_T^{\ell\ell}$, where it is known that the effects of soft-gluon emissions become important. At $p_T^{\ell\ell} > 30$ GeV the shape of the $p_T^{\ell\ell}$ distribution is described within uncertainties by DYNNLO. However, the prediction is consistently low by about 15 % compared to the data across all $m_{\ell\ell}$ ranges, which is not covered by the evaluated scale and PDF uncertainties, although a recent calculation suggests the size of order α_s^3 corrections to be +(5–10) % for $p_T^{\ell\ell} \gtrsim 60$ GeV [66]. The observed behaviour of DYNNLO is consistent with the results at $\sqrt{s} = 7$ TeV near the Z peak [14]. The application of NLO EW corrections predicts an approximately 5 % increase of the cross section below the Z-peak region due to effects of γ^* exchange, while a suppression of up to 20 % at highest $p_T^{\ell\ell}$ is predicted due to large Sudakov logarithms [53]. The change in the prediction induced by the addition of the EW corrections is significantly smaller than both the uncertainty on the NNLO QCD prediction and the difference between the

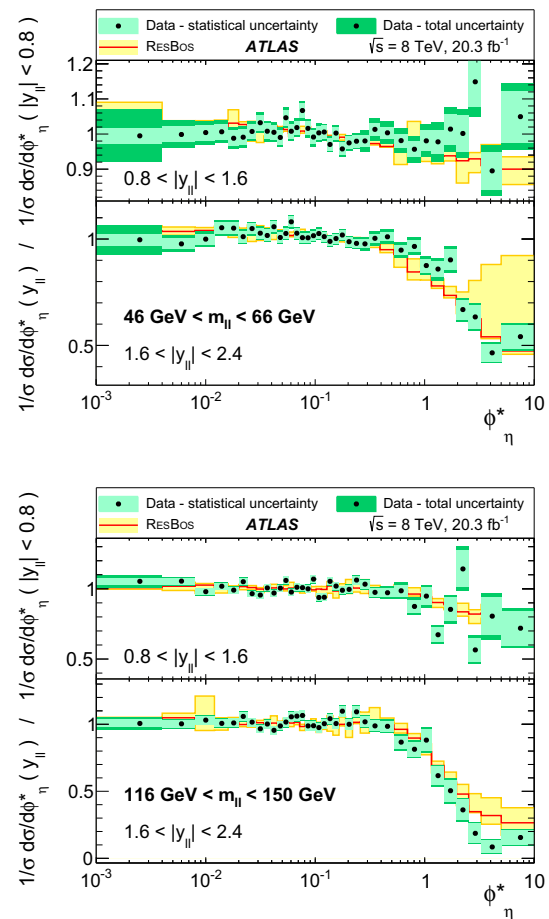


Fig. 12 The distribution of $(1/\sigma) d\sigma/d\phi_\eta^*$ at Born level in each region of $|y_{\ell\ell}|$, shown as a ratio to the central rapidity region ($|y_{\ell\ell}| < 0.8$), for events with $m_{\ell\ell}$ between 46 to 66 GeV (upper plots) and 116 to 150 GeV (lower plots). The data, shown as points, are compared to the predictions of RESBOS. The light-green band represents the statistical uncertainty on the data and the dark-green band represents the total uncertainty on the data (treating systematic uncertainties as uncorrelated between regions of $|y_{\ell\ell}|$). The yellow band represents the uncertainty in the RESBOS calculation arising from varying (See footnote 2) the QCD scales, the non-perturbative parameter a_Z , and PDFs

prediction and data. Therefore, no conclusions can be drawn on whether or not their addition leads to an improvement in agreement between data and theory.

6 Conclusion

Measurements are presented of the ϕ_η^* and $p_T^{\ell\ell}$ distributions of Drell–Yan lepton-pair events using 20.3 fb^{-1} of $\sqrt{s} = 8$ TeV pp collision data collected with the ATLAS detector. The results presented here expand upon those presented previously by ATLAS at $\sqrt{s} = 7$ TeV, by providing measurements in regions of $m_{\ell\ell}$ above and below, as well as on, the Z-boson mass peak, and also in finer divisions of $|y_{\ell\ell}|$ than were presented at $\sqrt{s} = 7$ TeV. Measurements for

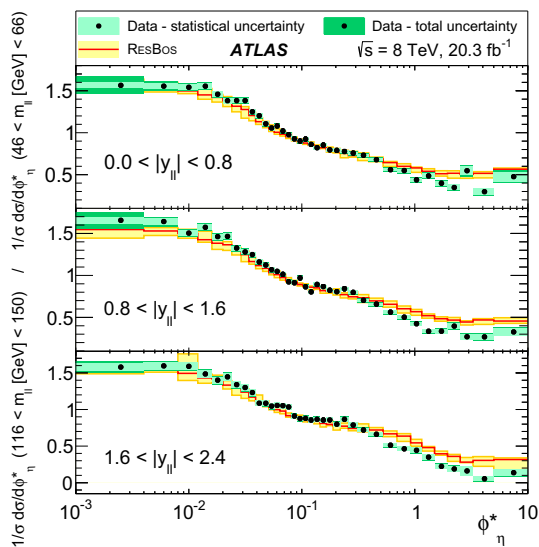
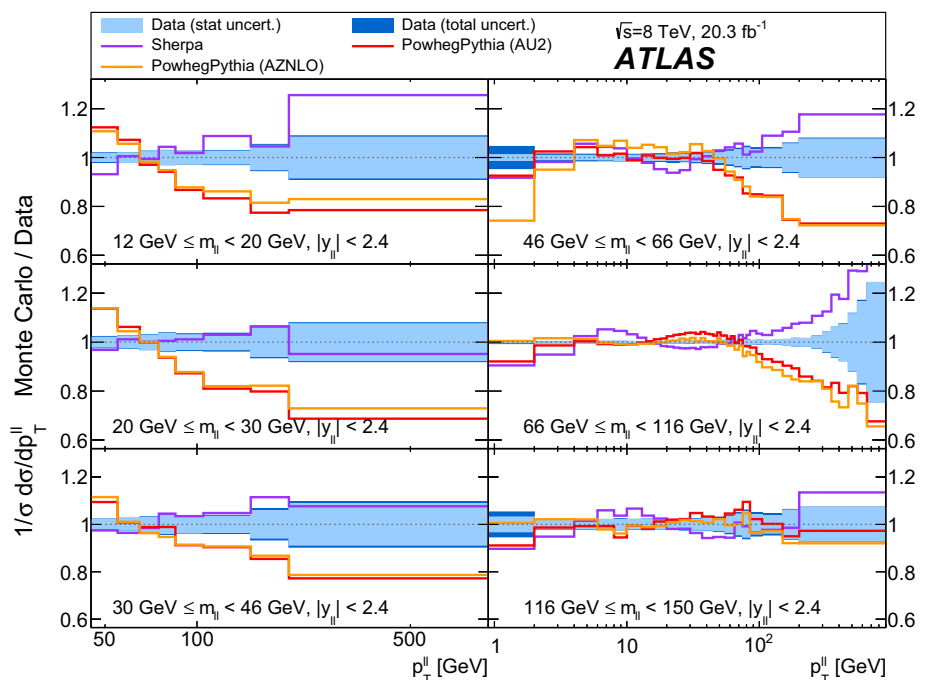


Fig. 13 The ratio of $(1/\sigma) d\sigma/d\phi_\eta^*$ in the $m_{\ell\ell}$ region from 116 to 150 GeV to that in the $m_{\ell\ell}$ region from 46 to 66 GeV, for three regions of $|y_{\ell\ell}|$. The data, shown as points, are compared to the predictions of RESBOS. The light-green band represents the statistical uncertainty on the data and the dark-green band represents the total uncertainty on the data (treating systematic uncertainties as uncorrelated between the mass regions). The yellow band represents the uncertainty in the RESBOS calculation arising from varying (See footnote 2) the QCD scales, the non-perturbative parameter a_Z , and PDFs

both the electron- and muon-pair channels are provided corresponding to a variety of particle-level definitions that differ in the size of the correction for final-state photon radiation. The results from the two channels at the Born level are com-

Fig. 14 The ratio of $(1/\sigma) d\sigma/dp_T^{\ell\ell}$ as predicted by various MC generators to the combined Born-level data, in six different regions of $m_{\ell\ell}$ for $|y_{\ell\ell}| < 2.4$. The light-blue band represents the statistical uncertainty on the data and the dark-blue band represents the total uncertainty (statistical and systematic) on the data



pared and compared to a variety of theoretical predictions. In addition, measurements of the integrated cross section in six bins of $m_{\ell\ell}$ are given.

The predictions from RESBOS, which include the effects of soft-gluon resummation, are compared to the normalised ϕ_η^* distributions $(1/\sigma) d\sigma/d\phi_\eta^*$. These predictions are consistent with the data within the assigned theoretical uncertainties within certain kinematic regions, especially at low values of ϕ_η^* : $\phi_\eta^* < 0.4$ for $46 \text{ GeV} < m_{\ell\ell} < 66 \text{ GeV}$; $\phi_\eta^* < 2$ for $66 \text{ GeV} < m_{\ell\ell} < 116 \text{ GeV}$; and over the full range of ϕ_η^* for $116 \text{ GeV} < m_{\ell\ell} < 150 \text{ GeV}$. However, outside these kinematic ranges, i.e., for larger values of ϕ_η^* , the predictions show significant deviations from the data. The evolution of $(1/\sigma) d\sigma/d\phi_\eta^*$ with $|y_{\ell\ell}|$ and $m_{\ell\ell}$ (for which the theoretical uncertainties on the predictions largely cancel) is generally well described by RESBOS.

Predictions from MC generators with parton showers are compared to the normalised $p_T^{\ell\ell}$ distributions in a similar manner. Between $p_T^{\ell\ell}$ values of approximately 5 GeV and 100 GeV for $m_{\ell\ell} > 46 \text{ GeV}$ the MC generators describe the basic shape of the data to within 10%. However outside this range, and in the very-low regions of $m_{\ell\ell}$ the agreement worsens. The MC generators do though provide a reasonable description of the evolution of the $p_T^{\ell\ell}$ distributions with $|y_{\ell\ell}|$ for the $m_{\ell\ell}$ region around the Z-boson mass peak. Fixed-order predictions from DYNLO are compared to the absolute $p_T^{\ell\ell}$ differential cross-section distributions. The predictions describe the shape of the data within uncertainties

Fig. 15 The ratio of $(1/\sigma) d\sigma/dp_T^{\ell\ell}$ as predicted by various MC generators to the combined Born-level data, in different $|y_{\ell\ell}|$ ranges for events at the Z-boson mass peak. The light-blue band represents the statistical uncertainty on the data and the dark-blue band represents the total uncertainty (statistical and systematic) on the data

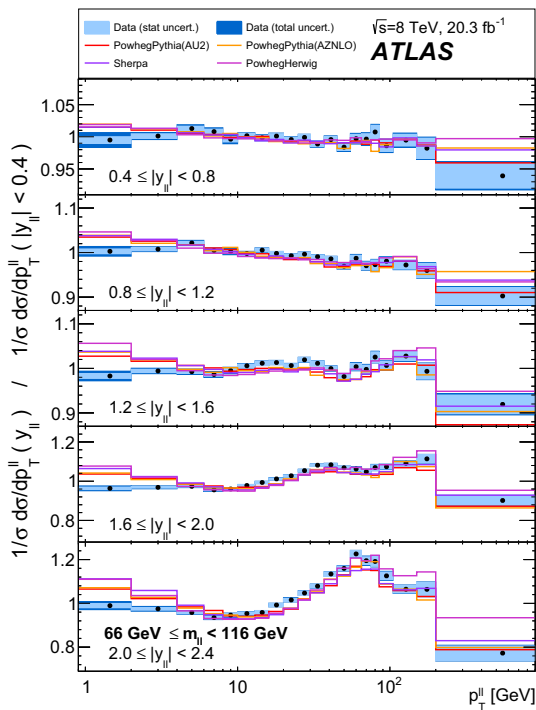
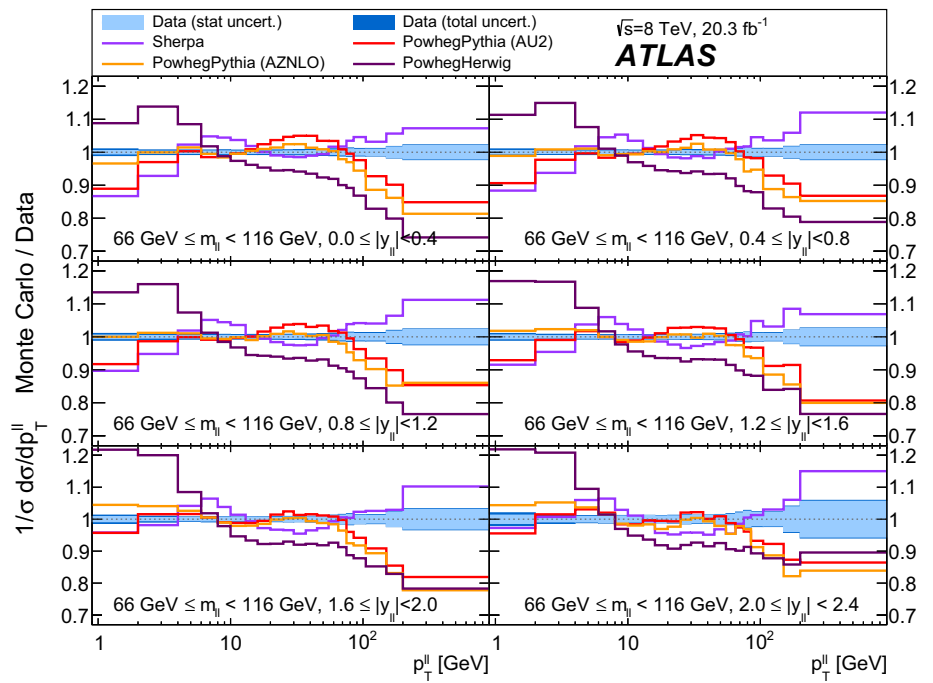


Fig. 16 The distribution of $(1/\sigma) d\sigma/dp_T^{\ell\ell}$ at Born level in each region of $|y_{\ell\ell}|$, shown as a ratio to the central rapidity region ($|y_{\ell\ell}| < 0.4$), for events at the Z-boson mass peak. The data, shown as points, are compared to the predictions of various MC generators. The light-blue band represents the statistical uncertainty on the data and the dark-blue band represents the total uncertainty on the data (treating systematic uncertainties as uncorrelated between regions of $|y_{\ell\ell}|$)

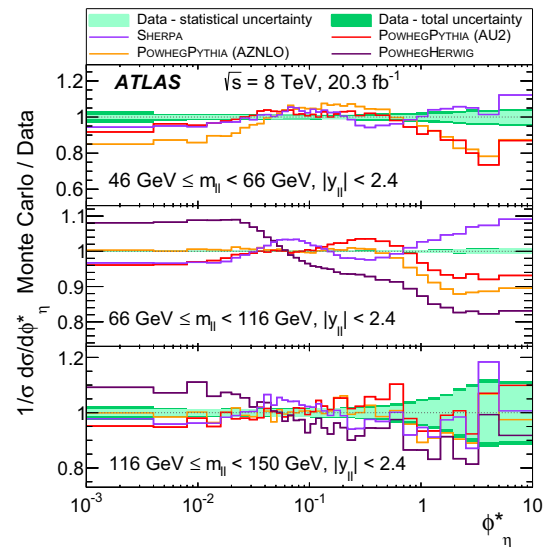


Fig. 17 The ratio of $(1/\sigma) d\sigma/d\phi_{\eta}^*$ as predicted by various MC generators to the combined Born-level data, in three different regions of $m_{\ell\ell}$ for $|y_{\ell\ell}| < 2.4$. The light-green band represents the statistical uncertainty on the data and the dark-green band represents the total uncertainty (statistical and systematic) on the data

for $p_T^{\ell\ell} > 40$ GeV but only describe the absolute values to within 15 %, which is not covered by the evaluated scale and PDF uncertainties. The data and QCD predictions are not precise enough to be sensitive to the inclusion of EW corrections.

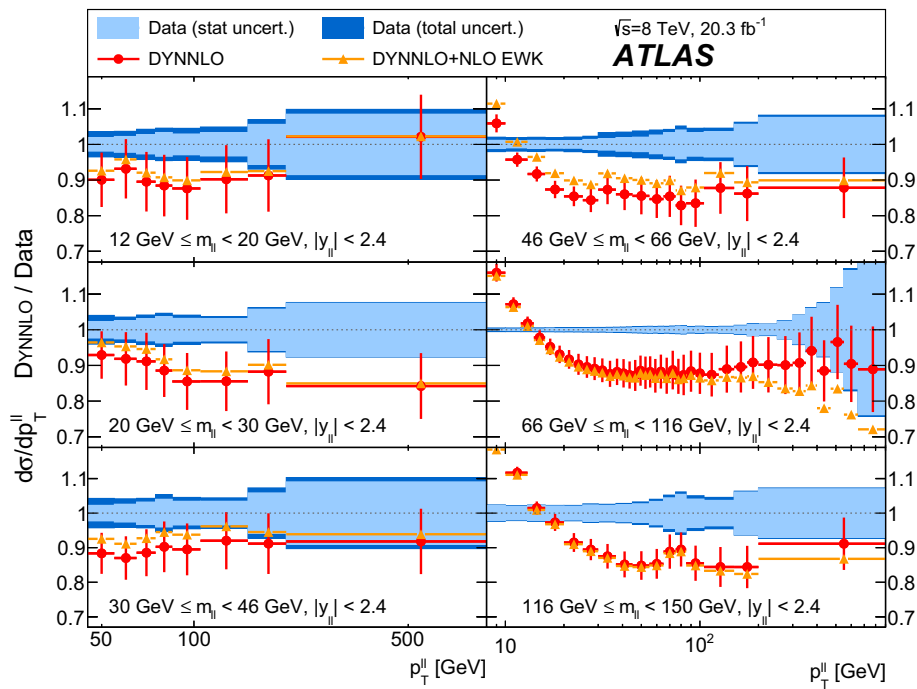


Fig. 18 The ratio of $d\sigma/dp_T^{\ell\ell}$ as predicted by the DYNNLO MC generator to the combined Born-level data, for six regions of $m_{\ell\ell}$ from 12 to 150 GeV. Two sets of DYNNLO predictions are shown, one of which includes NLO EW corrections while the other does not. The error bars on the DYNNLO predictions represent the uncertainty arising from varying the QCD scales and PDFs. Additional uncertainties introduced by

the inclusion of the EW corrections are at the level of 2–4 % and are always significantly smaller than the QCD scale and PDF uncertainties. Therefore for clarity these points are shown without uncertainty bars. The light-blue band represents the statistical uncertainty on the data and the dark-blue band represents the total uncertainty (statistical and systematic) on the data

Acknowledgments We thank CERN for the very successful operation of the LHC, as well as the support staff from our institutions without whom ATLAS could not be operated efficiently. We acknowledge the support of ANPCyT, Argentina; YerPhI, Armenia; ARC, Australia; BMWFW and FWF, Austria; ANAS, Azerbaijan; SSTC, Belarus; CNPq and FAPESP, Brazil; NSERC, NRC and CFI, Canada; CERN; CONICYT, Chile; CAS, MOST and NSFC, China; COLCIENCIAS, Colombia; MSMT CR, MPO CR and VSC CR, Czech Republic; DNRF and DNSRC, Denmark; IN2P3-CNRS, CEA-DSM/IRFU, France; GNSF, Georgia; BMBF, HGF, and MPG, Germany; GSRT, Greece; RGC, Hong Kong SAR, China; ISF, I-CORE and Benozziyo Center, Israel; INFN, Italy; MEXT and JSPS, Japan; CNRST, Morocco; FOM and NWO, Netherlands; RCN, Norway; MNiSW and NCN, Poland; FCT, Portugal; MNE/IFA, Romania; MES of Russia and NRC KI, Russian Federation; JINR; MESTD, Serbia; MSSR, Slovakia; ARRS and MIZŠ, Slovenia; DST/NRF, South Africa; MINECO, Spain; SRC and Wallenberg Foundation, Sweden; SERI, SNSF and Cantons of Bern and Geneva, Switzerland; MOST, Taiwan; TAEK, Turkey; STFC, United Kingdom; DOE and NSF, United States of America. In addition, individual groups and members have received support from BCKDF, the Canada Council, CANARIE, CRC, Compute Canada, FQRNT, and the Ontario Innovation Trust, Canada; EPLANET, ERC, FP7, Horizon 2020 and Marie Skłodowska-Curie Actions, European Union; Investissements d’Avenir Labex and IDEX, ANR, Région Auvergne and Fondation Partager le Savoir, France; DFG and AvH Foundation, Germany; Herakleitos, Thales and Aristeia programmes co-financed by EU-ESF and the Greek NSRF; BSF, GIF and Minerva, Israel; BRF, Norway; the Royal Society and Leverhulme Trust, United Kingdom. The crucial computing support from all WLCG partners is acknowledged gratefully,

in particular from CERN and the ATLAS Tier-1 facilities at TRIUMF (Canada), NDGF (Denmark, Norway, Sweden), CC-IN2P3 (France), KIT/GridKA (Germany), INFN-CNAF (Italy), NL-T1 (Netherlands), PIC (Spain), ASGC (Taiwan), RAL (UK) and BNL (USA) and in the Tier-2 facilities worldwide.

Open Access This article is distributed under the terms of the Creative Commons Attribution 4.0 International License (<http://creativecommons.org/licenses/by/4.0/>), which permits unrestricted use, distribution, and reproduction in any medium, provided you give appropriate credit to the original author(s) and the source, provide a link to the Creative Commons license, and indicate if changes were made. Funded by SCOAP³.

Appendix

In the Tables 6, 7, 8, 9, 10, 11, 12, 13, 14, 15, 16, 17, 18, 19, 20, 21, 22, 23, 24, 25, 26, 27, 28, 29, 30 and 31 in this appendix the values of $(1/\sigma)d\sigma/d\phi_\eta^*$ and $(1/\sigma)d\sigma/dp_T^{\ell\ell}$ are given for each region of $m_{\ell\ell}$ and $|y_{\ell\ell}|$ considered. The electron-pair results are given at the dressed and Born levels, and the muon-pair results at the bare, dressed and Born levels. The Born-level combined results are also given. The associated statistical and systematic uncertainties (both uncorrelated and correlated between bins in ϕ_η^* or $p_T^{\ell\ell}$) are provided in percentage form.

Table 5 The values of $(1/\sigma) d\sigma/d\phi_\eta^*$ in each bin of ϕ_η^* for the electron and muon channels separately (for various particle-level definitions) and for the Born-level combination in the kinematic region $46 \text{ GeV} \leq m_{\ell\ell} < 66 \text{ GeV}$, $0 \leq |\eta_{\ell\ell}| < 0.8$. The associated statistical and systematic (both uncorrelated and correlated between bins of ϕ_η^*) are provided in percentage form

Bin	$(1/\sigma) d\sigma/d\phi_\eta^* \pm \text{Statistical [\%]} \pm \text{Uncorrelated systematic [\%]} \pm \text{Correlated systematic [\%]}$		
	Electron channel		Muon channel
	Dressed	Born	Bare
0-0.004	6.778 ± 2.4 ± 0.9 ± 5.9	7.256 ± 2.4 ± 1.0 ± 6.0	6.688 ± 2.0 ± 0.8 ± 5.0
0.004-0.008	6.662 ± 2.3 ± 0.9 ± 2.3	7.051 ± 2.3 ± 0.9 ± 2.6	7.079 ± 2.0 ± 0.8 ± 1.9
0.008-0.012	6.781 ± 2.3 ± 0.9 ± 1.5	7.179 ± 2.3 ± 0.9 ± 1.9	6.747 ± 2.1 ± 0.8 ± 1.4
0.012-0.016	6.561 ± 2.3 ± 0.9 ± 1.1	6.926 ± 2.3 ± 0.9 ± 1.6	6.680 ± 2.0 ± 0.8 ± 1.1
0.016-0.020	6.540 ± 2.3 ± 0.9 ± 1.0	6.927 ± 2.3 ± 1.0 ± 1.5	6.542 ± 2.0 ± 0.8 ± 0.9
0.020-0.024	6.327 ± 2.3 ± 0.9 ± 1.1	6.714 ± 2.3 ± 0.9 ± 1.6	6.437 ± 2.1 ± 0.9 ± 0.9
0.024-0.029	6.102 ± 2.1 ± 0.8 ± 0.9	6.408 ± 2.1 ± 0.9 ± 1.4	6.072 ± 1.9 ± 0.8 ± 0.9
0.029-0.034	5.682 ± 2.2 ± 0.8 ± 0.8	5.957 ± 2.2 ± 0.9 ± 1.4	5.877 ± 2.0 ± 0.8 ± 0.8
0.034-0.039	5.868 ± 2.2 ± 0.8 ± 0.9	6.185 ± 2.2 ± 0.9 ± 1.4	5.468 ± 2.1 ± 0.8 ± 0.8
0.039-0.045	5.263 ± 2.1 ± 0.8 ± 0.5	5.485 ± 2.1 ± 0.9 ± 1.3	5.428 ± 1.9 ± 0.8 ± 0.8
0.045-0.051	5.032 ± 2.1 ± 0.8 ± 0.6	5.274 ± 2.1 ± 0.9 ± 1.3	5.182 ± 1.9 ± 0.8 ± 0.9
0.051-0.057	4.796 ± 2.2 ± 0.8 ± 0.6	4.964 ± 2.2 ± 0.8 ± 1.3	4.862 ± 2.0 ± 0.8 ± 0.8
0.057-0.064	4.443 ± 2.1 ± 0.8 ± 0.7	4.603 ± 2.1 ± 0.8 ± 1.3	4.430 ± 1.9 ± 0.8 ± 0.5
0.064-0.072	4.113 ± 2.0 ± 0.8 ± 0.6	4.271 ± 2.0 ± 0.8 ± 1.3	4.052 ± 1.9 ± 0.8 ± 0.4
0.072-0.081	3.766 ± 2.0 ± 0.7 ± 0.7	3.876 ± 2.0 ± 0.8 ± 1.3	3.759 ± 1.8 ± 0.7 ± 0.5
0.081-0.091	3.400 ± 2.0 ± 1.2 ± 1.0	3.495 ± 2.0 ± 1.2 ± 1.5	3.517 ± 1.8 ± 0.7 ± 0.5
0.091-0.102	3.231 ± 2.0 ± 0.7 ± 0.8	3.318 ± 2.0 ± 0.8 ± 1.4	3.107 ± 1.8 ± 0.7 ± 0.5
0.102-0.114	2.833 ± 2.0 ± 0.7 ± 0.8	2.848 ± 2.0 ± 0.8 ± 1.4	2.814 ± 1.8 ± 0.7 ± 0.5
0.114-0.128	2.555 ± 2.0 ± 0.7 ± 0.7	2.596 ± 2.0 ± 0.8 ± 1.3	2.477 ± 1.8 ± 0.7 ± 0.7
0.128-0.145	2.206 ± 1.9 ± 0.7 ± 0.7	2.204 ± 1.9 ± 0.7 ± 1.4	2.175 ± 1.7 ± 0.7 ± 0.5
0.145-0.165	1.830 ± 1.9 ± 0.7 ± 0.7	1.799 ± 1.9 ± 0.8 ± 1.4	1.846 ± 1.7 ± 0.7 ± 0.6
0.165-0.189	1.545 ± 1.9 ± 0.7 ± 0.8	1.519 ± 1.9 ± 0.8 ± 1.4	1.535 ± 1.7 ± 0.7 ± 0.5
0.189-0.219	1.235 ± 1.9 ± 1.1 ± 1.0	1.185 ± 1.9 ± 1.2 ± 1.5	1.292 ± 1.7 ± 0.7 ± 0.6
0.219-0.258	1.008 ± 1.8 ± 0.7 ± 0.9	0.949 ± 1.8 ± 0.7 ± 1.5	1.003 ± 1.7 ± 0.7 ± 0.6
0.258-0.312	0.767 ± 1.8 ± 0.7 ± 0.9	0.707 ± 1.8 ± 0.8 ± 2.2	0.772 ± 1.6 ± 0.7 ± 0.7
0.312-0.391	0.545 ± 1.8 ± 0.8 ± 0.9	0.488 ± 1.8 ± 0.9 ± 2.2	0.530 ± 1.6 ± 0.7 ± 0.6
0.391-0.524	0.337 ± 1.8 ± 0.7 ± 1.0	0.299 ± 1.8 ± 0.7 ± 2.2	0.336 ± 1.6 ± 0.6 ± 1.1
0.524-0.695	0.201 ± 2.0 ± 0.8 ± 1.8	0.183 ± 2.0 ± 0.8 ± 2.7	0.194 ± 1.8 ± 0.8 ± 1.9
0.695-0.918	0.105 ± 2.5 ± 1.0 ± 1.5	0.0978 ± 2.5 ± 1.0 ± 2.5	0.113 ± 2.2 ± 1.0 ± 2.1
0.918-1.153	0.0647 ± 3.2 ± 1.3 ± 1.9	0.0623 ± 3.2 ± 1.4 ± 2.7	0.0613 ± 3.0 ± 1.3 ± 2.9
1.153-1.496	0.0342 ± 3.9 ± 2.7 ± 2.9	0.0330 ± 3.9 ± 2.8 ± 3.6	0.0333 ± 3.2 ± 1.7 ± 4.2
1.496-1.947	0.0184 ± 4.7 ± 2.2 ± 3.0	0.0181 ± 4.7 ± 2.2 ± 3.6	0.0169 ± 4.1 ± 2.1 ± 3.3
1.947-2.522	0.00907 ± 6.1 ± 3.0 ± 3.7	0.00885 ± 6.1 ± 3.1 ± 4.3	0.00989 ± 4.7 ± 2.2 ± 2.9
2.522-3.277	0.00454 ± 7.5 ± 4.6 ± 3.1	0.00445 ± 7.5 ± 4.7 ± 3.8	0.00447 ± 6.1 ± 2.7 ± 4.2
3.277-5.000	0.00252 ± 6.3 ± 2.8 ± 4.0	0.00252 ± 6.3 ± 2.8 ± 4.6	0.00220 ± 5.7 ± 2.6 ± 3.8
5.000-10.000	0.000525 ± 8.6 ± 3.9 ± 3.4	0.000510 ± 8.6 ± 3.9 ± 4.0	0.000585 ± 6.4 ± 2.9 ± 4.0
			0.000577 ± 6.4 ± 2.9 ± 4.6
			0.00219 ± 5.7 ± 2.6 ± 3.8
			0.00441 ± 6.1 ± 2.7 ± 4.2
			0.00975 ± 4.7 ± 2.2 ± 2.9
			0.0167 ± 4.1 ± 2.1 ± 3.3
			0.0328 ± 3.2 ± 1.7 ± 4.2
			0.0569 ± 3.0 ± 1.3 ± 2.9
			0.0609 ± 3.0 ± 1.3 ± 2.9
			0.102 ± 2.2 ± 1.0 ± 2.7
			0.170 ± 1.8 ± 0.8 ± 2.5
			0.293 ± 1.6 ± 0.6 ± 2.0
			0.472 ± 1.6 ± 0.7 ± 1.8
			0.702 ± 1.6 ± 0.7 ± 1.9
			0.944 ± 1.7 ± 0.7 ± 0.9
			1.240 ± 1.7 ± 0.7 ± 0.8
			1.497 ± 1.7 ± 0.7 ± 0.8
			1.836 ± 1.7 ± 0.7 ± 0.8
			2.160 ± 1.7 ± 0.7 ± 0.8
			2.518 ± 1.8 ± 0.7 ± 0.9
			2.882 ± 1.8 ± 0.7 ± 1.5
			3.224 ± 1.8 ± 0.7 ± 1.5
			3.665 ± 1.8 ± 0.7 ± 1.5
			3.912 ± 1.8 ± 0.7 ± 1.5
			4.256 ± 1.9 ± 0.8 ± 1.4
			4.663 ± 1.9 ± 0.8 ± 1.5
			5.111 ± 2.0 ± 0.8 ± 1.4
			5.505 ± 1.9 ± 0.8 ± 1.5
			5.669 ± 1.9 ± 0.8 ± 1.4
			5.798 ± 2.1 ± 0.8 ± 1.4
			6.214 ± 2.0 ± 0.8 ± 1.4
			6.472 ± 1.9 ± 0.8 ± 1.5
			6.755 ± 2.1 ± 0.9 ± 1.7
			6.884 ± 2.0 ± 0.8 ± 1.6
			6.981 ± 1.5 ± 0.6 ± 1.5
			7.085 ± 2.0 ± 0.8 ± 2.0
			7.169 ± 2.1 ± 0.8 ± 2.0
			7.469 ± 2.0 ± 0.8 ± 2.4
			7.258 ± 1.5 ± 0.6 ± 2.3
			7.248 ± 1.5 ± 0.6 ± 5.3

Table 6 The values of $(1/\sigma) d\sigma/d\phi_\eta^*$ in each bin of ϕ_η^* for the electron and muon channels separately (for various particle-level definitions) and for the Born-level combination in the kinematic region $46 \text{ GeV} \leq m_{\ell\ell} < 66 \text{ GeV}$, $0.8 \leq |\gamma_{\ell\ell}| < 1.6$. The associated statistical and systematic (both uncorrelated and correlated between bins of ϕ_η^*) are provided in percentage form

Bin	$(1/\sigma) d\sigma/d\phi_\eta^* \pm \text{Statistical [\%]} \pm \text{Uncorrelated systematic [\%]} \pm \text{Correlated systematic [\%]}$		
	Electron channel		Combination
	Dressed	Born	Born
0.000-0.004	7.182 ± 2.7 ± 1.1 ± 5.3	7.754 ± 2.7 ± 1.1 ± 5.3	7.109 ± 1.9 ± 0.8 ± 5.0
0.004-0.008	7.048 ± 2.6 ± 1.1 ± 2.5	7.465 ± 2.6 ± 1.1 ± 2.7	7.255 ± 1.9 ± 0.8 ± 2.5
0.008-0.012	6.842 ± 2.6 ± 1.1 ± 1.7	7.254 ± 2.6 ± 1.1 ± 2.0	7.247 ± 1.9 ± 0.8 ± 2.0
0.012-0.016	6.408 ± 2.7 ± 1.1 ± 1.1	6.812 ± 2.7 ± 1.2 ± 1.6	7.249 ± 1.9 ± 0.8 ± 1.9
0.016-0.020	6.302 ± 2.7 ± 1.1 ± 1.4	6.619 ± 2.7 ± 1.1 ± 1.8	7.000 ± 2.0 ± 0.8 ± 1.9
0.020-0.024	6.328 ± 2.7 ± 1.1 ± 1.1	6.654 ± 2.7 ± 1.1 ± 1.6	6.722 ± 2.0 ± 0.8 ± 1.8
0.024-0.029	6.279 ± 2.4 ± 0.9 ± 0.9	6.570 ± 2.4 ± 1.0 ± 1.4	6.497 ± 1.8 ± 0.7 ± 1.7
0.029-0.034	6.047 ± 2.4 ± 1.0 ± 0.8	6.369 ± 2.4 ± 1.0 ± 1.4	6.311 ± 1.9 ± 0.8 ± 1.6
0.034-0.039	5.803 ± 2.6 ± 1.1 ± 1.1	6.074 ± 2.6 ± 1.1 ± 1.5	6.004 ± 1.9 ± 0.8 ± 1.6
0.039-0.045	5.295 ± 2.4 ± 0.9 ± 0.6	5.522 ± 2.4 ± 1.0 ± 1.3	5.695 ± 1.8 ± 0.7 ± 1.6
0.045-0.051	5.149 ± 2.4 ± 1.0 ± 0.9	5.351 ± 2.4 ± 1.0 ± 1.5	5.398 ± 1.8 ± 0.7 ± 1.8
0.051-0.057	4.906 ± 2.5 ± 1.0 ± 0.7	5.112 ± 2.5 ± 1.0 ± 1.3	5.394 ± 1.8 ± 0.7 ± 1.7
0.057-0.064	4.396 ± 2.4 ± 0.9 ± 0.7	4.555 ± 2.4 ± 1.0 ± 1.3	4.775 ± 1.8 ± 0.7 ± 1.4
0.064-0.072	4.289 ± 2.3 ± 0.9 ± 1.0	4.427 ± 2.3 ± 1.0 ± 1.5	4.360 ± 1.7 ± 0.7 ± 1.4
0.072-0.081	3.884 ± 2.3 ± 0.9 ± 0.8	3.993 ± 2.3 ± 0.9 ± 1.4	4.273 ± 1.6 ± 0.7 ± 1.3
0.081-0.091	3.645 ± 2.2 ± 0.9 ± 0.8	3.749 ± 2.2 ± 0.9 ± 1.4	3.611 ± 1.7 ± 0.7 ± 1.2
0.091-0.102	3.172 ± 2.3 ± 0.9 ± 0.7	3.241 ± 2.3 ± 1.0 ± 1.3	3.232 ± 1.7 ± 0.7 ± 1.2
0.102-0.114	2.869 ± 2.3 ± 0.9 ± 0.7	2.927 ± 2.3 ± 1.0 ± 1.4	2.850 ± 1.7 ± 0.7 ± 1.2
0.114-0.128	2.520 ± 2.3 ± 1.0 ± 0.8	2.540 ± 2.3 ± 1.0 ± 1.4	2.585 ± 1.6 ± 0.7 ± 0.6
0.128-0.145	2.092 ± 2.2 ± 0.9 ± 0.8	2.091 ± 2.2 ± 1.0 ± 1.4	2.151 ± 1.6 ± 0.6 ± 0.7
0.145-0.165	1.806 ± 2.3 ± 0.9 ± 0.8	1.768 ± 2.3 ± 0.9 ± 1.4	1.889 ± 1.6 ± 0.6 ± 0.6
0.165-0.189	1.462 ± 2.3 ± 0.9 ± 0.7	1.419 ± 2.3 ± 1.0 ± 1.4	1.458 ± 1.6 ± 0.7 ± 0.6
0.189-0.219	1.216 ± 2.2 ± 1.1 ± 0.7	1.162 ± 2.2 ± 1.1 ± 1.4	1.209 ± 1.6 ± 0.6 ± 0.7
0.219-0.258	0.989 ± 2.2 ± 0.8 ± 0.8	0.937 ± 2.2 ± 0.9 ± 1.4	0.928 ± 1.6 ± 0.6 ± 0.7
0.258-0.312	0.738 ± 2.1 ± 0.9 ± 0.9	0.669 ± 2.1 ± 1.0 ± 2.2	0.686 ± 1.5 ± 0.6 ± 2.2
0.312-0.391	0.554 ± 2.0 ± 0.9 ± 1.2	0.499 ± 2.0 ± 1.0 ± 2.4	0.465 ± 1.5 ± 0.6 ± 2.4
0.391-0.524	0.325 ± 2.1 ± 0.8 ± 1.3	0.288 ± 2.1 ± 0.9 ± 2.4	0.291 ± 1.5 ± 0.7 ± 2.6
0.524-0.695	0.197 ± 2.4 ± 1.3 ± 1.9	0.179 ± 2.4 ± 1.3 ± 2.8	0.163 ± 1.7 ± 0.7 ± 3.1
0.695-0.918	0.102 ± 2.9 ± 1.8 ± 1.9	0.0961 ± 2.9 ± 1.8 ± 2.8	0.0921 ± 2.1 ± 0.9 ± 3.3
0.918-1.153	0.0605 ± 3.8 ± 1.8 ± 2.3	0.0584 ± 3.8 ± 1.9 ± 3.1	0.0547 ± 2.6 ± 1.1 ± 4.0
1.153-1.496	0.0352 ± 4.2 ± 3.4 ± 2.6	0.0345 ± 4.2 ± 3.4 ± 3.4	0.0310 ± 3.1 ± 1.6 ± 3.2
1.496-1.947	0.0174 ± 5.2 ± 3.3 ± 3.7	0.0171 ± 5.2 ± 3.4 ± 4.3	0.0175 ± 3.8 ± 1.8 ± 2.8
1.947-2.522	0.00950 ± 6.2 ± 3.6 ± 3.9	0.00936 ± 6.2 ± 3.7 ± 4.5	0.00923 ± 4.4 ± 2.0 ± 2.4
2.522-3.277	0.00567 ± 6.3 ± 3.9 ± 1.1	0.00574 ± 6.3 ± 3.9 ± 1.1	0.00480 ± 5.4 ± 3.3 ± 2.6
3.277-5.000	0.00208 ± 7.3 ± 4.5 ± 4.1	0.00204 ± 7.3 ± 4.5 ± 4.6	0.00200 ± 5.5 ± 3.4 ± 3.9
5.000-10.000	0.000603 ± 7.9 ± 4.4 ± 3.3	0.000599 ± 7.9 ± 4.4 ± 3.9	0.000521 ± 6.4 ± 3.8 ± 3.8

Table 7 The values of $(1/\sigma) d\sigma/d\phi_\eta^*$ in each bin of ϕ_η^* for the electron and muon channels separately (for various particle-level definitions) and for the Born-level combination in the kinematic region $46 \text{ GeV} \leq m_{\ell\ell} < 66 \text{ GeV}$, $1.6 \leq |\eta_{\ell\ell}| < 2.4$. The associated statistical and systematic (both uncorrelated and correlated between bins of ϕ_η^*) are provided in percentage form

Bin	$(1/\sigma) d\sigma/d\phi_\eta^* \pm \text{Statistical [\%]} \pm \text{Uncorrelated systematic [\%]} \pm \text{Correlated systematic [\%]}$		Electron channel		Muon channel		Combination	
			Dressed		Bare		Born	
	Dressed	Born	Dressed	Born	Dressed	Born	Dressed	Born
0.000-0.004	6.724 ± 3.7 ± 1.7 ± 4.0	7.096 ± 3.7 ± 1.7 ± 4.2	6.844 ± 2.6 ± 1.1 ± 3.2	6.783 ± 2.6 ± 1.1 ± 3.2	7.249 ± 2.6 ± 1.1 ± 3.3	7.260 ± 2.1 ± 0.9 ± 3.5		
0.004-0.008	6.620 ± 3.7 ± 1.8 ± 1.9	6.958 ± 3.7 ± 1.8 ± 2.2	6.899 ± 2.4 ± 1.0 ± 1.5	6.752 ± 2.4 ± 1.0 ± 1.7	7.155 ± 2.4 ± 1.0 ± 1.7	7.129 ± 2.0 ± 0.9 ± 1.7		
0.008-0.012	6.546 ± 3.6 ± 1.8 ± 1.2	6.826 ± 3.6 ± 1.8 ± 1.7	7.009 ± 2.5 ± 1.0 ± 1.2	6.942 ± 2.5 ± 1.0 ± 1.4	7.338 ± 2.5 ± 1.0 ± 1.4	7.174 ± 2.1 ± 0.9 ± 1.3		
0.012-0.016	6.493 ± 3.6 ± 1.4 ± 1.6	6.877 ± 3.6 ± 1.5 ± 1.9	7.341 ± 2.5 ± 1.1 ± 0.9	7.206 ± 2.5 ± 1.1 ± 1.2	7.625 ± 2.5 ± 1.1 ± 1.2	7.389 ± 2.0 ± 0.9 ± 1.2		
0.016-0.020	6.632 ± 3.6 ± 1.5 ± 2.0	6.939 ± 3.6 ± 1.5 ± 2.3	6.958 ± 2.5 ± 1.0 ± 0.9	6.958 ± 2.5 ± 1.0 ± 0.9	7.457 ± 2.5 ± 1.0 ± 1.2	7.249 ± 2.1 ± 0.9 ± 1.2		
0.020-0.024	6.727 ± 3.6 ± 1.5 ± 0.9	7.004 ± 3.6 ± 1.5 ± 1.5	6.505 ± 2.7 ± 1.1 ± 0.7	6.504 ± 2.7 ± 1.1 ± 1.1	6.724 ± 2.7 ± 1.1 ± 1.1	6.803 ± 2.1 ± 0.9 ± 1.0		
0.024-0.029	6.531 ± 3.3 ± 1.3 ± 1.1	6.896 ± 3.3 ± 1.4 ± 1.6	6.452 ± 2.4 ± 1.0 ± 0.7	6.378 ± 2.4 ± 1.0 ± 1.1	6.721 ± 2.4 ± 1.0 ± 1.1	6.747 ± 1.9 ± 0.8 ± 1.0		
0.029-0.034	6.023 ± 3.4 ± 1.4 ± 1.0	6.297 ± 3.4 ± 1.4 ± 1.5	5.969 ± 2.5 ± 1.0 ± 0.7	5.980 ± 2.5 ± 1.0 ± 1.1	6.272 ± 2.5 ± 1.0 ± 1.1	6.261 ± 2.0 ± 0.8 ± 1.0		
0.034-0.039	6.204 ± 3.3 ± 1.4 ± 0.9	6.499 ± 3.3 ± 1.4 ± 1.5	5.529 ± 2.6 ± 1.1 ± 0.6	5.509 ± 2.6 ± 1.1 ± 1.0	5.840 ± 2.6 ± 1.1 ± 1.0	6.050 ± 2.0 ± 0.8 ± 1.0		
0.039-0.045	5.461 ± 3.2 ± 1.8 ± 0.9	5.675 ± 3.2 ± 1.8 ± 1.4	5.619 ± 2.3 ± 0.9 ± 0.7	5.625 ± 2.3 ± 0.9 ± 1.1	5.999 ± 2.3 ± 0.9 ± 1.1	5.895 ± 1.9 ± 0.9 ± 1.0		
0.045-0.051	5.384 ± 3.3 ± 1.8 ± 1.1	5.592 ± 3.3 ± 1.8 ± 1.5	5.153 ± 2.4 ± 1.0 ± 0.8	5.170 ± 2.4 ± 1.0 ± 1.2	5.355 ± 2.4 ± 1.0 ± 1.2	5.418 ± 1.9 ± 0.9 ± 1.0		
0.051-0.057	5.016 ± 3.4 ± 1.4 ± 1.3	5.256 ± 3.4 ± 1.5 ± 1.7	4.916 ± 2.4 ± 1.0 ± 0.6	4.891 ± 2.4 ± 1.0 ± 0.6	5.109 ± 2.4 ± 1.0 ± 1.0	5.161 ± 2.0 ± 0.8 ± 1.0		
0.057-0.064	4.760 ± 3.2 ± 1.4 ± 0.8	4.923 ± 3.2 ± 1.4 ± 1.4	4.848 ± 2.3 ± 0.9 ± 0.4	4.878 ± 2.3 ± 0.9 ± 0.8	5.037 ± 2.3 ± 0.9 ± 0.8	4.995 ± 1.9 ± 0.8 ± 0.8		
0.064-0.072	4.364 ± 3.2 ± 2.0 ± 1.0	4.489 ± 3.2 ± 2.0 ± 1.5	4.181 ± 2.2 ± 0.9 ± 0.4	4.203 ± 2.2 ± 0.9 ± 0.8	4.359 ± 2.2 ± 0.9 ± 0.8	4.383 ± 1.8 ± 0.9 ± 0.8		
0.072-0.081	3.733 ± 3.2 ± 2.0 ± 0.9	3.810 ± 3.2 ± 2.1 ± 1.5	3.849 ± 2.2 ± 0.9 ± 0.5	3.856 ± 2.2 ± 0.9 ± 0.5	3.958 ± 2.2 ± 0.9 ± 0.8	3.911 ± 1.8 ± 0.9 ± 0.8		
0.081-0.091	3.600 ± 3.1 ± 1.2 ± 0.6	3.679 ± 3.1 ± 1.2 ± 1.3	3.482 ± 2.2 ± 0.9 ± 0.4	3.505 ± 2.2 ± 0.9 ± 0.8	3.594 ± 2.2 ± 0.9 ± 0.8	3.620 ± 1.8 ± 0.7 ± 0.8		
0.091-0.102	3.201 ± 3.1 ± 1.4 ± 0.9	3.247 ± 3.1 ± 1.5 ± 1.5	3.279 ± 2.3 ± 0.9 ± 0.5	3.283 ± 2.3 ± 0.9 ± 0.5	3.344 ± 2.3 ± 0.9 ± 0.8	3.307 ± 1.8 ± 0.8 ± 0.9		
0.102-0.114	2.927 ± 3.1 ± 1.4 ± 1.3	2.942 ± 3.1 ± 1.5 ± 1.7	2.898 ± 2.2 ± 0.9 ± 0.3	2.901 ± 2.2 ± 0.9 ± 0.7	2.921 ± 2.2 ± 0.9 ± 0.7	2.932 ± 1.8 ± 0.8 ± 0.8		
0.114-0.128	2.599 ± 3.0 ± 1.9 ± 0.9	2.618 ± 3.0 ± 2.0 ± 1.5	2.526 ± 2.2 ± 0.9 ± 0.5	2.528 ± 2.2 ± 0.9 ± 0.8	2.560 ± 2.2 ± 0.9 ± 0.8	2.577 ± 1.8 ± 0.9 ± 0.8		
0.128-0.145	1.987 ± 3.1 ± 2.0 ± 1.1	1.954 ± 3.1 ± 2.0 ± 1.6	2.236 ± 2.1 ± 0.8 ± 0.4	2.241 ± 2.1 ± 0.8 ± 0.4	2.234 ± 2.1 ± 0.8 ± 0.8	2.160 ± 1.7 ± 0.8 ± 0.8		
0.145-0.165	1.840 ± 3.1 ± 1.3 ± 1.3	1.829 ± 3.1 ± 1.3 ± 1.7	1.862 ± 2.2 ± 0.9 ± 0.4	1.860 ± 2.2 ± 0.9 ± 0.8	1.824 ± 2.2 ± 0.9 ± 0.8	1.825 ± 1.8 ± 0.7 ± 0.9		
0.165-0.189	1.544 ± 3.0 ± 1.7 ± 1.1	1.500 ± 3.0 ± 1.8 ± 1.6	1.594 ± 2.1 ± 0.9 ± 0.5	1.610 ± 2.1 ± 0.9 ± 0.5	1.546 ± 2.1 ± 0.9 ± 0.8	1.533 ± 1.7 ± 0.8 ± 0.9		
0.189-0.219	1.302 ± 3.0 ± 2.0 ± 1.0	1.253 ± 3.0 ± 2.1 ± 1.6	1.232 ± 2.2 ± 0.9 ± 0.5	1.233 ± 2.2 ± 0.9 ± 0.8	1.179 ± 2.2 ± 0.9 ± 0.8	1.205 ± 1.8 ± 0.9 ± 0.8		
0.219-0.258	1.000 ± 2.9 ± 1.6 ± 0.9	0.939 ± 2.9 ± 1.6 ± 1.6	0.977 ± 2.2 ± 0.9 ± 0.6	0.985 ± 2.2 ± 0.9 ± 0.9	0.925 ± 2.2 ± 0.9 ± 0.9	0.929 ± 1.7 ± 0.8 ± 0.9		
0.258-0.312	0.728 ± 2.9 ± 1.6 ± 1.5	0.669 ± 2.9 ± 1.6 ± 2.4	0.749 ± 2.0 ± 0.8 ± 0.6	0.747 ± 2.0 ± 0.8 ± 0.6	0.690 ± 2.0 ± 0.8 ± 1.9	0.685 ± 1.6 ± 0.7 ± 1.7		
0.312-0.391	0.538 ± 2.8 ± 1.3 ± 1.1	0.488 ± 2.8 ± 1.4 ± 2.3	0.530 ± 2.0 ± 0.8 ± 1.1	0.534 ± 2.0 ± 0.8 ± 1.1	0.473 ± 2.0 ± 0.8 ± 2.1	0.481 ± 1.6 ± 0.7 ± 1.8		
0.391-0.524	0.347 ± 2.7 ± 1.0 ± 1.4	0.315 ± 2.7 ± 1.1 ± 2.4	0.326 ± 2.0 ± 0.8 ± 1.2	0.327 ± 2.0 ± 0.8 ± 1.2	0.290 ± 2.0 ± 0.8 ± 2.1	0.299 ± 1.6 ± 0.7 ± 1.8		
0.524-0.695	0.191 ± 3.3 ± 3.0 ± 1.7	0.176 ± 3.3 ± 3.0 ± 2.6	0.181 ± 2.3 ± 0.9 ± 2.0	0.182 ± 2.3 ± 0.9 ± 2.0	0.163 ± 2.3 ± 0.9 ± 2.7	0.168 ± 1.9 ± 1.0 ± 2.1		
0.695-0.918	0.103 ± 3.9 ± 2.7 ± 1.7	0.0993 ± 3.9 ± 2.7 ± 2.6	0.102 ± 2.7 ± 1.2 ± 2.2	0.102 ± 2.7 ± 1.2 ± 2.2	0.0953 ± 2.7 ± 1.2 ± 2.8	0.0978 ± 2.2 ± 1.1 ± 2.2		
0.918-1.153	0.0543 ± 5.2 ± 4.2 ± 3.4	0.0529 ± 5.2 ± 4.2 ± 3.9	0.0543 ± 3.6 ± 1.5 ± 1.0	0.0539 ± 3.6 ± 1.5 ± 1.0	0.0519 ± 3.6 ± 1.5 ± 2.0	0.0526 ± 3.0 ± 1.5 ± 1.9		
1.153-1.496	0.0285 ± 6.0 ± 3.9 ± 3.8	0.0282 ± 6.0 ± 4.0 ± 4.4	0.0300 ± 4.2 ± 2.2 ± 1.4	0.0295 ± 4.2 ± 2.2 ± 1.4	0.0285 ± 4.2 ± 2.2 ± 1.6	0.0285 ± 3.4 ± 2.0 ± 1.7		
1.496-1.947	0.0152 ± 6.9 ± 3.6 ± 3.5	0.0152 ± 6.9 ± 3.6 ± 4.1	0.0150 ± 5.7 ± 2.8 ± 1.8	0.0152 ± 5.7 ± 2.8 ± 1.8	0.0153 ± 5.7 ± 2.8 ± 2.0	0.0154 ± 4.4 ± 2.2 ± 2.0		
1.947-2.522	0.00628 ± 9.3 ± 4.2 ± 3.9	0.00634 ± 9.3 ± 4.3 ± 4.4	0.00625 ± 7.0 ± 3.3 ± 1.9	0.00634 ± 7.0 ± 3.3 ± 1.9	0.00619 ± 7.0 ± 3.3 ± 2.0	0.00631 ± 5.6 ± 2.6 ± 2.1		
2.522-3.277	0.00274 ± 13 ± 4.4 ± 4.7	0.00272 ± 13 ± 4.5 ± 5.2	0.00292 ± 8.8 ± 3.8 ± 1.9	0.00294 ± 8.8 ± 3.8 ± 1.9	0.00293 ± 8.8 ± 3.8 ± 2.0	0.00284 ± 7.2 ± 2.9 ± 2.2		
3.277-5.000	0.00115 ± 12 ± 4.3 ± 5.4	0.00118 ± 12 ± 4.4 ± 5.9	0.00102 ± 9.8 ± 4.3 ± 1.8	0.00106 ± 9.8 ± 4.3 ± 1.8	0.00104 ± 9.8 ± 4.3 ± 2.0	0.00109 ± 7.6 ± 3.1 ± 2.4		
5.000-10.000	0.000213 ± 17 ± 5.6 ± 5.1	0.000209 ± 17 ± 5.7 ± 5.4	0.000309 ± 10 ± 4.5 ± 2.2	0.000321 ± 10 ± 4.5 ± 2.2	0.000354 ± 10 ± 4.5 ± 2.3	0.000295 ± 9.0 ± 3.5 ± 2.3		

Table 8 The values of $(1/\sigma) d\sigma/d\phi_n^*$ in each bin of ϕ_n^* for the electron and muon channels separately (for various particle-level definitions) and for the Born-level combination in the kinematic region $66 \text{ GeV} \leq m_{\ell\ell} < 116 \text{ GeV}$, $0 \leq |y_{\ell\ell}| < 0.4$. The associated statistical and systematic (both uncorrelated and correlated between bins of ϕ_n^*) are provided in percentage form

Bin	$(1/\sigma) d\sigma/d\phi_n^* \pm \text{Statistical [\%]} \pm \text{Uncorrelated systematic [\%]} \pm \text{Correlated systematic [\%]}$		Electron channel		Muon channel		Combination	
	Dressed	Born	Electron channel		Muon channel		Dressed	Born
			Dressed	Born	Bare	Born		
0.000-0.004	9.252 ± 0.4 ± 0.1 ± 0.2	9.331 ± 0.4 ± 0.1 ± 0.2	9.359 ± 0.4 ± 0.1 ± 0.1	9.437 ± 0.4 ± 0.1 ± 0.2	9.359 ± 0.4 ± 0.1 ± 0.1	9.359 ± 0.4 ± 0.1 ± 0.1	9.359 ± 0.4 ± 0.1 ± 0.1	9.386 ± 0.3 ± 0.1 ± 0.2
0.004-0.008	9.264 ± 0.4 ± 0.1 ± 0.1	9.353 ± 0.4 ± 0.1 ± 0.2	9.279 ± 0.4 ± 0.1 ± 0.1	9.347 ± 0.4 ± 0.1 ± 0.1	9.279 ± 0.4 ± 0.1 ± 0.1	9.270 ± 0.4 ± 0.1 ± 0.1	9.347 ± 0.4 ± 0.1 ± 0.1	9.346 ± 0.3 ± 0.1 ± 0.1
0.008-0.012	9.001 ± 0.4 ± 0.1 ± 0.1	9.067 ± 0.4 ± 0.1 ± 0.1	9.079 ± 0.4 ± 0.1 ± 0.1	9.161 ± 0.4 ± 0.1 ± 0.1	9.079 ± 0.4 ± 0.1 ± 0.1	9.074 ± 0.4 ± 0.1 ± 0.1	9.161 ± 0.4 ± 0.1 ± 0.1	9.115 ± 0.3 ± 0.1 ± 0.1
0.012-0.016	8.810 ± 0.4 ± 0.1 ± 0.1	8.881 ± 0.4 ± 0.1 ± 0.1	8.878 ± 0.4 ± 0.1 ± 0.1	8.933 ± 0.4 ± 0.1 ± 0.1	8.878 ± 0.4 ± 0.1 ± 0.1	8.875 ± 0.4 ± 0.1 ± 0.1	8.933 ± 0.4 ± 0.1 ± 0.1	8.908 ± 0.3 ± 0.1 ± 0.1
0.016-0.020	8.627 ± 0.4 ± 0.1 ± 0.1	8.697 ± 0.4 ± 0.1 ± 0.1	8.479 ± 0.4 ± 0.1 ± 0.1	8.534 ± 0.4 ± 0.1 ± 0.1	8.479 ± 0.4 ± 0.1 ± 0.1	8.474 ± 0.4 ± 0.1 ± 0.1	8.534 ± 0.4 ± 0.1 ± 0.1	8.607 ± 0.3 ± 0.1 ± 0.1
0.020-0.024	8.112 ± 0.4 ± 0.1 ± 0.1	8.162 ± 0.4 ± 0.1 ± 0.1	8.163 ± 0.4 ± 0.1 ± 0.1	8.223 ± 0.4 ± 0.1 ± 0.1	8.163 ± 0.4 ± 0.1 ± 0.1	8.164 ± 0.4 ± 0.1 ± 0.1	8.223 ± 0.4 ± 0.1 ± 0.1	8.196 ± 0.3 ± 0.1 ± 0.1
0.024-0.029	7.778 ± 0.4 ± 0.1 ± 0.1	7.817 ± 0.4 ± 0.1 ± 0.1	7.823 ± 0.4 ± 0.1 ± 0.0	7.864 ± 0.4 ± 0.1 ± 0.1	7.823 ± 0.4 ± 0.1 ± 0.0	7.822 ± 0.4 ± 0.1 ± 0.1	7.864 ± 0.4 ± 0.1 ± 0.1	7.840 ± 0.3 ± 0.1 ± 0.1
0.029-0.034	7.344 ± 0.4 ± 0.1 ± 0.1	7.384 ± 0.4 ± 0.1 ± 0.1	7.401 ± 0.4 ± 0.1 ± 0.0	7.431 ± 0.4 ± 0.1 ± 0.1	7.401 ± 0.4 ± 0.1 ± 0.0	7.395 ± 0.4 ± 0.1 ± 0.0	7.431 ± 0.4 ± 0.1 ± 0.1	7.407 ± 0.3 ± 0.1 ± 0.1
0.034-0.039	6.884 ± 0.4 ± 0.1 ± 0.1	6.909 ± 0.4 ± 0.1 ± 0.1	6.861 ± 0.4 ± 0.1 ± 0.0	6.898 ± 0.4 ± 0.1 ± 0.1	6.861 ± 0.4 ± 0.1 ± 0.0	6.863 ± 0.4 ± 0.1 ± 0.0	6.898 ± 0.4 ± 0.1 ± 0.1	6.903 ± 0.3 ± 0.1 ± 0.1
0.039-0.045	6.367 ± 0.4 ± 0.1 ± 0.1	6.375 ± 0.4 ± 0.1 ± 0.1	6.392 ± 0.4 ± 0.1 ± 0.0	6.416 ± 0.4 ± 0.1 ± 0.1	6.392 ± 0.4 ± 0.1 ± 0.0	6.392 ± 0.4 ± 0.1 ± 0.0	6.416 ± 0.4 ± 0.1 ± 0.1	6.396 ± 0.3 ± 0.1 ± 0.1
0.045-0.051	5.865 ± 0.4 ± 0.1 ± 0.1	5.873 ± 0.4 ± 0.1 ± 0.1	5.877 ± 0.4 ± 0.1 ± 0.0	5.878 ± 0.4 ± 0.1 ± 0.1	5.877 ± 0.4 ± 0.1 ± 0.0	5.872 ± 0.4 ± 0.1 ± 0.0	5.878 ± 0.4 ± 0.1 ± 0.1	5.875 ± 0.3 ± 0.1 ± 0.1
0.051-0.057	5.438 ± 0.4 ± 0.1 ± 0.1	5.441 ± 0.4 ± 0.1 ± 0.1	5.430 ± 0.4 ± 0.1 ± 0.0	5.434 ± 0.4 ± 0.1 ± 0.1	5.430 ± 0.4 ± 0.1 ± 0.0	5.434 ± 0.4 ± 0.1 ± 0.0	5.436 ± 0.4 ± 0.1 ± 0.1	5.438 ± 0.3 ± 0.1 ± 0.1
0.057-0.064	4.954 ± 0.4 ± 0.1 ± 0.1	4.952 ± 0.4 ± 0.1 ± 0.1	4.970 ± 0.4 ± 0.1 ± 0.1	4.962 ± 0.4 ± 0.1 ± 0.2	4.970 ± 0.4 ± 0.1 ± 0.1	4.966 ± 0.4 ± 0.1 ± 0.1	4.962 ± 0.4 ± 0.1 ± 0.2	4.957 ± 0.3 ± 0.1 ± 0.1
0.064-0.072	4.522 ± 0.4 ± 0.1 ± 0.1	4.514 ± 0.4 ± 0.1 ± 0.1	4.514 ± 0.4 ± 0.1 ± 0.1	4.503 ± 0.4 ± 0.1 ± 0.2	4.514 ± 0.4 ± 0.1 ± 0.1	4.514 ± 0.4 ± 0.1 ± 0.1	4.503 ± 0.4 ± 0.1 ± 0.2	4.507 ± 0.3 ± 0.1 ± 0.1
0.072-0.081	4.021 ± 0.4 ± 0.1 ± 0.1	4.011 ± 0.4 ± 0.1 ± 0.1	3.984 ± 0.4 ± 0.1 ± 0.1	3.970 ± 0.4 ± 0.1 ± 0.2	3.984 ± 0.4 ± 0.1 ± 0.1	3.983 ± 0.4 ± 0.1 ± 0.1	3.970 ± 0.4 ± 0.1 ± 0.2	3.988 ± 0.3 ± 0.1 ± 0.1
0.081-0.091	3.572 ± 0.4 ± 0.1 ± 0.1	3.558 ± 0.4 ± 0.1 ± 0.1	3.576 ± 0.4 ± 0.1 ± 0.1	3.567 ± 0.4 ± 0.1 ± 0.2	3.576 ± 0.4 ± 0.1 ± 0.1	3.576 ± 0.4 ± 0.1 ± 0.1	3.567 ± 0.4 ± 0.1 ± 0.2	3.561 ± 0.3 ± 0.1 ± 0.1
0.091-0.102	3.145 ± 0.4 ± 0.1 ± 0.1	3.132 ± 0.4 ± 0.1 ± 0.1	3.165 ± 0.4 ± 0.1 ± 0.1	3.145 ± 0.4 ± 0.1 ± 0.2	3.165 ± 0.4 ± 0.1 ± 0.1	3.165 ± 0.4 ± 0.1 ± 0.1	3.145 ± 0.4 ± 0.1 ± 0.2	3.138 ± 0.3 ± 0.1 ± 0.1
0.102-0.114	2.764 ± 0.4 ± 0.1 ± 0.1	2.752 ± 0.4 ± 0.1 ± 0.1	2.774 ± 0.4 ± 0.1 ± 0.1	2.763 ± 0.4 ± 0.1 ± 0.2	2.774 ± 0.4 ± 0.1 ± 0.1	2.773 ± 0.4 ± 0.1 ± 0.1	2.763 ± 0.4 ± 0.1 ± 0.2	2.757 ± 0.3 ± 0.1 ± 0.1
0.114-0.128	2.394 ± 0.4 ± 0.1 ± 0.1	2.382 ± 0.4 ± 0.1 ± 0.1	2.379 ± 0.4 ± 0.1 ± 0.1	2.363 ± 0.4 ± 0.1 ± 0.1	2.379 ± 0.4 ± 0.1 ± 0.1	2.378 ± 0.4 ± 0.1 ± 0.1	2.363 ± 0.4 ± 0.1 ± 0.1	2.371 ± 0.3 ± 0.1 ± 0.1
0.128-0.145	2.023 ± 0.4 ± 0.1 ± 0.1	2.009 ± 0.4 ± 0.1 ± 0.1	2.037 ± 0.4 ± 0.1 ± 0.1	2.026 ± 0.4 ± 0.1 ± 0.1	2.037 ± 0.4 ± 0.1 ± 0.1	2.038 ± 0.4 ± 0.1 ± 0.1	2.026 ± 0.4 ± 0.1 ± 0.1	2.017 ± 0.3 ± 0.1 ± 0.1
0.145-0.165	1.697 ± 0.4 ± 0.1 ± 0.1	1.686 ± 0.4 ± 0.1 ± 0.1	1.698 ± 0.4 ± 0.1 ± 0.1	1.688 ± 0.4 ± 0.1 ± 0.1	1.698 ± 0.4 ± 0.1 ± 0.1	1.698 ± 0.4 ± 0.1 ± 0.1	1.688 ± 0.4 ± 0.1 ± 0.1	1.687 ± 0.3 ± 0.1 ± 0.1
0.165-0.189	1.396 ± 0.4 ± 0.1 ± 0.1	1.388 ± 0.4 ± 0.1 ± 0.1	1.391 ± 0.4 ± 0.1 ± 0.1	1.382 ± 0.4 ± 0.1 ± 0.2	1.391 ± 0.4 ± 0.1 ± 0.1	1.391 ± 0.4 ± 0.1 ± 0.1	1.382 ± 0.4 ± 0.1 ± 0.2	1.384 ± 0.3 ± 0.1 ± 0.1
0.189-0.219	1.111 ± 0.4 ± 0.1 ± 0.1	1.104 ± 0.4 ± 0.1 ± 0.1	1.105 ± 0.4 ± 0.1 ± 0.1	1.098 ± 0.4 ± 0.1 ± 0.2	1.105 ± 0.4 ± 0.1 ± 0.1	1.106 ± 0.4 ± 0.1 ± 0.1	1.098 ± 0.4 ± 0.1 ± 0.2	1.101 ± 0.3 ± 0.1 ± 0.1
0.219-0.258	0.851 ± 0.4 ± 0.1 ± 0.1	0.846 ± 0.4 ± 0.1 ± 0.1	0.856 ± 0.4 ± 0.1 ± 0.1	0.852 ± 0.4 ± 0.1 ± 0.2	0.856 ± 0.4 ± 0.1 ± 0.1	0.857 ± 0.4 ± 0.1 ± 0.2	0.852 ± 0.4 ± 0.1 ± 0.2	0.849 ± 0.3 ± 0.1 ± 0.1
0.258-0.312	0.618 ± 0.4 ± 0.1 ± 0.2	0.615 ± 0.4 ± 0.1 ± 0.3	0.616 ± 0.4 ± 0.1 ± 0.1	0.613 ± 0.4 ± 0.1 ± 0.2	0.616 ± 0.4 ± 0.1 ± 0.1	0.616 ± 0.4 ± 0.1 ± 0.2	0.613 ± 0.4 ± 0.1 ± 0.2	0.614 ± 0.3 ± 0.1 ± 0.2
0.312-0.391	0.411 ± 0.4 ± 0.1 ± 0.3	0.410 ± 0.4 ± 0.1 ± 0.3	0.412 ± 0.4 ± 0.1 ± 0.2	0.410 ± 0.4 ± 0.1 ± 0.2	0.412 ± 0.4 ± 0.1 ± 0.2	0.412 ± 0.4 ± 0.1 ± 0.2	0.410 ± 0.4 ± 0.1 ± 0.2	0.410 ± 0.3 ± 0.1 ± 0.2
0.391-0.524	0.241 ± 0.4 ± 0.1 ± 0.3	0.240 ± 0.4 ± 0.1 ± 0.3	0.239 ± 0.4 ± 0.1 ± 0.2	0.239 ± 0.4 ± 0.1 ± 0.2	0.239 ± 0.4 ± 0.1 ± 0.2	0.239 ± 0.4 ± 0.1 ± 0.2	0.239 ± 0.4 ± 0.1 ± 0.2	0.239 ± 0.3 ± 0.1 ± 0.2
0.524-0.695	0.126 ± 0.5 ± 0.2 ± 0.3	0.126 ± 0.5 ± 0.2 ± 0.3	0.124 ± 0.5 ± 0.1 ± 0.2	0.124 ± 0.5 ± 0.1 ± 0.2	0.124 ± 0.5 ± 0.1 ± 0.2	0.124 ± 0.5 ± 0.1 ± 0.2	0.124 ± 0.5 ± 0.1 ± 0.3	0.125 ± 0.4 ± 0.1 ± 0.2
0.695-0.918	0.0635 ± 0.7 ± 0.2 ± 0.3	0.0633 ± 0.7 ± 0.2 ± 0.3	0.0631 ± 0.6 ± 0.2 ± 0.3	0.0631 ± 0.6 ± 0.2 ± 0.3	0.0631 ± 0.6 ± 0.2 ± 0.3	0.0631 ± 0.6 ± 0.2 ± 0.3	0.0629 ± 0.6 ± 0.2 ± 0.3	0.0631 ± 0.5 ± 0.1 ± 0.3
0.918-1.153	0.0335 ± 0.9 ± 0.3 ± 0.3	0.0334 ± 0.9 ± 0.3 ± 0.3	0.0328 ± 0.8 ± 0.2 ± 0.4	0.0328 ± 0.8 ± 0.2 ± 0.4	0.0328 ± 0.8 ± 0.2 ± 0.4	0.0329 ± 0.8 ± 0.2 ± 0.4	0.0328 ± 0.8 ± 0.2 ± 0.4	0.0331 ± 0.6 ± 0.2 ± 0.3
1.153-1.496	0.0178 ± 1.0 ± 0.2 ± 0.4	0.0177 ± 1.0 ± 0.2 ± 0.4	0.0173 ± 1.0 ± 0.2 ± 0.4	0.0173 ± 1.0 ± 0.2 ± 0.4	0.0173 ± 1.0 ± 0.2 ± 0.4	0.0173 ± 1.0 ± 0.2 ± 0.4	0.0173 ± 1.0 ± 0.2 ± 0.5	0.0175 ± 0.7 ± 0.2 ± 0.4
1.496-1.947	0.00883 ± 1.2 ± 0.3 ± 0.4	0.00880 ± 1.2 ± 0.3 ± 0.4	0.00875 ± 1.2 ± 0.3 ± 0.4	0.00878 ± 1.2 ± 0.3 ± 0.4	0.00875 ± 1.2 ± 0.3 ± 0.4	0.00878 ± 1.2 ± 0.3 ± 0.4	0.00877 ± 1.2 ± 0.3 ± 0.5	0.00879 ± 0.9 ± 0.2 ± 0.4
1.947-2.522	0.00451 ± 1.6 ± 0.4 ± 0.6	0.00449 ± 1.6 ± 0.4 ± 0.6	0.00444 ± 1.4 ± 0.4 ± 0.5	0.00445 ± 1.4 ± 0.4 ± 0.5	0.00444 ± 1.4 ± 0.4 ± 0.5	0.00445 ± 1.4 ± 0.4 ± 0.5	0.00443 ± 1.4 ± 0.4 ± 0.6	0.00446 ± 1.1 ± 0.3 ± 0.4
2.522-3.277	0.00239 ± 1.9 ± 0.4 ± 0.6	0.00238 ± 1.9 ± 0.4 ± 0.6	0.00227 ± 1.7 ± 0.5 ± 0.6	0.00228 ± 1.7 ± 0.5 ± 0.6	0.00227 ± 1.7 ± 0.5 ± 0.6	0.00228 ± 1.7 ± 0.5 ± 0.6	0.00227 ± 1.7 ± 0.5 ± 0.6	0.00232 ± 1.3 ± 0.3 ± 0.4
3.277-5.000	0.00103 ± 1.9 ± 0.4 ± 0.7	0.00103 ± 1.9 ± 0.4 ± 0.7	0.00102 ± 1.7 ± 0.4 ± 0.6	0.00102 ± 1.7 ± 0.4 ± 0.6	0.00102 ± 1.7 ± 0.4 ± 0.6	0.00102 ± 1.7 ± 0.4 ± 0.6	0.00102 ± 1.7 ± 0.4 ± 0.6	0.00102 ± 1.3 ± 0.3 ± 0.5
5.000-10.000	0.000306 ± 2.1 ± 0.5 ± 0.7	0.000306 ± 2.1 ± 0.5 ± 0.7	0.000300 ± 1.9 ± 0.5 ± 0.6	0.000301 ± 1.9 ± 0.5 ± 0.6	0.000300 ± 1.9 ± 0.5 ± 0.6	0.000301 ± 1.9 ± 0.5 ± 0.6	0.000301 ± 1.9 ± 0.5 ± 0.7	0.000303 ± 1.4 ± 0.3 ± 0.5

Table 9 The values of $(1/\sigma) d\sigma/d\phi_\eta^*$ in each bin of ϕ_η^* for the electron and muon channels separately (for various particle-level definitions) and for the Born-level combination in the kinematic region $66 \text{ GeV} \leq m_{\ell\ell} < 116 \text{ GeV}$, $0.4 \leq |y_{\ell\ell}| < 0.8$. The associated statistical and systematic (both uncorrelated and correlated between bins of ϕ_η^*) are provided in percentage form

Bin	$(1/\sigma) d\sigma/d\phi_\eta^* \pm \text{Statistical [\%]} \pm \text{Uncorrelated systematic [\%]} \pm \text{Correlated systematic [\%]}$			
	Electron channel		Muon channel	
	Dressed	Born	Bare	Dressed
0.000-0.004	9.405 ± 0.4 ± 0.1 ± 0.2	9.503 ± 0.4 ± 0.1 ± 0.2	9.386 ± 0.4 ± 0.1 ± 0.1	9.383 ± 0.4 ± 0.1 ± 0.1
0.004-0.008	9.230 ± 0.4 ± 0.1 ± 0.1	9.300 ± 0.4 ± 0.1 ± 0.1	9.290 ± 0.4 ± 0.1 ± 0.1	9.289 ± 0.4 ± 0.1 ± 0.1
0.008-0.012	9.055 ± 0.4 ± 0.1 ± 0.1	9.140 ± 0.4 ± 0.1 ± 0.1	9.100 ± 0.4 ± 0.1 ± 0.0	9.102 ± 0.4 ± 0.1 ± 0.1
0.012-0.016	8.813 ± 0.4 ± 0.1 ± 0.1	8.877 ± 0.4 ± 0.1 ± 0.1	8.888 ± 0.4 ± 0.1 ± 0.0	8.890 ± 0.4 ± 0.1 ± 0.1
0.016-0.020	8.530 ± 0.4 ± 0.1 ± 0.1	8.592 ± 0.4 ± 0.1 ± 0.1	8.595 ± 0.4 ± 0.1 ± 0.0	8.590 ± 0.4 ± 0.1 ± 0.1
0.020-0.024	8.163 ± 0.5 ± 0.1 ± 0.1	8.209 ± 0.5 ± 0.1 ± 0.1	8.210 ± 0.4 ± 0.1 ± 0.0	8.207 ± 0.4 ± 0.1 ± 0.1
0.024-0.029	7.849 ± 0.4 ± 0.1 ± 0.1	7.898 ± 0.4 ± 0.1 ± 0.1	7.813 ± 0.4 ± 0.1 ± 0.1	7.809 ± 0.4 ± 0.1 ± 0.1
0.029-0.034	7.382 ± 0.4 ± 0.1 ± 0.1	7.411 ± 0.4 ± 0.1 ± 0.1	7.393 ± 0.4 ± 0.1 ± 0.1	7.388 ± 0.4 ± 0.1 ± 0.2
0.034-0.039	6.874 ± 0.4 ± 0.1 ± 0.1	6.895 ± 0.4 ± 0.1 ± 0.1	6.909 ± 0.4 ± 0.1 ± 0.1	6.907 ± 0.4 ± 0.1 ± 0.2
0.039-0.045	6.410 ± 0.4 ± 0.1 ± 0.1	6.425 ± 0.4 ± 0.1 ± 0.1	6.425 ± 0.4 ± 0.1 ± 0.1	6.417 ± 0.4 ± 0.1 ± 0.2
0.045-0.051	5.850 ± 0.4 ± 0.1 ± 0.1	5.856 ± 0.4 ± 0.1 ± 0.1	5.903 ± 0.4 ± 0.1 ± 0.1	5.906 ± 0.4 ± 0.1 ± 0.2
0.051-0.057	5.427 ± 0.5 ± 0.1 ± 0.1	5.429 ± 0.5 ± 0.1 ± 0.1	5.477 ± 0.4 ± 0.1 ± 0.1	5.475 ± 0.4 ± 0.1 ± 0.2
0.057-0.064	4.933 ± 0.4 ± 0.1 ± 0.1	4.930 ± 0.4 ± 0.1 ± 0.1	4.979 ± 0.4 ± 0.1 ± 0.1	4.977 ± 0.4 ± 0.1 ± 0.2
0.064-0.072	4.503 ± 0.4 ± 0.1 ± 0.1	4.499 ± 0.4 ± 0.1 ± 0.1	4.490 ± 0.4 ± 0.1 ± 0.1	4.492 ± 0.4 ± 0.1 ± 0.2
0.072-0.081	4.020 ± 0.4 ± 0.1 ± 0.1	4.011 ± 0.4 ± 0.1 ± 0.1	4.037 ± 0.4 ± 0.1 ± 0.1	4.035 ± 0.4 ± 0.1 ± 0.2
0.081-0.091	3.585 ± 0.4 ± 0.1 ± 0.1	3.573 ± 0.4 ± 0.1 ± 0.1	3.586 ± 0.4 ± 0.1 ± 0.1	3.587 ± 0.4 ± 0.1 ± 0.2
0.091-0.102	3.146 ± 0.4 ± 0.1 ± 0.1	3.132 ± 0.4 ± 0.1 ± 0.1	3.146 ± 0.4 ± 0.1 ± 0.1	3.144 ± 0.4 ± 0.1 ± 0.2
0.102-0.114	2.786 ± 0.4 ± 0.1 ± 0.1	2.772 ± 0.4 ± 0.1 ± 0.1	2.753 ± 0.4 ± 0.1 ± 0.1	2.752 ± 0.4 ± 0.1 ± 0.2
0.114-0.128	2.380 ± 0.4 ± 0.1 ± 0.1	2.365 ± 0.4 ± 0.1 ± 0.1	2.370 ± 0.4 ± 0.1 ± 0.1	2.369 ± 0.4 ± 0.1 ± 0.1
0.128-0.145	2.034 ± 0.4 ± 0.1 ± 0.1	2.022 ± 0.4 ± 0.1 ± 0.1	2.034 ± 0.4 ± 0.1 ± 0.1	2.034 ± 0.4 ± 0.1 ± 0.1
0.145-0.165	1.694 ± 0.4 ± 0.1 ± 0.1	1.683 ± 0.4 ± 0.1 ± 0.1	1.695 ± 0.4 ± 0.1 ± 0.1	1.695 ± 0.4 ± 0.1 ± 0.1
0.165-0.189	1.396 ± 0.4 ± 0.1 ± 0.1	1.388 ± 0.4 ± 0.1 ± 0.1	1.381 ± 0.4 ± 0.1 ± 0.1	1.381 ± 0.4 ± 0.1 ± 0.1
0.189-0.219	1.115 ± 0.4 ± 0.1 ± 0.1	1.108 ± 0.4 ± 0.1 ± 0.1	1.109 ± 0.4 ± 0.1 ± 0.1	1.110 ± 0.4 ± 0.1 ± 0.1
0.219-0.258	0.853 ± 0.4 ± 0.1 ± 0.2	0.849 ± 0.4 ± 0.1 ± 0.2	0.848 ± 0.4 ± 0.1 ± 0.1	0.848 ± 0.4 ± 0.1 ± 0.1
0.258-0.312	0.616 ± 0.4 ± 0.1 ± 0.2	0.613 ± 0.4 ± 0.1 ± 0.2	0.612 ± 0.4 ± 0.1 ± 0.1	0.612 ± 0.4 ± 0.1 ± 0.2
0.312-0.391	0.410 ± 0.4 ± 0.1 ± 0.3	0.408 ± 0.4 ± 0.1 ± 0.3	0.410 ± 0.4 ± 0.1 ± 0.2	0.410 ± 0.4 ± 0.1 ± 0.2
0.391-0.524	0.240 ± 0.5 ± 0.1 ± 0.3	0.240 ± 0.5 ± 0.1 ± 0.3	0.236 ± 0.4 ± 0.1 ± 0.2	0.236 ± 0.4 ± 0.1 ± 0.2
0.524-0.695	0.124 ± 0.6 ± 0.2 ± 0.3	0.124 ± 0.6 ± 0.2 ± 0.3	0.124 ± 0.5 ± 0.1 ± 0.2	0.124 ± 0.5 ± 0.1 ± 0.2
0.695-0.918	0.0629 ± 0.7 ± 0.2 ± 0.3	0.0627 ± 0.7 ± 0.2 ± 0.3	0.0623 ± 0.6 ± 0.1 ± 0.3	0.0623 ± 0.6 ± 0.1 ± 0.3
0.918-1.153	0.0330 ± 0.9 ± 0.3 ± 0.3	0.0329 ± 0.9 ± 0.3 ± 0.3	0.0331 ± 0.8 ± 0.2 ± 0.3	0.0332 ± 0.8 ± 0.2 ± 0.3
1.153-1.496	0.0175 ± 1.0 ± 0.3 ± 0.5	0.0174 ± 1.0 ± 0.3 ± 0.5	0.0174 ± 1.0 ± 0.2 ± 0.3	0.0174 ± 1.0 ± 0.2 ± 0.3
1.496-1.947	0.00850 ± 1.3 ± 0.3 ± 0.5	0.00847 ± 1.3 ± 0.3 ± 0.5	0.00861 ± 1.2 ± 0.2 ± 0.4	0.00862 ± 1.2 ± 0.2 ± 0.5
1.947-2.522	0.00440 ± 1.6 ± 0.4 ± 0.6	0.00439 ± 1.6 ± 0.4 ± 0.6	0.00438 ± 1.5 ± 0.4 ± 0.3	0.00439 ± 1.5 ± 0.4 ± 0.5
2.522-3.277	0.00229 ± 2.0 ± 0.4 ± 0.6	0.00229 ± 2.0 ± 0.5 ± 0.6	0.00224 ± 1.8 ± 0.5 ± 0.4	0.00224 ± 1.8 ± 0.5 ± 0.6
3.277-5.000	0.000994 ± 2.0 ± 0.6 ± 0.8	0.000993 ± 2.0 ± 0.6 ± 0.8	0.00101 ± 1.8 ± 0.4 ± 0.3	0.00101 ± 1.8 ± 0.4 ± 0.3
5.000-10.000	0.000309 ± 2.1 ± 0.5 ± 0.8	0.000308 ± 2.1 ± 0.5 ± 0.8	0.000297 ± 1.9 ± 0.5 ± 0.4	0.000297 ± 1.9 ± 0.5 ± 0.6

Table 10 The values of $(1/\sigma) d\sigma/d\phi_\eta^*$ in each bin of ϕ_η^* for the electron and muon channels separately (for various particle-level definitions) and for the Born-level combination in the kinematic region $66 \text{ GeV} \leq m_{\ell\ell} < 116 \text{ GeV}$, $0.8 \leq |\gamma_{\ell\ell}| < 1.2$. The associated statistical and systematic (both uncorrelated and correlated between bins of ϕ_η^*) are provided in percentage form

Bin	$(1/\sigma) d\sigma/d\phi_\eta^* \pm$ Statistical [%] \pm Uncorrelated systematic [%] \pm Correlated systematic [%]			
	Electron channel		Muon channel	
	Dressed	Born	Bare	Born
0.000-0.004	9.387 \pm 0.4 \pm 0.1 \pm 0.2	9.476 \pm 0.4 \pm 0.1 \pm 0.2	9.394 \pm 0.4 \pm 0.1 \pm 0.1	9.388 \pm 0.4 \pm 0.1 \pm 0.1
0.004-0.008	9.268 \pm 0.4 \pm 0.1 \pm 0.1	9.352 \pm 0.4 \pm 0.1 \pm 0.1	9.374 \pm 0.4 \pm 0.1 \pm 0.0	9.371 \pm 0.4 \pm 0.1 \pm 0.0
0.008-0.012	9.252 \pm 0.4 \pm 0.1 \pm 0.1	9.330 \pm 0.4 \pm 0.1 \pm 0.1	9.160 \pm 0.4 \pm 0.1 \pm 0.0	9.155 \pm 0.4 \pm 0.1 \pm 0.2
0.012-0.016	8.913 \pm 0.5 \pm 0.2 \pm 0.1	8.989 \pm 0.5 \pm 0.2 \pm 0.1	8.907 \pm 0.4 \pm 0.1 \pm 0.0	8.900 \pm 0.4 \pm 0.1 \pm 0.0
0.016-0.020	8.699 \pm 0.5 \pm 0.2 \pm 0.1	8.772 \pm 0.5 \pm 0.2 \pm 0.1	8.619 \pm 0.4 \pm 0.1 \pm 0.0	8.613 \pm 0.4 \pm 0.1 \pm 0.0
0.020-0.024	8.264 \pm 0.5 \pm 0.1 \pm 0.1	8.312 \pm 0.5 \pm 0.1 \pm 0.1	8.352 \pm 0.4 \pm 0.1 \pm 0.0	8.348 \pm 0.4 \pm 0.1 \pm 0.2
0.024-0.029	7.876 \pm 0.4 \pm 0.1 \pm 0.1	7.920 \pm 0.4 \pm 0.1 \pm 0.1	7.869 \pm 0.4 \pm 0.1 \pm 0.1	7.868 \pm 0.4 \pm 0.1 \pm 0.1
0.029-0.034	7.364 \pm 0.4 \pm 0.2 \pm 0.1	7.396 \pm 0.4 \pm 0.2 \pm 0.1	7.443 \pm 0.4 \pm 0.1 \pm 0.1	7.437 \pm 0.4 \pm 0.1 \pm 0.1
0.034-0.039	6.923 \pm 0.5 \pm 0.2 \pm 0.1	6.950 \pm 0.5 \pm 0.2 \pm 0.1	6.915 \pm 0.4 \pm 0.1 \pm 0.0	6.906 \pm 0.4 \pm 0.1 \pm 0.1
0.039-0.045	6.430 \pm 0.4 \pm 0.1 \pm 0.1	6.450 \pm 0.4 \pm 0.1 \pm 0.1	6.484 \pm 0.4 \pm 0.1 \pm 0.1	6.483 \pm 0.4 \pm 0.1 \pm 0.1
0.045-0.051	5.921 \pm 0.5 \pm 0.1 \pm 0.1	5.923 \pm 0.5 \pm 0.2 \pm 0.1	5.884 \pm 0.4 \pm 0.1 \pm 0.1	5.884 \pm 0.4 \pm 0.1 \pm 0.1
0.051-0.057	5.410 \pm 0.5 \pm 0.1 \pm 0.1	5.410 \pm 0.5 \pm 0.1 \pm 0.1	5.469 \pm 0.4 \pm 0.1 \pm 0.1	5.470 \pm 0.4 \pm 0.1 \pm 0.1
0.057-0.064	5.012 \pm 0.5 \pm 0.1 \pm 0.1	5.008 \pm 0.5 \pm 0.1 \pm 0.1	5.019 \pm 0.4 \pm 0.1 \pm 0.1	5.016 \pm 0.4 \pm 0.1 \pm 0.1
0.064-0.072	4.492 \pm 0.5 \pm 0.1 \pm 0.1	4.483 \pm 0.5 \pm 0.1 \pm 0.1	4.506 \pm 0.4 \pm 0.1 \pm 0.1	4.506 \pm 0.4 \pm 0.1 \pm 0.1
0.072-0.081	4.019 \pm 0.5 \pm 0.1 \pm 0.1	4.009 \pm 0.5 \pm 0.1 \pm 0.1	4.038 \pm 0.4 \pm 0.1 \pm 0.1	4.037 \pm 0.4 \pm 0.1 \pm 0.1
0.081-0.091	3.589 \pm 0.5 \pm 0.1 \pm 0.1	3.576 \pm 0.5 \pm 0.1 \pm 0.1	3.566 \pm 0.4 \pm 0.1 \pm 0.1	3.564 \pm 0.4 \pm 0.1 \pm 0.1
0.091-0.102	3.141 \pm 0.5 \pm 0.1 \pm 0.1	3.128 \pm 0.5 \pm 0.1 \pm 0.1	3.147 \pm 0.4 \pm 0.1 \pm 0.1	3.149 \pm 0.4 \pm 0.1 \pm 0.1
0.102-0.114	2.755 \pm 0.5 \pm 0.1 \pm 0.1	2.740 \pm 0.5 \pm 0.1 \pm 0.1	2.746 \pm 0.4 \pm 0.1 \pm 0.1	2.745 \pm 0.4 \pm 0.1 \pm 0.1
0.114-0.128	2.394 \pm 0.5 \pm 0.1 \pm 0.1	2.380 \pm 0.5 \pm 0.1 \pm 0.1	2.388 \pm 0.4 \pm 0.1 \pm 0.1	2.388 \pm 0.4 \pm 0.1 \pm 0.1
0.128-0.145	2.029 \pm 0.5 \pm 0.1 \pm 0.1	2.017 \pm 0.5 \pm 0.1 \pm 0.1	2.025 \pm 0.4 \pm 0.1 \pm 0.1	2.025 \pm 0.4 \pm 0.1 \pm 0.1
0.145-0.165	1.695 \pm 0.5 \pm 0.1 \pm 0.1	1.684 \pm 0.5 \pm 0.1 \pm 0.1	1.678 \pm 0.4 \pm 0.1 \pm 0.1	1.679 \pm 0.4 \pm 0.1 \pm 0.1
0.165-0.189	1.378 \pm 0.5 \pm 0.1 \pm 0.1	1.368 \pm 0.5 \pm 0.1 \pm 0.1	1.394 \pm 0.4 \pm 0.1 \pm 0.1	1.394 \pm 0.4 \pm 0.1 \pm 0.1
0.189-0.219	1.106 \pm 0.5 \pm 0.1 \pm 0.1	1.100 \pm 0.5 \pm 0.1 \pm 0.1	1.109 \pm 0.4 \pm 0.1 \pm 0.1	1.110 \pm 0.4 \pm 0.1 \pm 0.1
0.219-0.258	0.845 \pm 0.5 \pm 0.1 \pm 0.1	0.840 \pm 0.5 \pm 0.1 \pm 0.1	0.843 \pm 0.4 \pm 0.1 \pm 0.1	0.843 \pm 0.4 \pm 0.1 \pm 0.1
0.258-0.312	0.614 \pm 0.5 \pm 0.1 \pm 0.2	0.611 \pm 0.5 \pm 0.1 \pm 0.2	0.609 \pm 0.4 \pm 0.1 \pm 0.1	0.609 \pm 0.4 \pm 0.1 \pm 0.1
0.312-0.391	0.409 \pm 0.5 \pm 0.1 \pm 0.3	0.407 \pm 0.5 \pm 0.1 \pm 0.3	0.408 \pm 0.4 \pm 0.1 \pm 0.2	0.408 \pm 0.4 \pm 0.1 \pm 0.2
0.391-0.524	0.238 \pm 0.5 \pm 0.1 \pm 0.3	0.237 \pm 0.5 \pm 0.1 \pm 0.3	0.236 \pm 0.4 \pm 0.1 \pm 0.2	0.236 \pm 0.4 \pm 0.1 \pm 0.2
0.524-0.695	0.122 \pm 0.6 \pm 0.3 \pm 0.3	0.122 \pm 0.6 \pm 0.3 \pm 0.3	0.121 \pm 0.5 \pm 0.1 \pm 0.2	0.121 \pm 0.5 \pm 0.1 \pm 0.2
0.695-0.918	0.0624 \pm 0.7 \pm 0.3 \pm 0.3	0.0622 \pm 0.7 \pm 0.3 \pm 0.3	0.0616 \pm 0.6 \pm 0.1 \pm 0.2	0.0617 \pm 0.6 \pm 0.1 \pm 0.2
0.918-1.153	0.0321 \pm 1.0 \pm 0.3 \pm 0.3	0.0320 \pm 1.0 \pm 0.3 \pm 0.3	0.0323 \pm 0.8 \pm 0.2 \pm 0.2	0.0323 \pm 0.8 \pm 0.2 \pm 0.2
1.153-1.496	0.0165 \pm 1.1 \pm 0.3 \pm 0.4	0.0165 \pm 1.1 \pm 0.3 \pm 0.4	0.0166 \pm 1.0 \pm 0.2 \pm 0.2	0.0167 \pm 1.0 \pm 0.2 \pm 0.2
1.496-1.947	0.00801 \pm 1.4 \pm 0.4 \pm 0.4	0.00797 \pm 1.4 \pm 0.4 \pm 0.4	0.00835 \pm 1.2 \pm 0.3 \pm 0.3	0.00838 \pm 1.2 \pm 0.3 \pm 0.3
1.947-2.522	0.00412 \pm 1.7 \pm 0.4 \pm 0.4	0.00410 \pm 1.7 \pm 0.4 \pm 0.4	0.00406 \pm 1.6 \pm 0.3 \pm 0.4	0.00407 \pm 1.6 \pm 0.3 \pm 0.4
2.522-3.277	0.00210 \pm 2.1 \pm 0.5 \pm 0.5	0.00209 \pm 2.1 \pm 0.5 \pm 0.5	0.00207 \pm 1.9 \pm 0.4 \pm 0.3	0.00208 \pm 1.9 \pm 0.4 \pm 0.3
3.277-5.000	0.000942 \pm 2.1 \pm 0.5 \pm 0.8	0.000940 \pm 2.1 \pm 0.6 \pm 0.8	0.000909 \pm 1.8 \pm 0.4 \pm 0.4	0.000909 \pm 1.9 \pm 0.4 \pm 0.4
5.000-10.000	0.000282 \pm 2.3 \pm 0.5 \pm 0.6	0.000282 \pm 2.3 \pm 0.5 \pm 0.6	0.000274 \pm 2.0 \pm 0.5 \pm 0.4	0.000275 \pm 2.0 \pm 0.5 \pm 0.4

Table 11 The values of $(1/\sigma) d\sigma/d\phi_\eta^*$ in each bin of ϕ_η^* for the electron and muon channels separately (for various particle-level definitions) and for the Born-level combination in the kinematic region $66 \text{ GeV} \leq m_{\ell\ell} < 116 \text{ GeV}$, $1.2 \leq |\gamma_{\ell\ell}| < 1.6$. The associated statistical and systematic (both uncorrelated and correlated between bins of ϕ_η^*) are provided in percentage form

Bin	$(1/\sigma) d\sigma/d\phi_\eta^* \pm \text{Statistical [\%]} \pm \text{Uncorrelated systematic [\%]} \pm \text{Correlated systematic [\%]}$			
	Electron channel		Muon channel	
	Dressed	Born	Bare	Dressed
0.000-0.004	9.382 ± 0.5 ± 0.1 ± 0.2	9.470 ± 0.5 ± 0.2 ± 0.2	9.358 ± 0.4 ± 0.1 ± 0.1	9.352 ± 0.4 ± 0.1 ± 0.1
0.004-0.008	9.317 ± 0.5 ± 0.2 ± 0.2	9.402 ± 0.5 ± 0.2 ± 0.2	9.289 ± 0.4 ± 0.1 ± 0.1	9.281 ± 0.4 ± 0.1 ± 0.2
0.008-0.012	9.095 ± 0.5 ± 0.2 ± 0.2	9.169 ± 0.5 ± 0.2 ± 0.2	9.101 ± 0.4 ± 0.1 ± 0.0	9.093 ± 0.4 ± 0.1 ± 0.2
0.012-0.016	8.874 ± 0.5 ± 0.1 ± 0.2	8.945 ± 0.5 ± 0.2 ± 0.2	8.918 ± 0.4 ± 0.1 ± 0.0	8.905 ± 0.4 ± 0.1 ± 0.0
0.016-0.020	8.552 ± 0.5 ± 0.2 ± 0.2	8.617 ± 0.5 ± 0.2 ± 0.2	8.632 ± 0.4 ± 0.1 ± 0.0	8.629 ± 0.4 ± 0.1 ± 0.2
0.020-0.024	8.242 ± 0.5 ± 0.2 ± 0.2	8.299 ± 0.5 ± 0.2 ± 0.2	8.265 ± 0.4 ± 0.1 ± 0.0	8.264 ± 0.4 ± 0.1 ± 0.2
0.024-0.029	7.803 ± 0.5 ± 0.2 ± 0.2	7.841 ± 0.5 ± 0.2 ± 0.2	7.805 ± 0.4 ± 0.1 ± 0.0	7.792 ± 0.4 ± 0.1 ± 0.2
0.029-0.034	7.312 ± 0.5 ± 0.1 ± 0.2	7.340 ± 0.5 ± 0.2 ± 0.2	7.371 ± 0.4 ± 0.1 ± 0.0	7.363 ± 0.4 ± 0.1 ± 0.2
0.034-0.039	6.920 ± 0.5 ± 0.2 ± 0.2	6.938 ± 0.5 ± 0.2 ± 0.2	6.907 ± 0.4 ± 0.1 ± 0.0	6.914 ± 0.4 ± 0.1 ± 0.2
0.039-0.045	6.397 ± 0.5 ± 0.1 ± 0.2	6.413 ± 0.5 ± 0.1 ± 0.2	6.401 ± 0.4 ± 0.1 ± 0.0	6.404 ± 0.4 ± 0.1 ± 0.2
0.045-0.051	5.877 ± 0.5 ± 0.2 ± 0.1	5.886 ± 0.5 ± 0.2 ± 0.1	5.914 ± 0.4 ± 0.1 ± 0.0	5.908 ± 0.4 ± 0.1 ± 0.2
0.051-0.057	5.366 ± 0.5 ± 0.2 ± 0.1	5.364 ± 0.5 ± 0.2 ± 0.1	5.417 ± 0.4 ± 0.1 ± 0.0	5.415 ± 0.4 ± 0.1 ± 0.2
0.057-0.064	4.985 ± 0.5 ± 0.1 ± 0.1	4.985 ± 0.5 ± 0.2 ± 0.1	4.981 ± 0.4 ± 0.1 ± 0.1	4.979 ± 0.4 ± 0.1 ± 0.2
0.064-0.072	4.526 ± 0.5 ± 0.1 ± 0.1	4.519 ± 0.5 ± 0.1 ± 0.1	4.524 ± 0.4 ± 0.1 ± 0.1	4.521 ± 0.4 ± 0.1 ± 0.2
0.072-0.081	4.049 ± 0.5 ± 0.2 ± 0.1	4.037 ± 0.5 ± 0.2 ± 0.1	4.071 ± 0.4 ± 0.1 ± 0.1	4.071 ± 0.4 ± 0.1 ± 0.2
0.081-0.091	3.593 ± 0.5 ± 0.2 ± 0.1	3.576 ± 0.5 ± 0.2 ± 0.1	3.590 ± 0.4 ± 0.1 ± 0.1	3.587 ± 0.4 ± 0.1 ± 0.2
0.091-0.102	3.196 ± 0.5 ± 0.2 ± 0.1	3.182 ± 0.5 ± 0.2 ± 0.1	3.159 ± 0.4 ± 0.1 ± 0.1	3.158 ± 0.4 ± 0.1 ± 0.2
0.102-0.114	2.756 ± 0.5 ± 0.2 ± 0.1	2.742 ± 0.5 ± 0.2 ± 0.1	2.781 ± 0.4 ± 0.1 ± 0.1	2.784 ± 0.4 ± 0.1 ± 0.2
0.114-0.128	2.403 ± 0.5 ± 0.2 ± 0.1	2.388 ± 0.5 ± 0.2 ± 0.1	2.418 ± 0.4 ± 0.1 ± 0.1	2.418 ± 0.4 ± 0.1 ± 0.1
0.128-0.145	2.065 ± 0.5 ± 0.2 ± 0.1	2.053 ± 0.5 ± 0.2 ± 0.1	2.045 ± 0.4 ± 0.1 ± 0.1	2.045 ± 0.4 ± 0.1 ± 0.1
0.145-0.165	1.715 ± 0.5 ± 0.2 ± 0.1	1.705 ± 0.5 ± 0.2 ± 0.1	1.709 ± 0.4 ± 0.1 ± 0.1	1.711 ± 0.4 ± 0.1 ± 0.1
0.165-0.189	1.404 ± 0.5 ± 0.2 ± 0.1	1.395 ± 0.5 ± 0.2 ± 0.1	1.403 ± 0.4 ± 0.1 ± 0.1	1.404 ± 0.4 ± 0.1 ± 0.1
0.189-0.219	1.117 ± 0.5 ± 0.3 ± 0.2	1.110 ± 0.5 ± 0.3 ± 0.2	1.123 ± 0.4 ± 0.1 ± 0.1	1.124 ± 0.4 ± 0.1 ± 0.1
0.219-0.258	0.851 ± 0.5 ± 0.3 ± 0.2	0.846 ± 0.5 ± 0.3 ± 0.2	0.856 ± 0.4 ± 0.1 ± 0.1	0.856 ± 0.4 ± 0.1 ± 0.1
0.258-0.312	0.621 ± 0.5 ± 0.2 ± 0.3	0.618 ± 0.5 ± 0.2 ± 0.3	0.622 ± 0.4 ± 0.1 ± 0.1	0.623 ± 0.4 ± 0.1 ± 0.2
0.312-0.391	0.415 ± 0.5 ± 0.2 ± 0.3	0.413 ± 0.5 ± 0.2 ± 0.4	0.409 ± 0.4 ± 0.1 ± 0.1	0.409 ± 0.4 ± 0.1 ± 0.2
0.391-0.524	0.238 ± 0.5 ± 0.1 ± 0.3	0.238 ± 0.5 ± 0.1 ± 0.3	0.237 ± 0.4 ± 0.1 ± 0.1	0.237 ± 0.4 ± 0.1 ± 0.2
0.524-0.695	0.124 ± 0.7 ± 0.4 ± 0.3	0.124 ± 0.7 ± 0.4 ± 0.3	0.122 ± 0.5 ± 0.2 ± 0.2	0.122 ± 0.5 ± 0.2 ± 0.2
0.695-0.918	0.0615 ± 0.8 ± 0.4 ± 0.4	0.0614 ± 0.8 ± 0.4 ± 0.4	0.0609 ± 0.7 ± 0.2 ± 0.1	0.0610 ± 0.7 ± 0.2 ± 0.2
0.918-1.153	0.0313 ± 1.1 ± 0.5 ± 0.4	0.0312 ± 1.1 ± 0.5 ± 0.4	0.0310 ± 0.9 ± 0.2 ± 0.2	0.0311 ± 0.9 ± 0.2 ± 0.2
1.153-1.496	0.0163 ± 1.3 ± 0.3 ± 0.5	0.0163 ± 1.3 ± 0.3 ± 0.5	0.0158 ± 1.1 ± 0.3 ± 0.2	0.0158 ± 1.1 ± 0.3 ± 0.4
1.496-1.947	0.00752 ± 1.6 ± 0.4 ± 0.5	0.00749 ± 1.6 ± 0.4 ± 0.5	0.00740 ± 1.3 ± 0.3 ± 0.3	0.00741 ± 1.3 ± 0.3 ± 0.5
1.947-2.522	0.00356 ± 2.0 ± 0.5 ± 0.6	0.00354 ± 2.0 ± 0.5 ± 0.6	0.00356 ± 1.7 ± 0.4 ± 0.4	0.00357 ± 1.7 ± 0.4 ± 0.5
2.522-3.277	0.00168 ± 2.5 ± 0.6 ± 0.6	0.00168 ± 2.5 ± 0.6 ± 0.6	0.00175 ± 2.1 ± 0.4 ± 0.6	0.00176 ± 2.1 ± 0.4 ± 0.7
3.277-5.000	0.000769 ± 2.4 ± 0.6 ± 0.6	0.000768 ± 2.4 ± 0.6 ± 0.6	0.000792 ± 2.1 ± 0.7 ± 0.5	0.000796 ± 2.1 ± 0.7 ± 0.5
5.000-10.000	0.000215 ± 2.7 ± 0.8 ± 0.7	0.000215 ± 2.7 ± 0.8 ± 0.7	0.000213 ± 2.4 ± 0.5 ± 0.4	0.000213 ± 2.4 ± 0.5 ± 0.6

Table 12 The values of $(1/\sigma) d\sigma/d\phi_\eta^*$ in each bin of ϕ_η^* for the electron and muon channels separately (for various particle-level definitions) and for the Born-level combination in the kinematic region $66 \text{ GeV} \leq m_{\ell\ell} < 116 \text{ GeV}$, $1.6 \leq |y_{\ell\ell}| < 2.0$. The associated statistical and systematic (both uncorrelated and correlated between bins of ϕ_η^*) are provided in percentage form

Bin	$(1/\sigma) d\sigma/d\phi_\eta^* \pm$ Statistical [%] \pm Uncorrelated systematic [%] \pm Correlated systematic [%]			
	Electron channel		Muon channel	
	Dressed	Born	Bare	Born
0.000-0.004	9.378 \pm 0.6 \pm 0.3 \pm 0.3	9.472 \pm 0.6 \pm 0.3 \pm 0.3	9.338 \pm 0.5 \pm 0.1 \pm 0.1	9.405 \pm 0.5 \pm 0.1 \pm 0.2
0.004-0.008	9.264 \pm 0.6 \pm 0.2 \pm 0.2	9.368 \pm 0.6 \pm 0.2 \pm 0.2	9.273 \pm 0.5 \pm 0.1 \pm 0.0	9.347 \pm 0.5 \pm 0.1 \pm 0.1
0.008-0.012	9.014 \pm 0.6 \pm 0.2 \pm 0.2	9.077 \pm 0.6 \pm 0.2 \pm 0.3	9.131 \pm 0.5 \pm 0.1 \pm 0.0	9.199 \pm 0.5 \pm 0.1 \pm 0.1
0.012-0.016	8.875 \pm 0.7 \pm 0.2 \pm 0.2	8.951 \pm 0.7 \pm 0.2 \pm 0.2	8.864 \pm 0.5 \pm 0.1 \pm 0.0	8.930 \pm 0.5 \pm 0.1 \pm 0.1
0.016-0.020	8.592 \pm 0.7 \pm 0.2 \pm 0.2	8.657 \pm 0.7 \pm 0.2 \pm 0.2	8.503 \pm 0.5 \pm 0.1 \pm 0.0	8.561 \pm 0.5 \pm 0.1 \pm 0.1
0.020-0.024	8.207 \pm 0.7 \pm 0.2 \pm 0.2	8.259 \pm 0.7 \pm 0.2 \pm 0.2	8.149 \pm 0.5 \pm 0.1 \pm 0.1	8.195 \pm 0.5 \pm 0.1 \pm 0.1
0.024-0.029	7.721 \pm 0.6 \pm 0.2 \pm 0.2	7.755 \pm 0.6 \pm 0.2 \pm 0.2	7.776 \pm 0.5 \pm 0.1 \pm 0.0	7.842 \pm 0.5 \pm 0.1 \pm 0.3
0.029-0.034	7.439 \pm 0.6 \pm 0.2 \pm 0.2	7.484 \pm 0.6 \pm 0.2 \pm 0.3	7.343 \pm 0.5 \pm 0.1 \pm 0.0	7.398 \pm 0.5 \pm 0.1 \pm 0.3
0.034-0.039	6.755 \pm 0.7 \pm 0.2 \pm 0.2	6.765 \pm 0.7 \pm 0.3 \pm 0.3	6.832 \pm 0.5 \pm 0.1 \pm 0.1	6.848 \pm 0.5 \pm 0.1 \pm 0.3
0.039-0.045	6.394 \pm 0.6 \pm 0.2 \pm 0.2	6.414 \pm 0.6 \pm 0.2 \pm 0.2	6.377 \pm 0.5 \pm 0.1 \pm 0.0	6.383 \pm 0.5 \pm 0.1 \pm 0.3
0.045-0.051	5.878 \pm 0.7 \pm 0.2 \pm 0.2	5.881 \pm 0.7 \pm 0.2 \pm 0.2	5.906 \pm 0.5 \pm 0.1 \pm 0.1	5.916 \pm 0.5 \pm 0.1 \pm 0.3
0.051-0.057	5.309 \pm 0.7 \pm 0.2 \pm 0.2	5.302 \pm 0.7 \pm 0.2 \pm 0.2	5.371 \pm 0.5 \pm 0.1 \pm 0.0	5.374 \pm 0.5 \pm 0.1 \pm 0.3
0.057-0.064	4.899 \pm 0.7 \pm 0.2 \pm 0.2	4.896 \pm 0.7 \pm 0.2 \pm 0.2	4.909 \pm 0.5 \pm 0.1 \pm 0.1	4.900 \pm 0.5 \pm 0.1 \pm 0.2
0.064-0.072	4.508 \pm 0.6 \pm 0.2 \pm 0.2	4.503 \pm 0.6 \pm 0.2 \pm 0.2	4.511 \pm 0.5 \pm 0.1 \pm 0.1	4.498 \pm 0.5 \pm 0.1 \pm 0.2
0.072-0.081	4.011 \pm 0.6 \pm 0.4 \pm 0.2	3.996 \pm 0.6 \pm 0.4 \pm 0.2	4.008 \pm 0.5 \pm 0.1 \pm 0.1	3.990 \pm 0.5 \pm 0.1 \pm 0.2
0.081-0.091	3.574 \pm 0.7 \pm 0.4 \pm 0.2	3.561 \pm 0.7 \pm 0.4 \pm 0.2	3.574 \pm 0.5 \pm 0.1 \pm 0.1	3.558 \pm 0.5 \pm 0.1 \pm 0.2
0.091-0.102	3.159 \pm 0.7 \pm 0.2 \pm 0.2	3.142 \pm 0.7 \pm 0.2 \pm 0.2	3.157 \pm 0.5 \pm 0.1 \pm 0.1	3.130 \pm 0.5 \pm 0.1 \pm 0.2
0.102-0.114	2.806 \pm 0.7 \pm 0.2 \pm 0.1	2.793 \pm 0.7 \pm 0.2 \pm 0.1	2.774 \pm 0.5 \pm 0.1 \pm 0.1	2.764 \pm 0.5 \pm 0.1 \pm 0.2
0.114-0.128	2.407 \pm 0.7 \pm 0.2 \pm 0.1	2.392 \pm 0.7 \pm 0.2 \pm 0.1	2.416 \pm 0.5 \pm 0.1 \pm 0.1	2.401 \pm 0.5 \pm 0.1 \pm 0.2
0.128-0.145	2.072 \pm 0.7 \pm 0.2 \pm 0.1	2.058 \pm 0.7 \pm 0.2 \pm 0.1	2.061 \pm 0.5 \pm 0.1 \pm 0.1	2.048 \pm 0.5 \pm 0.1 \pm 0.2
0.145-0.165	1.730 \pm 0.7 \pm 0.2 \pm 0.2	1.716 \pm 0.7 \pm 0.2 \pm 0.2	1.729 \pm 0.5 \pm 0.1 \pm 0.1	1.718 \pm 0.5 \pm 0.1 \pm 0.2
0.165-0.189	1.417 \pm 0.7 \pm 0.2 \pm 0.2	1.408 \pm 0.7 \pm 0.2 \pm 0.2	1.423 \pm 0.5 \pm 0.1 \pm 0.1	1.414 \pm 0.5 \pm 0.1 \pm 0.2
0.189-0.219	1.137 \pm 0.7 \pm 0.4 \pm 0.3	1.130 \pm 0.7 \pm 0.4 \pm 0.3	1.138 \pm 0.5 \pm 0.1 \pm 0.1	1.133 \pm 0.5 \pm 0.1 \pm 0.2
0.219-0.258	0.871 \pm 0.7 \pm 0.4 \pm 0.3	0.866 \pm 0.7 \pm 0.4 \pm 0.3	0.875 \pm 0.5 \pm 0.1 \pm 0.1	0.870 \pm 0.5 \pm 0.1 \pm 0.2
0.258-0.312	0.643 \pm 0.7 \pm 0.2 \pm 0.4	0.641 \pm 0.7 \pm 0.3 \pm 0.4	0.634 \pm 0.5 \pm 0.1 \pm 0.1	0.631 \pm 0.5 \pm 0.1 \pm 0.2
0.312-0.391	0.428 \pm 0.7 \pm 0.3 \pm 0.4	0.426 \pm 0.7 \pm 0.3 \pm 0.4	0.427 \pm 0.5 \pm 0.1 \pm 0.1	0.425 \pm 0.5 \pm 0.1 \pm 0.2
0.391-0.524	0.244 \pm 0.7 \pm 0.3 \pm 0.5	0.244 \pm 0.7 \pm 0.3 \pm 0.5	0.245 \pm 0.5 \pm 0.1 \pm 0.1	0.245 \pm 0.5 \pm 0.1 \pm 0.2
0.524-0.695	0.125 \pm 0.8 \pm 0.4 \pm 0.6	0.124 \pm 0.8 \pm 0.4 \pm 0.6	0.126 \pm 0.6 \pm 0.1 \pm 0.2	0.126 \pm 0.6 \pm 0.1 \pm 0.2
0.695-0.918	0.0621 \pm 1.0 \pm 0.4 \pm 0.7	0.0620 \pm 1.0 \pm 0.4 \pm 0.7	0.0613 \pm 0.8 \pm 0.2 \pm 0.2	0.0615 \pm 0.8 \pm 0.2 \pm 0.3
0.918-1.153	0.0305 \pm 1.4 \pm 0.5 \pm 0.7	0.0304 \pm 1.4 \pm 0.5 \pm 0.7	0.0301 \pm 1.1 \pm 0.2 \pm 0.2	0.0300 \pm 1.1 \pm 0.2 \pm 0.3
1.153-1.496	0.0148 \pm 1.6 \pm 0.6 \pm 0.8	0.0148 \pm 1.6 \pm 0.6 \pm 0.8	0.0149 \pm 1.3 \pm 0.2 \pm 0.3	0.0149 \pm 1.3 \pm 0.2 \pm 0.6
1.496-1.947	0.00643 \pm 2.1 \pm 0.6 \pm 1.0	0.00641 \pm 2.1 \pm 0.6 \pm 1.0	0.00638 \pm 1.8 \pm 0.3 \pm 0.4	0.00642 \pm 1.8 \pm 0.3 \pm 0.7
1.947-2.522	0.00274 \pm 2.9 \pm 0.7 \pm 1.0	0.00272 \pm 2.9 \pm 0.7 \pm 1.0	0.00299 \pm 2.3 \pm 0.4 \pm 0.4	0.00297 \pm 2.3 \pm 0.4 \pm 0.7
2.522-3.277	0.00131 \pm 3.6 \pm 0.7 \pm 1.2	0.00130 \pm 3.6 \pm 0.8 \pm 1.2	0.00128 \pm 3.0 \pm 0.6 \pm 0.4	0.00129 \pm 3.0 \pm 0.6 \pm 0.7
3.277-5.000	0.000510 \pm 3.8 \pm 1.1 \pm 1.4	0.000509 \pm 3.8 \pm 1.1 \pm 1.4	0.000519 \pm 3.1 \pm 0.6 \pm 0.7	0.000524 \pm 3.1 \pm 0.6 \pm 0.9
5.000-10.000	0.000141 \pm 4.2 \pm 0.9 \pm 1.3	0.000141 \pm 4.2 \pm 0.9 \pm 1.3	0.000127 \pm 3.8 \pm 0.6 \pm 0.5	0.000128 \pm 3.8 \pm 0.6 \pm 0.7

Table 13 The values of $(1/\sigma) d\sigma/d\phi_\eta^*$ in each bin of ϕ_η^* for the electron and muon channels separately (for various particle-level definitions) and for the Born-level combination in the kinematic region $66 \text{ GeV} \leq m_{\ell\ell} < 116 \text{ GeV}$, $2.0 \leq |\gamma_{\ell\ell}| < 2.4$. The associated statistical and systematic (both uncorrelated and correlated between bins of ϕ_η^*) are provided in percentage form

Bin	$(1/\sigma) d\sigma/d\phi_\eta^* \pm \text{Statistical [\%]} \pm \text{Uncorrelated systematic [\%]} \pm \text{Correlated systematic [\%]}$		
	Electron channel		Muon channel
	Dressed	Born	Bare
0.000-0.004	9.324 ± 1.0 ± 0.4 ± 0.3	9.417 ± 1.0 ± 0.4 ± 0.3	9.348 ± 0.8 ± 0.1 ± 0.1
0.004-0.008	9.101 ± 1.0 ± 0.4 ± 0.3	9.182 ± 1.0 ± 0.4 ± 0.3	9.294 ± 0.9 ± 0.2 ± 0.1
0.008-0.012	9.083 ± 1.0 ± 0.4 ± 0.3	9.179 ± 1.0 ± 0.4 ± 0.3	8.969 ± 0.9 ± 0.2 ± 0.1
0.012-0.016	8.825 ± 1.0 ± 0.4 ± 0.3	8.895 ± 1.0 ± 0.4 ± 0.3	9.015 ± 0.9 ± 0.2 ± 0.1
0.016-0.020	8.401 ± 1.0 ± 0.4 ± 0.3	8.462 ± 1.0 ± 0.4 ± 0.3	8.469 ± 0.9 ± 0.2 ± 0.1
0.020-0.024	8.047 ± 1.1 ± 0.5 ± 0.3	8.094 ± 1.1 ± 0.5 ± 0.3	8.242 ± 0.9 ± 0.2 ± 0.1
0.024-0.029	7.986 ± 1.0 ± 0.5 ± 0.3	8.065 ± 1.0 ± 0.5 ± 0.4	7.748 ± 0.8 ± 0.2 ± 0.0
0.029-0.034	7.168 ± 1.0 ± 0.5 ± 0.3	7.173 ± 1.0 ± 0.5 ± 0.3	7.276 ± 0.9 ± 0.1 ± 0.0
0.034-0.039	6.833 ± 1.0 ± 0.5 ± 0.3	6.857 ± 1.0 ± 0.5 ± 0.3	6.781 ± 0.9 ± 0.2 ± 0.1
0.039-0.045	6.468 ± 1.0 ± 0.4 ± 0.3	6.490 ± 1.0 ± 0.4 ± 0.3	6.415 ± 0.8 ± 0.1 ± 0.0
0.045-0.051	5.717 ± 1.0 ± 0.4 ± 0.2	5.715 ± 1.0 ± 0.5 ± 0.3	5.865 ± 0.9 ± 0.2 ± 0.0
0.051-0.057	5.413 ± 1.1 ± 0.4 ± 0.2	5.410 ± 1.1 ± 0.4 ± 0.2	5.333 ± 0.9 ± 0.2 ± 0.1
0.057-0.064	4.935 ± 1.0 ± 0.4 ± 0.2	4.934 ± 1.0 ± 0.4 ± 0.2	4.923 ± 0.9 ± 0.2 ± 0.0
0.064-0.072	4.502 ± 1.0 ± 0.4 ± 0.2	4.491 ± 1.0 ± 0.4 ± 0.2	4.434 ± 0.9 ± 0.2 ± 0.1
0.072-0.081	3.994 ± 1.0 ± 0.5 ± 0.2	3.977 ± 1.0 ± 0.5 ± 0.2	3.978 ± 0.9 ± 0.1 ± 0.1
0.081-0.091	3.517 ± 1.0 ± 0.5 ± 0.1	3.496 ± 1.0 ± 0.5 ± 0.2	3.572 ± 0.9 ± 0.1 ± 0.1
0.091-0.102	3.161 ± 1.0 ± 0.6 ± 0.1	3.148 ± 1.0 ± 0.6 ± 0.2	3.146 ± 0.8 ± 0.2 ± 0.0
0.102-0.114	2.793 ± 1.1 ± 0.6 ± 0.2	2.784 ± 1.1 ± 0.6 ± 0.2	2.775 ± 0.9 ± 0.1 ± 0.1
0.114-0.128	2.404 ± 1.1 ± 0.6 ± 0.1	2.385 ± 1.1 ± 0.6 ± 0.1	2.441 ± 0.9 ± 0.1 ± 0.1
0.128-0.145	2.036 ± 1.0 ± 0.6 ± 0.1	2.021 ± 1.0 ± 0.6 ± 0.1	2.074 ± 0.8 ± 0.2 ± 0.1
0.145-0.165	1.743 ± 1.0 ± 0.6 ± 0.2	1.732 ± 1.0 ± 0.6 ± 0.2	1.736 ± 0.9 ± 0.1 ± 0.1
0.165-0.189	1.447 ± 1.0 ± 0.6 ± 0.2	1.439 ± 1.0 ± 0.6 ± 0.2	1.453 ± 0.9 ± 0.1 ± 0.1
0.189-0.219	1.175 ± 1.0 ± 0.4 ± 0.2	1.167 ± 1.0 ± 0.4 ± 0.2	1.147 ± 0.9 ± 0.1 ± 0.1
0.219-0.258	0.894 ± 1.0 ± 0.5 ± 0.3	0.889 ± 1.0 ± 0.5 ± 0.3	0.888 ± 0.8 ± 0.2 ± 0.1
0.258-0.312	0.656 ± 1.0 ± 0.6 ± 0.4	0.653 ± 1.0 ± 0.6 ± 0.4	0.646 ± 0.9 ± 0.1 ± 0.2
0.312-0.391	0.438 ± 1.1 ± 0.6 ± 0.5	0.436 ± 1.1 ± 0.6 ± 0.5	0.436 ± 0.9 ± 0.1 ± 0.1
0.391-0.524	0.255 ± 1.1 ± 0.6 ± 0.6	0.255 ± 1.1 ± 0.6 ± 0.6	0.253 ± 0.9 ± 0.1 ± 0.2
0.524-0.695	0.131 ± 1.3 ± 0.4 ± 0.7	0.130 ± 1.3 ± 0.4 ± 0.7	0.134 ± 1.1 ± 0.2 ± 0.2
0.695-0.918	0.0612 ± 1.7 ± 0.5 ± 0.9	0.0611 ± 1.7 ± 0.5 ± 0.9	0.0608 ± 1.4 ± 0.2 ± 0.3
0.918-1.153	0.0292 ± 2.3 ± 0.5 ± 1.1	0.0291 ± 2.3 ± 0.5 ± 1.1	0.0290 ± 2.0 ± 0.3 ± 0.3
1.153-1.496	0.0132 ± 2.8 ± 0.6 ± 1.3	0.0132 ± 2.8 ± 0.6 ± 1.3	0.0129 ± 2.4 ± 0.5 ± 0.3
1.496-1.947	0.00492 ± 4.0 ± 0.8 ± 1.6	0.00493 ± 4.0 ± 0.8 ± 1.6	0.00486 ± 3.5 ± 0.5 ± 0.4
1.947-2.522	0.00191 ± 5.7 ± 1.1 ± 2.0	0.00189 ± 5.7 ± 1.1 ± 1.9	0.00154 ± 5.4 ± 0.9 ± 0.7
2.522-3.277	0.000583 ± 8.9 ± 1.7 ± 2.3	0.000582 ± 8.9 ± 1.8 ± 2.3	0.000536 ± 8.3 ± 1.1 ± 1.2
3.277-5.000	0.000139 ± 12 ± 2.4 ± 3.1	0.000138 ± 12 ± 2.5 ± 3.1	0.000183 ± 9.3 ± 1.3 ± 1.4
5.000-10.000	0.0000247 ± 18 ± 5.4 ± 8.4	0.0000248 ± 18 ± 5.4 ± 8.5	0.0000311 ± 13 ± 2.4 ± 1.8
			0.0000314 ± 13 ± 2.4 ± 2.0
			0.0000285 ± 11 ± 2.6 ± 3.2
			0.0608 ± 1.1 ± 0.3 ± 0.4
			0.0291 ± 1.5 ± 0.3 ± 0.4
			0.0130 ± 1.8 ± 0.4 ± 0.6
			0.00486 ± 2.6 ± 0.4 ± 0.7
			0.00168 ± 3.9 ± 0.7 ± 0.9
			0.000553 ± 6.1 ± 1.0 ± 1.0
			0.000163 ± 7.4 ± 1.3 ± 1.4
			0.0000285 ± 11 ± 2.6 ± 3.2

Table 14 The values of $(1/\sigma) d\sigma/d\phi_{\eta}^*$ in each bin of ϕ_{η}^* for the electron and muon channels separately (for various particle-level definitions) and for the Born-level combination in the kinematic region $116 \text{ GeV} \leq m_{\ell\ell} < 150 \text{ GeV}$, $0 \leq |\gamma_{\ell\ell}| < 0.8$. The associated statistical and systematic (both uncorrelated and correlated between bins of ϕ_{η}^*) are provided in percentage form

Bin	$(1/\sigma) d\sigma/d\phi_{\eta}^* \pm \text{Statistical} [\%] \pm \text{Uncorrelated systematic} [\%] \pm \text{Correlated systematic} [\%]$		
	Electron channel		Muon channel
	Dressed	Born	Bare
0.000-0.004	11.489 ± 2.7 ± 0.9 ± 2.9	11.576 ± 2.7 ± 0.9 ± 2.9	11.151 ± 1.8 ± 0.7 ± 3.4
0.004-0.008	11.375 ± 2.7 ± 0.7 ± 1.3	11.449 ± 2.7 ± 0.8 ± 1.3	11.398 ± 1.7 ± 0.8 ± 1.5
0.008-0.012	11.051 ± 2.7 ± 0.8 ± 0.9	11.091 ± 2.7 ± 0.8 ± 0.9	11.056 ± 1.8 ± 0.8 ± 1.2
0.012-0.016	10.804 ± 2.7 ± 0.7 ± 1.2	10.904 ± 2.7 ± 0.8 ± 1.2	11.077 ± 1.8 ± 0.8 ± 0.9
0.016-0.020	10.038 ± 2.8 ± 0.7 ± 0.8	10.105 ± 2.8 ± 0.8 ± 0.7	10.116 ± 1.9 ± 0.9 ± 0.9
0.020-0.024	9.378 ± 2.9 ± 0.8 ± 0.7	9.372 ± 2.9 ± 0.8 ± 0.8	9.319 ± 1.9 ± 0.8 ± 1.0
0.024-0.029	9.075 ± 2.7 ± 0.7 ± 0.6	9.117 ± 2.7 ± 0.8 ± 0.6	8.794 ± 1.8 ± 0.8 ± 0.5
0.029-0.034	8.348 ± 2.7 ± 0.7 ± 0.6	8.376 ± 2.7 ± 0.8 ± 0.6	8.466 ± 1.8 ± 0.8 ± 0.9
0.034-0.039	6.798 ± 3.1 ± 0.9 ± 0.7	6.776 ± 3.1 ± 0.9 ± 0.7	7.793 ± 1.9 ± 0.8 ± 0.9
0.039-0.045	6.684 ± 2.8 ± 0.9 ± 0.7	6.689 ± 2.8 ± 0.9 ± 0.7	6.810 ± 1.9 ± 0.8 ± 1.1
0.045-0.051	6.001 ± 2.9 ± 0.8 ± 0.7	5.999 ± 2.9 ± 0.9 ± 0.7	5.993 ± 2.0 ± 0.8 ± 1.0
0.051-0.057	5.433 ± 3.1 ± 0.9 ± 0.9	5.384 ± 3.1 ± 0.9 ± 1.0	5.455 ± 2.1 ± 0.9 ± 1.1
0.057-0.064	5.175 ± 2.9 ± 0.9 ± 0.7	5.210 ± 2.9 ± 0.9 ± 0.7	4.958 ± 2.0 ± 0.8 ± 0.8
0.064-0.072	4.099 ± 3.1 ± 0.9 ± 0.7	4.049 ± 3.1 ± 0.9 ± 0.7	4.509 ± 2.0 ± 0.9 ± 0.8
0.072-0.081	4.003 ± 3.0 ± 0.8 ± 0.7	4.009 ± 3.0 ± 0.8 ± 0.7	3.750 ± 2.0 ± 0.8 ± 0.9
0.081-0.091	3.423 ± 3.1 ± 0.9 ± 0.9	3.437 ± 3.1 ± 1.0 ± 0.9	3.303 ± 2.1 ± 0.9 ± 0.6
0.091-0.102	2.992 ± 3.1 ± 0.9 ± 0.9	2.983 ± 3.1 ± 1.0 ± 0.9	2.946 ± 2.1 ± 1.0 ± 0.7
0.102-0.114	2.495 ± 3.3 ± 1.9 ± 2.8	2.489 ± 3.3 ± 1.9 ± 2.7	2.694 ± 2.1 ± 0.9 ± 0.7
0.114-0.128	2.134 ± 3.3 ± 0.9 ± 0.7	2.125 ± 3.3 ± 0.9 ± 0.7	2.240 ± 2.1 ± 0.9 ± 0.9
0.128-0.145	1.857 ± 3.3 ± 1.1 ± 1.1	1.843 ± 3.3 ± 1.1 ± 1.2	1.771 ± 2.2 ± 0.9 ± 0.8
0.145-0.165	1.507 ± 3.3 ± 0.9 ± 0.8	1.505 ± 3.3 ± 1.0 ± 0.9	1.579 ± 2.2 ± 1.0 ± 0.8
0.165-0.189	1.212 ± 3.5 ± 1.5 ± 1.5	1.200 ± 3.5 ± 1.5 ± 1.5	1.203 ± 2.3 ± 0.9 ± 0.8
0.189-0.219	0.979 ± 3.4 ± 1.2 ± 1.2	0.978 ± 3.4 ± 1.2 ± 1.1	0.933 ± 2.3 ± 0.9 ± 1.9
0.219-0.258	0.705 ± 3.6 ± 1.4 ± 1.2	0.701 ± 3.6 ± 1.4 ± 1.2	0.741 ± 2.2 ± 1.0 ± 2.1
0.258-0.312	0.526 ± 3.7 ± 2.2 ± 2.0	0.524 ± 3.7 ± 2.2 ± 2.0	0.524 ± 2.3 ± 1.1 ± 1.6
0.312-0.391	0.354 ± 3.8 ± 1.7 ± 2.3	0.354 ± 3.8 ± 1.7 ± 2.3	0.340 ± 2.4 ± 1.2 ± 2.2
0.391-0.524	0.199 ± 4.1 ± 2.0 ± 3.3	0.199 ± 4.1 ± 2.0 ± 3.3	0.196 ± 2.6 ± 1.4 ± 3.0
0.524-0.695	0.103 ± 5.3 ± 2.8 ± 3.8	0.103 ± 5.3 ± 2.8 ± 3.8	0.0918 ± 3.3 ± 2.7 ± 4.1
0.695-0.918	0.0540 ± 6.3 ± 2.9 ± 3.5	0.0538 ± 6.3 ± 2.9 ± 3.5	0.0527 ± 4.0 ± 2.9 ± 4.3
0.918-1.153	0.0258 ± 8.8 ± 6.1 ± 6.2	0.0258 ± 8.8 ± 6.1 ± 6.2	0.0259 ± 5.6 ± 3.3 ± 2.8
1.153-1.496	0.0180 ± 8.2 ± 3.2 ± 2.6	0.0181 ± 8.2 ± 3.2 ± 2.6	0.0135 ± 5.8 ± 3.0 ± 4.9
1.496-1.947	0.00804 ± 11 ± 4.5 ± 5.0	0.00804 ± 11 ± 4.5 ± 5.1	0.00542 ± 9.2 ± 4.8 ± 7.9
1.947-2.522	0.00285 ± 19 ± 14 ± 8.4	0.00281 ± 19 ± 14 ± 8.4	0.00312 ± 9.5 ± 4.7 ± 4.0
2.522-3.277	0.00136 ± 24 ± 12 ± 10	0.00134 ± 24 ± 12 ± 10.0	0.00260 ± 9.4 ± 5.5 ± 5.6
3.277-5.000	0.000850 ± 19 ± 9.6 ± 6.8	0.000843 ± 19 ± 9.6 ± 6.8	0.000517 ± 15 ± 8.7 ± 10
5.000-10.000	0.000285 ± 21 ± 9.8 ± 5.3	0.000280 ± 21 ± 9.8 ± 5.3	0.000215 ± 14 ± 7.2 ± 7.5
			0.0920 ± 3.3 ± 2.7 ± 4.1
			0.0529 ± 4.0 ± 2.9 ± 4.3
			0.0262 ± 5.6 ± 3.3 ± 2.8
			0.0137 ± 5.8 ± 3.0 ± 4.9
			0.00546 ± 9.2 ± 4.8 ± 7.9
			0.00320 ± 9.5 ± 4.7 ± 4.0
			0.00262 ± 9.4 ± 5.5 ± 5.6
			0.000532 ± 15 ± 8.7 ± 10
			0.000218 ± 14 ± 7.2 ± 7.5
			0.0910 ± 3.3 ± 2.7 ± 4.1
			0.0528 ± 4.0 ± 2.9 ± 4.3
			0.0263 ± 5.6 ± 3.3 ± 2.9
			0.0141 ± 5.8 ± 3.0 ± 5.2
			0.00537 ± 9.2 ± 4.8 ± 8.1
			0.00319 ± 9.5 ± 4.7 ± 4.3
			0.00259 ± 9.4 ± 5.5 ± 5.9
			0.000530 ± 15 ± 8.7 ± 10
			0.000226 ± 14 ± 7.2 ± 7.7
			11.235 ± 1.8 ± 0.7 ± 3.5
			11.340 ± 1.7 ± 0.8 ± 1.6
			11.131 ± 1.8 ± 0.8 ± 1.4
			10.970 ± 1.8 ± 0.8 ± 1.2
			10.107 ± 1.9 ± 0.9 ± 1.2
			9.330 ± 1.9 ± 0.8 ± 1.2
			8.847 ± 1.8 ± 0.8 ± 0.7
			8.437 ± 1.5 ± 0.6 ± 0.7
			7.449 ± 1.6 ± 0.6 ± 0.7
			6.711 ± 1.6 ± 0.6 ± 0.8
			5.961 ± 1.6 ± 0.6 ± 0.7
			5.316 ± 1.7 ± 0.7 ± 0.8
			4.999 ± 1.7 ± 0.6 ± 0.7
			4.356 ± 1.7 ± 0.7 ± 0.7
			3.802 ± 1.7 ± 0.6 ± 0.7
			3.339 ± 1.7 ± 0.7 ± 0.7
			2.934 ± 1.7 ± 0.7 ± 0.7
			2.644 ± 1.8 ± 0.8 ± 0.9
			2.195 ± 1.8 ± 0.7 ± 0.7
			1.796 ± 1.8 ± 0.7 ± 0.8
			1.553 ± 1.8 ± 0.7 ± 0.7
			1.199 ± 1.9 ± 0.8 ± 0.8
			0.964 ± 1.9 ± 0.7 ± 1.1
			0.736 ± 1.9 ± 0.8 ± 1.2
			0.531 ± 2.0 ± 1.0 ± 1.3
			0.351 ± 2.0 ± 1.0 ± 1.7
			0.201 ± 2.1 ± 1.2 ± 2.3
			0.0994 ± 2.8 ± 2.0 ± 3.2
			0.0558 ± 3.3 ± 2.1 ± 3.2
			0.0264 ± 4.7 ± 2.9 ± 3.0
			0.0161 ± 4.6 ± 2.3 ± 3.2
			0.00681 ± 6.7 ± 3.5 ± 4.2
			0.00328 ± 8.3 ± 4.6 ± 3.7
			0.00246 ± 8.5 ± 5.0 ± 4.5
			0.000696 ± 11 ± 6.6 ± 5.9
			0.000260 ± 11 ± 5.8 ± 4.7

Table 15 The values of $(1/\sigma) d\sigma/d\phi_\eta^*$ in each bin of ϕ_η^* for the electron and muon channels separately (for various particle-level definitions) and for the Born-level combination in the kinematic region $116 \text{ GeV} \leq m_{\ell\ell} < 150 \text{ GeV}$, $0.8 \leq |\gamma_{\ell\ell}| < 1.6$. The associated statistical and systematic (both uncorrelated and correlated between bins of ϕ_η^*) are provided in percentage form

Bin	$(1/\sigma) d\sigma/d\phi_\eta^* \pm \text{Statistical} [\%] \pm \text{Uncorrelated systematic} [\%] \pm \text{Correlated systematic} [\%]$		Muon channel		Combination	
	Electron channel		Bare	Dressed	Born	Born
	Dressed	Born				
0.000–0.004	10.972 ± 3.1 ± 1.0 ± 2.3	10.997 ± 3.1 ± 1.0 ± 2.3	12.244 ± 1.8 ± 0.8 ± 1.8	12.206 ± 1.8 ± 0.8 ± 1.8	12.288 ± 1.8 ± 0.8 ± 1.8	11.982 ± 1.6 ± 0.6 ± 1.9
0.004–0.008	11.989 ± 3.0 ± 0.9 ± 1.0	12.122 ± 3.0 ± 0.9 ± 1.0	11.775 ± 1.8 ± 0.8 ± 0.9	11.843 ± 1.8 ± 0.8 ± 0.9	11.904 ± 1.8 ± 0.8 ± 0.9	11.940 ± 1.6 ± 0.6 ± 0.8
0.008–0.012	10.628 ± 3.1 ± 0.9 ± 1.3	10.637 ± 3.1 ± 0.9 ± 1.3	10.892 ± 1.9 ± 0.8 ± 0.7	10.805 ± 1.9 ± 0.8 ± 0.7	10.871 ± 1.9 ± 0.8 ± 0.7	10.818 ± 1.6 ± 0.7 ± 0.7
0.012–0.016	10.718 ± 3.1 ± 1.0 ± 0.8	10.832 ± 3.1 ± 1.0 ± 0.8	11.265 ± 1.9 ± 0.8 ± 0.8	11.237 ± 1.9 ± 0.8 ± 0.8	11.211 ± 1.9 ± 0.8 ± 0.8	11.085 ± 1.6 ± 0.7 ± 0.7
0.016–0.020	9.871 ± 3.2 ± 0.9 ± 1.1	9.849 ± 3.2 ± 0.9 ± 1.1	9.966 ± 2.0 ± 0.9 ± 0.6	9.860 ± 2.0 ± 0.9 ± 0.7	10.009 ± 2.0 ± 0.9 ± 0.7	9.945 ± 1.7 ± 0.7 ± 0.6
0.020–0.024	9.754 ± 3.3 ± 1.1 ± 0.9	9.811 ± 3.3 ± 1.1 ± 0.9	9.756 ± 2.0 ± 0.9 ± 0.7	9.737 ± 2.0 ± 0.9 ± 0.7	9.765 ± 2.0 ± 0.9 ± 0.7	9.747 ± 1.7 ± 0.7 ± 0.6
0.024–0.029	8.577 ± 3.1 ± 1.0 ± 0.7	8.597 ± 3.1 ± 1.0 ± 0.7	8.647 ± 1.9 ± 0.8 ± 0.5	8.611 ± 1.9 ± 0.8 ± 0.5	8.609 ± 1.9 ± 0.8 ± 0.6	8.572 ± 1.6 ± 0.7 ± 0.5
0.029–0.034	7.516 ± 3.4 ± 1.4 ± 1.7	7.495 ± 3.4 ± 1.4 ± 1.7	8.261 ± 2.0 ± 0.9 ± 0.5	8.268 ± 2.0 ± 0.9 ± 0.5	8.305 ± 2.0 ± 0.9 ± 0.6	8.038 ± 1.7 ± 0.7 ± 0.6
0.034–0.039	7.643 ± 3.3 ± 1.0 ± 0.8	7.677 ± 3.3 ± 1.1 ± 0.8	7.411 ± 2.1 ± 0.9 ± 0.5	7.404 ± 2.1 ± 0.9 ± 0.6	7.432 ± 2.1 ± 0.9 ± 0.5	7.473 ± 1.8 ± 0.7 ± 0.5
0.039–0.045	6.365 ± 3.3 ± 1.0 ± 0.9	6.356 ± 3.3 ± 1.0 ± 0.9	6.576 ± 2.0 ± 0.9 ± 0.4	6.583 ± 2.0 ± 0.9 ± 0.4	6.552 ± 2.0 ± 0.9 ± 0.5	6.489 ± 1.7 ± 0.7 ± 0.5
0.045–0.051	6.080 ± 3.4 ± 1.0 ± 0.6	6.080 ± 3.4 ± 1.0 ± 0.6	5.937 ± 2.1 ± 0.9 ± 0.4	5.931 ± 2.1 ± 0.9 ± 0.4	5.947 ± 2.1 ± 0.9 ± 0.5	5.971 ± 1.8 ± 0.7 ± 0.5
0.051–0.057	5.577 ± 3.5 ± 1.0 ± 0.6	5.578 ± 3.5 ± 1.0 ± 0.6	5.636 ± 2.1 ± 0.9 ± 0.4	5.657 ± 2.1 ± 0.9 ± 0.4	5.652 ± 2.1 ± 0.9 ± 0.6	5.616 ± 1.8 ± 0.7 ± 0.5
0.057–0.064	4.794 ± 3.6 ± 1.0 ± 0.7	4.748 ± 3.6 ± 1.0 ± 0.7	4.936 ± 2.1 ± 0.9 ± 0.5	4.918 ± 2.1 ± 0.9 ± 0.5	4.927 ± 2.1 ± 0.9 ± 0.5	4.868 ± 1.8 ± 0.7 ± 0.5
0.064–0.072	4.645 ± 3.4 ± 1.7 ± 0.6	4.637 ± 3.4 ± 1.8 ± 0.6	4.375 ± 2.1 ± 0.9 ± 0.6	4.370 ± 2.1 ± 0.9 ± 0.7	4.333 ± 2.1 ± 0.9 ± 0.6	4.391 ± 1.8 ± 0.8 ± 0.6
0.072–0.081	4.082 ± 3.4 ± 1.1 ± 0.7	4.078 ± 3.4 ± 1.2 ± 0.7	3.774 ± 2.1 ± 0.9 ± 0.6	3.773 ± 2.1 ± 0.9 ± 0.6	3.727 ± 2.1 ± 0.9 ± 0.6	3.822 ± 1.8 ± 0.7 ± 0.6
0.081–0.091	3.474 ± 3.5 ± 1.0 ± 0.8	3.457 ± 3.5 ± 1.0 ± 0.8	3.262 ± 2.2 ± 0.9 ± 0.7	3.238 ± 2.2 ± 0.9 ± 0.7	3.269 ± 2.2 ± 0.9 ± 0.7	3.329 ± 1.9 ± 0.7 ± 0.6
0.091–0.102	3.205 ± 3.5 ± 1.1 ± 0.9	3.212 ± 3.5 ± 1.2 ± 0.9	3.119 ± 2.1 ± 0.9 ± 0.5	3.125 ± 2.1 ± 0.9 ± 0.6	3.116 ± 2.1 ± 0.9 ± 0.6	3.126 ± 1.8 ± 0.7 ± 0.5
0.102–0.114	2.435 ± 3.9 ± 1.2 ± 0.9	2.420 ± 3.9 ± 1.3 ± 0.9	2.528 ± 2.3 ± 0.9 ± 0.6	2.533 ± 2.3 ± 0.9 ± 0.6	2.509 ± 2.3 ± 0.9 ± 0.6	2.473 ± 2.0 ± 0.8 ± 0.5
0.114–0.128	2.051 ± 3.9 ± 1.2 ± 0.8	2.041 ± 3.9 ± 1.3 ± 0.8	2.071 ± 2.3 ± 1.1 ± 0.6	2.075 ± 2.3 ± 1.1 ± 0.6	2.066 ± 2.3 ± 1.1 ± 0.6	2.057 ± 2.0 ± 0.9 ± 0.5
0.128–0.145	1.828 ± 3.8 ± 1.5 ± 1.7	1.823 ± 3.8 ± 1.5 ± 1.8	1.907 ± 2.2 ± 0.9 ± 0.6	1.902 ± 2.2 ± 0.9 ± 0.6	1.905 ± 2.2 ± 0.9 ± 0.6	1.886 ± 1.9 ± 0.8 ± 0.6
0.145–0.165	1.608 ± 3.8 ± 1.2 ± 1.4	1.597 ± 3.8 ± 1.3 ± 1.4	1.579 ± 2.2 ± 1.1 ± 0.5	1.584 ± 2.2 ± 1.1 ± 0.5	1.580 ± 2.2 ± 1.1 ± 0.5	1.579 ± 1.9 ± 0.9 ± 0.5
0.165–0.189	1.211 ± 3.9 ± 1.3 ± 1.4	1.207 ± 3.9 ± 1.3 ± 1.5	1.177 ± 2.4 ± 1.0 ± 0.8	1.177 ± 2.4 ± 1.0 ± 0.8	1.173 ± 2.4 ± 1.0 ± 0.8	1.183 ± 2.0 ± 0.8 ± 0.7
0.189–0.219	0.940 ± 4.0 ± 1.8 ± 1.2	0.938 ± 4.0 ± 1.8 ± 1.3	0.970 ± 2.3 ± 1.3 ± 0.7	0.972 ± 2.3 ± 1.3 ± 0.7	0.968 ± 2.3 ± 1.3 ± 0.7	0.957 ± 2.0 ± 1.1 ± 0.6
0.219–0.258	0.774 ± 4.0 ± 1.7 ± 1.1	0.773 ± 4.0 ± 1.7 ± 1.0	0.784 ± 2.3 ± 1.3 ± 0.5	0.789 ± 2.3 ± 1.3 ± 0.5	0.786 ± 2.3 ± 1.3 ± 0.5	0.780 ± 2.0 ± 1.1 ± 0.5
0.258–0.312	0.547 ± 4.1 ± 1.6 ± 2.4	0.546 ± 4.1 ± 1.6 ± 2.4	0.543 ± 2.3 ± 0.9 ± 1.6	0.545 ± 2.3 ± 0.9 ± 1.6	0.542 ± 2.3 ± 0.9 ± 1.6	0.547 ± 2.0 ± 0.8 ± 1.2
0.312–0.391	0.355 ± 4.3 ± 1.8 ± 2.3	0.354 ± 4.3 ± 1.8 ± 2.3	0.329 ± 2.6 ± 1.1 ± 2.0	0.330 ± 2.6 ± 1.1 ± 2.0	0.330 ± 2.6 ± 1.1 ± 2.0	0.341 ± 2.2 ± 0.9 ± 1.5
0.391–0.524	0.212 ± 4.4 ± 2.0 ± 2.1	0.212 ± 4.4 ± 2.0 ± 2.1	0.186 ± 2.6 ± 1.1 ± 2.0	0.188 ± 2.6 ± 1.1 ± 2.0	0.188 ± 2.6 ± 1.1 ± 2.0	0.195 ± 2.3 ± 1.0 ± 1.7
0.524–0.695	0.101 ± 5.9 ± 2.8 ± 3.0	0.101 ± 5.9 ± 2.8 ± 3.0	0.0959 ± 3.4 ± 1.9 ± 1.8	0.0964 ± 3.4 ± 1.9 ± 1.8	0.0969 ± 3.4 ± 1.9 ± 1.8	0.0977 ± 2.9 ± 1.6 ± 1.8
0.695–0.918	0.0504 ± 7.3 ± 3.3 ± 3.1	0.0507 ± 7.3 ± 3.3 ± 3.1	0.0475 ± 4.3 ± 2.2 ± 2.5	0.0477 ± 4.3 ± 2.2 ± 2.5	0.0473 ± 4.3 ± 2.2 ± 2.5	0.0486 ± 3.7 ± 1.9 ± 2.3
0.918–1.153	0.0254 ± 9.5 ± 3.9 ± 5.0	0.0252 ± 9.5 ± 4.0 ± 5.0	0.0247 ± 5.6 ± 2.7 ± 2.2	0.0251 ± 5.6 ± 2.7 ± 2.2	0.0251 ± 5.6 ± 2.7 ± 2.2	0.0250 ± 4.9 ± 2.2 ± 2.2
1.153–1.496	0.0114 ± 12 ± 12 ± 25	0.0115 ± 12 ± 12 ± 25	0.0109 ± 7.1 ± 3.5 ± 2.5	0.0111 ± 7.1 ± 3.5 ± 2.5	0.0107 ± 7.1 ± 3.5 ± 2.6	0.0108 ± 6.3 ± 3.6 ± 3.4
1.496–1.947	0.00523 ± 15 ± 6.7 ± 5.6	0.00520 ± 15 ± 6.7 ± 5.6	0.00588 ± 7.9 ± 4.1 ± 2.4	0.00597 ± 7.9 ± 4.1 ± 2.4	0.00592 ± 7.9 ± 4.1 ± 2.5	0.00579 ± 7.0 ± 3.5 ± 2.5
1.947–2.522	0.00236 ± 20 ± 8.6 ± 8.2	0.00237 ± 20 ± 8.6 ± 8.2	0.00407 ± 8.9 ± 4.3 ± 4.6	0.00407 ± 8.9 ± 4.3 ± 4.6	0.00403 ± 8.9 ± 4.3 ± 4.7	0.00374 ± 8.0 ± 3.9 ± 3.6
2.522–3.277	0.00147 ± 22 ± 9.3 ± 10.0	0.00153 ± 22 ± 9.4 ± 10	0.00124 ± 15 ± 7.3 ± 4.2	0.00128 ± 15 ± 7.3 ± 4.2	0.00129 ± 15 ± 7.3 ± 4.2	0.00138 ± 12 ± 5.8 ± 4.1
3.277–5.000	0.000654 ± 22 ± 13 ± 9.8	0.000644 ± 22 ± 13 ± 9.9	0.000505 ± 15 ± 7.9 ± 6.5	0.000511 ± 15 ± 7.9 ± 6.5	0.000506 ± 15 ± 7.9 ± 6.5	0.000559 ± 12 ± 6.8 ± 5.0
5.000–10.000	0.000228 ± 21 ± 8.2 ± 9.0	0.000230 ± 21 ± 8.3 ± 8.7	0.000168 ± 16 ± 8.2 ± 2.4	0.000171 ± 16 ± 8.2 ± 2.4	0.000169 ± 16 ± 8.2 ± 2.5	0.000187 ± 13 ± 6.2 ± 3.0

Table 16 The values of $(1/\sigma) d\sigma/d\phi_\eta^*$ in each bin of ϕ_η^* for the electron and muon channels separately (for various particle-level definitions) and for the Born-level combination in the kinematic region $116 \text{ GeV} \leq m_{\ell\ell} < 150 \text{ GeV}$, $1.6 \leq |\gamma_{\ell\ell}| < 2.4$. The associated statistical and systematic (both uncorrelated and correlated between bins of ϕ_η^*) are provided in percentage form

Bin	$(1/\sigma) d\sigma/d\phi_\eta^* \pm \text{Statistical [\%]} \pm \text{Uncorrelated systematic [\%]} \pm \text{Correlated systematic [\%]}$					
	Electron channel			Muon channel		
	Dressed	Born	Combination	Bare	Dressed	Combination
0.000-0.004	11.892 ± 5.1 ± 1.6 ± 1.5	12.002 ± 5.1 ± 1.7 ± 1.5	11.291 ± 2.9 ± 1.2 ± 1.3	11.291 ± 2.9 ± 1.2 ± 1.3	11.291 ± 2.9 ± 1.2 ± 1.3	11.263 ± 2.9 ± 1.2 ± 1.4
0.004-0.008	11.648 ± 5.2 ± 2.7 ± 1.8	11.765 ± 5.2 ± 2.8 ± 1.8	11.245 ± 2.9 ± 1.2 ± 0.7	11.245 ± 2.9 ± 1.2 ± 0.7	11.207 ± 2.9 ± 1.2 ± 0.9	11.391 ± 2.6 ± 1.1 ± 0.8
0.008-0.012	11.455 ± 5.0 ± 1.5 ± 1.0	11.528 ± 5.0 ± 1.6 ± 1.0	11.166 ± 2.9 ± 1.2 ± 0.6	11.166 ± 2.9 ± 1.2 ± 0.6	11.164 ± 2.9 ± 1.2 ± 0.8	11.419 ± 2.5 ± 1.0 ± 0.7
0.012-0.016	11.171 ± 5.1 ± 1.6 ± 1.0	11.159 ± 5.1 ± 1.7 ± 1.0	10.965 ± 2.9 ± 1.2 ± 0.8	10.965 ± 2.9 ± 1.2 ± 0.8	10.902 ± 2.9 ± 1.2 ± 1.0	10.991 ± 2.6 ± 1.0 ± 0.8
0.016-0.020	9.714 ± 5.6 ± 1.9 ± 1.2	9.678 ± 5.6 ± 2.0 ± 1.2	10.150 ± 3.1 ± 1.3 ± 0.8	10.150 ± 3.1 ± 1.3 ± 0.8	10.200 ± 3.1 ± 1.3 ± 1.0	10.167 ± 2.7 ± 1.1 ± 0.8
0.020-0.024	9.337 ± 5.7 ± 2.5 ± 1.9	9.362 ± 5.7 ± 2.5 ± 1.8	10.034 ± 3.1 ± 1.3 ± 0.5	10.034 ± 3.1 ± 1.3 ± 0.5	10.084 ± 3.1 ± 1.3 ± 0.7	9.850 ± 2.7 ± 1.1 ± 0.7
0.024-0.029	9.075 ± 5.1 ± 2.4 ± 1.7	9.100 ± 5.1 ± 2.4 ± 1.7	9.051 ± 2.9 ± 1.2 ± 0.3	9.051 ± 2.9 ± 1.2 ± 0.3	9.019 ± 2.9 ± 1.2 ± 0.4	9.049 ± 2.5 ± 1.1 ± 0.5
0.029-0.034	7.757 ± 5.6 ± 1.9 ± 1.1	7.764 ± 5.6 ± 1.9 ± 1.1	8.218 ± 3.1 ± 1.2 ± 0.6	8.218 ± 3.1 ± 1.2 ± 0.6	8.239 ± 3.1 ± 1.2 ± 0.7	8.151 ± 2.7 ± 1.1 ± 0.6
0.034-0.039	7.263 ± 5.7 ± 1.9 ± 1.6	7.270 ± 5.7 ± 2.0 ± 1.6	7.469 ± 3.2 ± 1.3 ± 0.3	7.469 ± 3.2 ± 1.3 ± 0.3	7.356 ± 3.2 ± 1.3 ± 0.5	7.462 ± 2.8 ± 1.1 ± 0.5
0.039-0.045	6.336 ± 5.6 ± 1.8 ± 1.3	6.324 ± 5.6 ± 1.8 ± 1.3	6.501 ± 3.2 ± 1.3 ± 0.5	6.501 ± 3.2 ± 1.3 ± 0.5	6.463 ± 3.2 ± 1.3 ± 0.6	6.409 ± 2.7 ± 1.1 ± 0.5
0.045-0.051	6.574 ± 5.5 ± 1.9 ± 1.4	6.582 ± 5.5 ± 1.9 ± 1.4	5.615 ± 3.3 ± 1.3 ± 0.9	5.615 ± 3.3 ± 1.3 ± 0.9	5.675 ± 3.3 ± 1.3 ± 1.0	5.886 ± 2.9 ± 1.1 ± 0.8
0.051-0.057	5.317 ± 6.0 ± 2.0 ± 1.3	5.312 ± 6.0 ± 2.0 ± 1.3	5.470 ± 3.3 ± 1.3 ± 0.6	5.470 ± 3.3 ± 1.3 ± 0.6	5.445 ± 3.3 ± 1.3 ± 0.6	5.405 ± 2.9 ± 1.1 ± 0.6
0.057-0.064	4.755 ± 6.0 ± 2.0 ± 1.5	4.707 ± 6.0 ± 2.1 ± 1.6	5.408 ± 3.2 ± 1.3 ± 0.9	5.408 ± 3.2 ± 1.3 ± 0.9	5.424 ± 3.2 ± 1.3 ± 1.0	5.460 ± 3.2 ± 1.3 ± 1.0
0.064-0.072	4.983 ± 5.5 ± 1.8 ± 1.6	5.002 ± 5.5 ± 1.8 ± 1.6	4.468 ± 3.4 ± 1.4 ± 0.6	4.468 ± 3.4 ± 1.4 ± 0.6	4.460 ± 3.4 ± 1.4 ± 0.7	4.619 ± 2.9 ± 1.1 ± 0.7
0.072-0.081	3.911 ± 5.8 ± 2.4 ± 1.6	3.870 ± 5.8 ± 2.4 ± 1.5	4.120 ± 3.2 ± 1.3 ± 0.8	4.120 ± 3.2 ± 1.3 ± 0.8	4.103 ± 3.2 ± 1.3 ± 0.8	4.051 ± 2.8 ± 1.1 ± 0.8
0.081-0.091	3.070 ± 6.3 ± 2.4 ± 1.5	3.030 ± 6.3 ± 2.5 ± 1.5	3.441 ± 3.4 ± 1.4 ± 0.6	3.441 ± 3.4 ± 1.4 ± 0.6	3.426 ± 3.4 ± 1.4 ± 0.7	3.298 ± 3.0 ± 1.2 ± 0.6
0.091-0.102	3.005 ± 6.1 ± 1.8 ± 4.8	3.011 ± 6.1 ± 1.9 ± 4.8	2.876 ± 3.5 ± 1.6 ± 0.7	2.876 ± 3.5 ± 1.6 ± 0.7	2.874 ± 3.5 ± 1.6 ± 0.8	2.902 ± 3.0 ± 1.3 ± 1.0
0.102-0.114	2.530 ± 6.3 ± 1.9 ± 2.2	2.520 ± 6.3 ± 2.0 ± 2.2	2.595 ± 3.6 ± 1.4 ± 0.3	2.595 ± 3.6 ± 1.4 ± 0.3	2.590 ± 3.6 ± 1.4 ± 0.5	2.578 ± 3.1 ± 1.2 ± 0.5
0.114-0.128	2.350 ± 6.1 ± 1.8 ± 2.2	2.358 ± 6.1 ± 1.9 ± 2.2	2.160 ± 3.6 ± 1.4 ± 0.6	2.160 ± 3.6 ± 1.4 ± 0.6	2.157 ± 3.6 ± 1.4 ± 0.7	2.205 ± 3.1 ± 1.2 ± 0.7
0.128-0.145	1.975 ± 5.9 ± 1.6 ± 1.2	1.985 ± 5.9 ± 1.7 ± 1.2	1.806 ± 3.6 ± 1.6 ± 0.4	1.806 ± 3.6 ± 1.6 ± 0.4	1.814 ± 3.6 ± 1.6 ± 0.5	1.871 ± 3.1 ± 1.2 ± 0.5
0.145-0.165	1.409 ± 6.5 ± 1.9 ± 0.8	1.406 ± 6.5 ± 1.9 ± 0.8	1.626 ± 3.5 ± 1.4 ± 0.8	1.626 ± 3.5 ± 1.4 ± 0.8	1.634 ± 3.5 ± 1.4 ± 0.8	1.562 ± 3.1 ± 1.2 ± 0.6
0.165-0.189	1.252 ± 6.4 ± 2.4 ± 3.5	1.252 ± 6.4 ± 2.5 ± 3.5	1.333 ± 3.4 ± 1.4 ± 0.9	1.333 ± 3.4 ± 1.4 ± 0.9	1.343 ± 3.4 ± 1.4 ± 0.9	1.316 ± 3.0 ± 1.2 ± 0.9
0.189-0.219	0.970 ± 6.6 ± 4.5 ± 4.3	0.970 ± 6.6 ± 4.6 ± 4.3	0.970 ± 3.7 ± 1.5 ± 1.0	0.970 ± 3.7 ± 1.5 ± 1.0	0.963 ± 3.7 ± 1.5 ± 1.0	0.963 ± 3.3 ± 1.5 ± 1.0
0.219-0.258	0.856 ± 6.1 ± 2.3 ± 2.3	0.859 ± 6.1 ± 2.3 ± 2.3	0.789 ± 3.6 ± 1.4 ± 0.7	0.789 ± 3.6 ± 1.4 ± 0.7	0.788 ± 3.6 ± 1.4 ± 0.8	0.805 ± 3.1 ± 1.2 ± 0.8
0.258-0.312	0.538 ± 6.6 ± 2.1 ± 1.1	0.535 ± 6.6 ± 2.2 ± 1.1	0.541 ± 3.7 ± 1.7 ± 1.0	0.541 ± 3.7 ± 1.7 ± 1.0	0.543 ± 3.7 ± 1.7 ± 1.2	0.541 ± 3.2 ± 1.4 ± 1.0
0.312-0.391	0.356 ± 6.8 ± 2.7 ± 2.5	0.357 ± 6.8 ± 2.7 ± 2.4	0.339 ± 3.9 ± 1.6 ± 1.0	0.339 ± 3.9 ± 1.6 ± 1.0	0.342 ± 3.9 ± 1.6 ± 1.2	0.347 ± 3.3 ± 1.4 ± 1.1
0.391-0.524	0.194 ± 7.4 ± 3.2 ± 2.4	0.194 ± 7.4 ± 3.2 ± 2.4	0.201 ± 4.0 ± 1.7 ± 1.5	0.201 ± 4.0 ± 1.7 ± 1.5	0.199 ± 4.0 ± 1.7 ± 1.7	0.198 ± 3.5 ± 1.5 ± 1.5
0.524-0.695	0.0787 ± 10 ± 5.9 ± 8.2	0.0779 ± 10 ± 6.0 ± 8.2	0.0865 ± 5.4 ± 2.2 ± 1.3	0.0865 ± 5.4 ± 2.2 ± 1.3	0.0878 ± 5.4 ± 2.2 ± 1.5	0.0861 ± 4.7 ± 2.1 ± 1.7
0.695-0.918	0.0465 ± 11 ± 4.1 ± 4.6	0.0464 ± 11 ± 4.1 ± 4.6	0.0440 ± 6.4 ± 2.6 ± 2.6	0.0440 ± 6.4 ± 2.6 ± 2.6	0.0448 ± 6.4 ± 2.6 ± 2.6	0.0454 ± 5.6 ± 2.2 ± 2.2
0.918-1.153	0.0228 ± 16 ± 5.2 ± 4.6	0.0227 ± 16 ± 5.3 ± 4.6	0.0230 ± 8.8 ± 3.7 ± 2.8	0.0230 ± 8.8 ± 3.7 ± 2.8	0.0238 ± 8.8 ± 3.7 ± 2.8	0.0233 ± 7.6 ± 3.0 ± 2.3
1.153-1.496	0.00970 ± 19 ± 6.6 ± 6.5	0.00955 ± 19 ± 6.7 ± 6.5	0.00973 ± 12 ± 5.0 ± 4.7	0.00973 ± 12 ± 5.0 ± 4.7	0.00960 ± 12 ± 5.0 ± 4.8	0.00994 ± 10 ± 4.0 ± 3.6
1.496-1.947	0.00496 ± 22 ± 6.7 ± 7.6	0.00491 ± 22 ± 6.8 ± 8.0	0.00262 ± 19 ± 7.6 ± 11	0.00262 ± 19 ± 7.6 ± 11	0.00272 ± 19 ± 7.6 ± 11	0.00343 ± 14 ± 5.6 ± 7.0
1.947-2.522	0.00155 ± 34 ± 9.4 ± 3.9	0.00155 ± 34 ± 9.5 ± 3.9	0.000971 ± 23 ± 9.6 ± 10	0.000971 ± 23 ± 9.6 ± 10	0.000988 ± 23 ± 9.6 ± 10	0.00119 ± 19 ± 7.5 ± 6.9
2.522-3.277	0.000678 ± 44 ± 9.9 ± 9.2	0.000631 ± 44 ± 11 ± 9.5	0.0000976 ± 116 ± 49 ± 8.2	0.0000976 ± 116 ± 49 ± 8.2	0.000101 ± 116 ± 49 ± 8.2	0.000458 ± 38 ± 17 ± 5.4
3.277-5.000	0.0000936 ± 101 ± 83 ± 84	0.0000944 ± 101 ± 83 ± 84	0.0000533 ± 65 ± 30 ± 7.0	0.0000533 ± 65 ± 30 ± 7.0	0.0000535 ± 65 ± 30 ± 7.1	0.0000589 ± 55 ± 29 ± 12
5.000-10.000	0.00000540 ± 68 ± 19 ± 38	0.00000506 ± 68 ± 19 ± 38	0.0000431 ± 37 ± 17 ± 8.4	0.0000431 ± 37 ± 17 ± 8.4	0.0000416 ± 37 ± 17 ± 8.5	0.0000404 ± 33 ± 14 ± 8.4

Table 17 The values of $(1/\sigma) d\sigma/d\phi_\eta^*$ in each bin of ϕ_η^* for the electron and muon channels separately (for various particle-level definitions) and for the Born-level combination in the kinematic region $46 \text{ GeV} \leq m_{\ell\ell} < 66 \text{ GeV}$, $|\gamma_{\ell\ell}| < 2.4$. The associated statistical and systematic (both uncorrelated and correlated) and systematic (both uncorrelated and correlated between bins of ϕ_η^*) are provided in percentage form

Bin	$(1/\sigma) d\sigma/d\phi_\eta^* \pm \text{Statistical [\%]} \pm \text{Uncorrelated systematic [\%]} \pm \text{Correlated systematic [\%]}$		
	Electron channel		Muon channel
	Dressed	Born	Bare
0.000-0.004	6.941 ± 1.6 ± 0.7 ± 5.3	7.435 ± 1.6 ± 0.8 ± 5.4	6.741 ± 1.3 ± 0.3 ± 4.2
0.004-0.008	6.819 ± 1.6 ± 0.7 ± 2.3	7.209 ± 1.6 ± 0.7 ± 2.5	6.967 ± 1.2 ± 0.4 ± 1.2
0.008-0.012	6.793 ± 1.6 ± 0.7 ± 1.5	7.176 ± 1.6 ± 0.7 ± 1.8	6.877 ± 1.2 ± 0.3 ± 0.6
0.012-0.016	6.507 ± 1.6 ± 0.7 ± 1.0	6.895 ± 1.6 ± 0.7 ± 1.5	6.851 ± 1.2 ± 0.3 ± 0.4
0.016-0.020	6.498 ± 1.6 ± 0.7 ± 1.2	6.844 ± 1.6 ± 0.7 ± 1.6	6.648 ± 1.2 ± 0.4 ± 0.3
0.020-0.024	6.428 ± 1.6 ± 0.7 ± 0.8	6.768 ± 1.6 ± 0.7 ± 1.4	6.445 ± 1.3 ± 0.4 ± 0.2
0.024-0.029	6.261 ± 1.4 ± 0.6 ± 0.8	6.573 ± 1.4 ± 0.6 ± 1.4	6.167 ± 1.2 ± 0.3 ± 0.3
0.029-0.034	5.900 ± 1.5 ± 0.6 ± 0.7	6.193 ± 1.5 ± 0.6 ± 1.3	5.940 ± 1.2 ± 0.3 ± 0.3
0.034-0.039	5.934 ± 1.5 ± 0.6 ± 0.8	6.232 ± 1.5 ± 0.7 ± 1.4	5.545 ± 1.2 ± 0.3 ± 0.4
0.039-0.045	5.324 ± 1.4 ± 0.7 ± 0.5	5.547 ± 1.4 ± 0.7 ± 1.3	5.466 ± 1.1 ± 0.3 ± 0.4
0.045-0.051	5.159 ± 1.4 ± 0.7 ± 0.6	5.379 ± 1.4 ± 0.8 ± 1.3	5.181 ± 1.1 ± 0.3 ± 0.6
0.051-0.057	4.874 ± 1.5 ± 0.6 ± 0.6	5.071 ± 1.5 ± 0.6 ± 1.3	4.960 ± 1.1 ± 0.3 ± 0.6
0.057-0.064	4.499 ± 1.4 ± 0.6 ± 0.6	4.661 ± 1.4 ± 0.6 ± 1.3	4.575 ± 1.1 ± 0.3 ± 0.7
0.064-0.072	4.231 ± 1.4 ± 0.6 ± 0.6	4.374 ± 1.4 ± 0.7 ± 1.3	4.124 ± 1.1 ± 0.3 ± 0.7
0.072-0.081	3.805 ± 1.4 ± 0.6 ± 0.6	3.907 ± 1.4 ± 0.6 ± 1.3	3.920 ± 1.1 ± 0.3 ± 0.8
0.081-0.091	3.526 ± 1.3 ± 0.7 ± 0.7	3.620 ± 1.3 ± 0.7 ± 1.3	3.494 ± 1.0 ± 0.3 ± 0.9
0.091-0.102	3.202 ± 1.4 ± 0.6 ± 0.6	3.273 ± 1.4 ± 0.6 ± 1.3	3.169 ± 1.0 ± 0.3 ± 0.9
0.102-0.114	2.856 ± 1.4 ± 0.6 ± 0.8	2.886 ± 1.4 ± 0.6 ± 1.4	2.817 ± 1.1 ± 0.3 ± 1.0
0.114-0.128	2.549 ± 1.3 ± 0.6 ± 0.6	2.577 ± 1.3 ± 0.6 ± 1.3	2.515 ± 1.0 ± 0.2 ± 1.1
0.128-0.145	2.122 ± 1.3 ± 0.5 ± 0.6	2.114 ± 1.3 ± 0.6 ± 1.3	2.183 ± 1.0 ± 0.3 ± 1.0
0.145-0.165	1.817 ± 1.3 ± 0.6 ± 0.8	1.787 ± 1.3 ± 0.6 ± 1.4	1.868 ± 1.0 ± 0.3 ± 1.0
0.165-0.189	1.512 ± 1.3 ± 0.6 ± 0.8	1.474 ± 1.3 ± 0.6 ± 1.4	1.535 ± 1.0 ± 0.3 ± 1.2
0.189-0.219	1.240 ± 1.3 ± 0.8 ± 0.8	1.188 ± 1.3 ± 0.8 ± 1.4	1.269 ± 1.0 ± 0.3 ± 1.1
0.219-0.258	0.999 ± 1.3 ± 0.6 ± 0.8	0.942 ± 1.3 ± 0.6 ± 1.4	0.987 ± 1.0 ± 0.3 ± 1.2
0.258-0.312	0.748 ± 1.2 ± 0.6 ± 0.8	0.685 ± 1.2 ± 0.7 ± 2.2	0.762 ± 0.9 ± 0.2 ± 1.3
0.312-0.391	0.545 ± 1.2 ± 0.7 ± 1.0	0.490 ± 1.2 ± 0.7 ± 2.2	0.529 ± 1.0 ± 0.3 ± 1.7
0.391-0.524	0.333 ± 1.2 ± 0.6 ± 1.1	0.297 ± 1.2 ± 0.6 ± 2.3	0.330 ± 1.0 ± 0.3 ± 2.1
0.524-0.695	0.197 ± 1.4 ± 0.9 ± 1.6	0.179 ± 1.4 ± 1.0 ± 2.6	0.187 ± 1.1 ± 0.3 ± 2.9
0.695-0.918	0.103 ± 1.7 ± 1.1 ± 1.5	0.0972 ± 1.7 ± 1.1 ± 2.5	0.104 ± 1.3 ± 0.4 ± 3.1
0.918-1.153	0.0611 ± 2.2 ± 1.3 ± 1.8	0.0590 ± 2.2 ± 1.3 ± 2.7	0.0586 ± 1.8 ± 0.5 ± 3.5
1.153-1.496	0.0333 ± 2.6 ± 2.1 ± 2.3	0.0324 ± 2.6 ± 2.1 ± 3.1	0.0315 ± 2.1 ± 1.1 ± 3.6
1.496-1.947	0.0174 ± 3.1 ± 2.0 ± 2.5	0.0171 ± 3.1 ± 2.0 ± 3.3	0.0167 ± 2.5 ± 1.1 ± 3.0
1.947-2.522	0.00863 ± 4.0 ± 2.3 ± 3.0	0.00850 ± 4.0 ± 2.3 ± 3.7	0.00875 ± 3.0 ± 1.2 ± 3.0
2.522-3.277	0.00457 ± 4.6 ± 3.0 ± 5.8	0.00456 ± 4.6 ± 3.0 ± 6.2	0.00430 ± 3.8 ± 1.6 ± 3.1
3.277-5.000	0.00207 ± 4.4 ± 2.6 ± 3.0	0.00206 ± 4.4 ± 2.6 ± 3.7	0.00187 ± 3.8 ± 1.6 ± 4.0
5.000-10.000	0.000486 ± 5.6 ± 3.0 ± 3.3	0.000478 ± 5.6 ± 3.0 ± 3.9	0.000497 ± 4.5 ± 1.7 ± 3.9
			0.000487 ± 4.5 ± 1.7 ± 4.3
			0.165 ± 1.1 ± 0.3 ± 3.5
			0.0963 ± 1.3 ± 0.4 ± 3.7
			0.0550 ± 1.8 ± 0.5 ± 4.0
			0.0303 ± 2.1 ± 1.1 ± 4.1
			0.0161 ± 2.5 ± 1.1 ± 3.5
			0.00855 ± 3.0 ± 1.2 ± 3.5
			0.00420 ± 3.8 ± 1.6 ± 3.6
			0.00183 ± 3.8 ± 1.6 ± 4.4
			0.000502 ± 3.4 ± 1.5 ± 2.7
			0.176 ± 0.9 ± 0.3 ± 2.0
			0.100 ± 1.0 ± 0.4 ± 2.0
			0.0586 ± 1.4 ± 0.6 ± 2.2
			0.0322 ± 1.6 ± 1.0 ± 2.4
			0.0169 ± 1.9 ± 1.0 ± 2.4
			0.00880 ± 2.4 ± 1.1 ± 2.5
			0.00445 ± 2.9 ± 1.5 ± 2.7
			0.00198 ± 2.9 ± 1.4 ± 2.6
			0.000502 ± 3.4 ± 1.5 ± 2.7

Table 18 The values of $(1/\sigma) d\sigma/d\phi_\eta^*$ in each bin of ϕ_η^* for the electron and muon channels separately (for various particle-level definitions) and for the Born-level combination in the kinematic region $66 \text{ GeV} \leq m_{\ell\ell} < 116 \text{ GeV}$, $|\eta_{\ell\ell}| < 2.4$. The associated statistical and systematic (both uncorrelated and correlated between bins of ϕ_η^*) are provided in percentage form

Bin	$(1/\sigma) d\sigma/d\phi_\eta^* \pm \text{Statistical [\%]} \pm \text{Uncorrelated systematic [\%]} \pm \text{Correlated systematic [\%]}$		Muon channel		Combination	
	Electron channel		Bare		Born	
	Dressed	Born	Bare	Dressed	Born	Born
0.000-0.004	9.362 ± 0.2 ± 0.1 ± 0.2	9.451 ± 0.2 ± 0.1 ± 0.2	9.364 ± 0.2 ± 0.0 ± 0.1	9.359 ± 0.2 ± 0.0 ± 0.1	9.433 ± 0.2 ± 0.0 ± 0.1	9.441 ± 0.1 ± 0.0 ± 0.1
0.004-0.008	9.267 ± 0.2 ± 0.1 ± 0.1	9.352 ± 0.2 ± 0.1 ± 0.1	9.299 ± 0.2 ± 0.0 ± 0.1	9.294 ± 0.2 ± 0.0 ± 0.1	9.376 ± 0.2 ± 0.0 ± 0.1	9.365 ± 0.1 ± 0.0 ± 0.1
0.008-0.012	9.094 ± 0.2 ± 0.1 ± 0.1	9.169 ± 0.2 ± 0.1 ± 0.1	9.101 ± 0.2 ± 0.0 ± 0.1	9.098 ± 0.2 ± 0.0 ± 0.1	9.173 ± 0.2 ± 0.0 ± 0.1	9.171 ± 0.1 ± 0.0 ± 0.1
0.012-0.016	8.855 ± 0.2 ± 0.1 ± 0.1	8.926 ± 0.2 ± 0.1 ± 0.1	8.894 ± 0.2 ± 0.0 ± 0.0	8.888 ± 0.2 ± 0.0 ± 0.0	8.959 ± 0.2 ± 0.0 ± 0.1	8.945 ± 0.1 ± 0.0 ± 0.1
0.016-0.020	8.601 ± 0.2 ± 0.1 ± 0.1	8.668 ± 0.2 ± 0.1 ± 0.1	8.562 ± 0.2 ± 0.0 ± 0.0	8.556 ± 0.2 ± 0.0 ± 0.0	8.620 ± 0.2 ± 0.0 ± 0.1	8.640 ± 0.1 ± 0.0 ± 0.1
0.020-0.024	8.188 ± 0.2 ± 0.1 ± 0.1	8.238 ± 0.2 ± 0.1 ± 0.1	8.231 ± 0.2 ± 0.0 ± 0.0	8.229 ± 0.2 ± 0.0 ± 0.0	8.284 ± 0.2 ± 0.0 ± 0.1	8.264 ± 0.1 ± 0.0 ± 0.1
0.024-0.029	7.825 ± 0.2 ± 0.1 ± 0.1	7.868 ± 0.2 ± 0.1 ± 0.1	7.816 ± 0.2 ± 0.0 ± 0.0	7.811 ± 0.2 ± 0.0 ± 0.0	7.861 ± 0.2 ± 0.0 ± 0.1	7.863 ± 0.1 ± 0.0 ± 0.1
0.029-0.034	7.356 ± 0.2 ± 0.1 ± 0.1	7.389 ± 0.2 ± 0.1 ± 0.1	7.389 ± 0.2 ± 0.0 ± 0.0	7.384 ± 0.2 ± 0.0 ± 0.0	7.422 ± 0.2 ± 0.0 ± 0.1	7.408 ± 0.1 ± 0.0 ± 0.1
0.034-0.039	6.883 ± 0.2 ± 0.1 ± 0.1	6.905 ± 0.2 ± 0.1 ± 0.1	6.883 ± 0.2 ± 0.0 ± 0.0	6.881 ± 0.2 ± 0.0 ± 0.0	6.911 ± 0.2 ± 0.0 ± 0.1	6.908 ± 0.1 ± 0.0 ± 0.1
0.039-0.045	6.403 ± 0.2 ± 0.1 ± 0.1	6.419 ± 0.2 ± 0.1 ± 0.1	6.419 ± 0.2 ± 0.0 ± 0.1	6.417 ± 0.2 ± 0.0 ± 0.1	6.438 ± 0.2 ± 0.0 ± 0.1	6.429 ± 0.1 ± 0.0 ± 0.1
0.045-0.051	5.871 ± 0.2 ± 0.1 ± 0.1	5.876 ± 0.2 ± 0.1 ± 0.1	5.893 ± 0.2 ± 0.0 ± 0.1	5.891 ± 0.2 ± 0.0 ± 0.1	5.899 ± 0.2 ± 0.0 ± 0.1	5.888 ± 0.1 ± 0.0 ± 0.1
0.051-0.057	5.404 ± 0.2 ± 0.1 ± 0.1	5.404 ± 0.2 ± 0.1 ± 0.1	5.434 ± 0.2 ± 0.0 ± 0.0	5.434 ± 0.2 ± 0.0 ± 0.0	5.435 ± 0.2 ± 0.0 ± 0.1	5.422 ± 0.1 ± 0.0 ± 0.1
0.057-0.064	4.960 ± 0.2 ± 0.1 ± 0.1	4.957 ± 0.2 ± 0.1 ± 0.1	4.975 ± 0.2 ± 0.0 ± 0.1	4.972 ± 0.2 ± 0.0 ± 0.1	4.971 ± 0.2 ± 0.0 ± 0.1	4.964 ± 0.1 ± 0.0 ± 0.1
0.064-0.072	4.509 ± 0.2 ± 0.1 ± 0.1	4.502 ± 0.2 ± 0.1 ± 0.1	4.506 ± 0.2 ± 0.0 ± 0.1	4.505 ± 0.2 ± 0.0 ± 0.1	4.494 ± 0.2 ± 0.0 ± 0.1	4.496 ± 0.1 ± 0.0 ± 0.1
0.072-0.081	4.022 ± 0.2 ± 0.1 ± 0.1	4.011 ± 0.2 ± 0.1 ± 0.1	4.026 ± 0.2 ± 0.0 ± 0.1	4.025 ± 0.2 ± 0.0 ± 0.1	4.013 ± 0.2 ± 0.0 ± 0.1	4.011 ± 0.1 ± 0.0 ± 0.1
0.081-0.091	3.580 ± 0.2 ± 0.1 ± 0.1	3.566 ± 0.2 ± 0.1 ± 0.1	3.577 ± 0.2 ± 0.0 ± 0.1	3.577 ± 0.2 ± 0.0 ± 0.1	3.565 ± 0.2 ± 0.0 ± 0.1	3.564 ± 0.1 ± 0.0 ± 0.1
0.091-0.102	3.155 ± 0.2 ± 0.1 ± 0.1	3.141 ± 0.2 ± 0.1 ± 0.1	3.154 ± 0.2 ± 0.0 ± 0.1	3.153 ± 0.2 ± 0.0 ± 0.1	3.137 ± 0.2 ± 0.0 ± 0.1	3.138 ± 0.1 ± 0.0 ± 0.1
0.102-0.114	2.771 ± 0.2 ± 0.1 ± 0.1	2.758 ± 0.2 ± 0.1 ± 0.1	2.765 ± 0.2 ± 0.0 ± 0.1	2.765 ± 0.2 ± 0.0 ± 0.1	2.752 ± 0.2 ± 0.0 ± 0.1	2.753 ± 0.1 ± 0.0 ± 0.1
0.114-0.128	2.394 ± 0.2 ± 0.1 ± 0.1	2.380 ± 0.2 ± 0.1 ± 0.1	2.394 ± 0.2 ± 0.0 ± 0.1	2.394 ± 0.2 ± 0.0 ± 0.1	2.380 ± 0.2 ± 0.0 ± 0.1	2.379 ± 0.1 ± 0.0 ± 0.1
0.128-0.145	2.039 ± 0.2 ± 0.1 ± 0.1	2.026 ± 0.2 ± 0.1 ± 0.1	2.040 ± 0.2 ± 0.0 ± 0.1	2.040 ± 0.2 ± 0.0 ± 0.1	2.028 ± 0.2 ± 0.0 ± 0.1	2.026 ± 0.1 ± 0.0 ± 0.1
0.145-0.165	1.704 ± 0.2 ± 0.1 ± 0.1	1.693 ± 0.2 ± 0.1 ± 0.1	1.701 ± 0.2 ± 0.0 ± 0.1	1.702 ± 0.2 ± 0.0 ± 0.1	1.691 ± 0.2 ± 0.0 ± 0.1	1.691 ± 0.1 ± 0.0 ± 0.1
0.165-0.189	1.398 ± 0.2 ± 0.1 ± 0.1	1.389 ± 0.2 ± 0.1 ± 0.1	1.398 ± 0.2 ± 0.0 ± 0.1	1.399 ± 0.2 ± 0.0 ± 0.1	1.390 ± 0.2 ± 0.0 ± 0.1	1.389 ± 0.1 ± 0.0 ± 0.1
0.189-0.219	1.117 ± 0.2 ± 0.1 ± 0.1	1.110 ± 0.2 ± 0.1 ± 0.1	1.116 ± 0.2 ± 0.0 ± 0.1	1.117 ± 0.2 ± 0.0 ± 0.1	1.110 ± 0.2 ± 0.0 ± 0.1	1.110 ± 0.1 ± 0.0 ± 0.1
0.219-0.258	0.854 ± 0.2 ± 0.1 ± 0.1	0.849 ± 0.2 ± 0.1 ± 0.1	0.855 ± 0.2 ± 0.0 ± 0.1	0.856 ± 0.2 ± 0.0 ± 0.1	0.851 ± 0.2 ± 0.0 ± 0.1	0.850 ± 0.1 ± 0.0 ± 0.1
0.258-0.312	0.621 ± 0.2 ± 0.1 ± 0.3	0.618 ± 0.2 ± 0.1 ± 0.3	0.618 ± 0.2 ± 0.0 ± 0.1	0.619 ± 0.2 ± 0.0 ± 0.2	0.615 ± 0.2 ± 0.0 ± 0.2	0.616 ± 0.1 ± 0.0 ± 0.2
0.312-0.391	0.414 ± 0.2 ± 0.1 ± 0.3	0.412 ± 0.2 ± 0.1 ± 0.3	0.413 ± 0.2 ± 0.0 ± 0.1	0.413 ± 0.2 ± 0.0 ± 0.1	0.411 ± 0.2 ± 0.0 ± 0.2	0.411 ± 0.1 ± 0.0 ± 0.2
0.391-0.524	0.241 ± 0.2 ± 0.1 ± 0.3	0.240 ± 0.2 ± 0.1 ± 0.3	0.239 ± 0.2 ± 0.0 ± 0.2	0.239 ± 0.2 ± 0.0 ± 0.2	0.238 ± 0.2 ± 0.0 ± 0.2	0.239 ± 0.1 ± 0.0 ± 0.2
0.524-0.695	0.124 ± 0.3 ± 0.1 ± 0.3	0.124 ± 0.3 ± 0.1 ± 0.3	0.124 ± 0.2 ± 0.1 ± 0.2	0.124 ± 0.2 ± 0.1 ± 0.2	0.124 ± 0.2 ± 0.1 ± 0.2	0.124 ± 0.2 ± 0.1 ± 0.2
0.695-0.918	0.0625 ± 0.3 ± 0.1 ± 0.3	0.0623 ± 0.3 ± 0.1 ± 0.3	0.0619 ± 0.3 ± 0.1 ± 0.2	0.0620 ± 0.3 ± 0.1 ± 0.2	0.0619 ± 0.3 ± 0.1 ± 0.2	0.0620 ± 0.2 ± 0.1 ± 0.2
0.918-1.153	0.0322 ± 0.4 ± 0.2 ± 0.4	0.0321 ± 0.4 ± 0.2 ± 0.4	0.0320 ± 0.4 ± 0.1 ± 0.2	0.0320 ± 0.4 ± 0.1 ± 0.2	0.0319 ± 0.4 ± 0.1 ± 0.2	0.0320 ± 0.3 ± 0.1 ± 0.2
1.153-1.496	0.0166 ± 0.5 ± 0.1 ± 0.4	0.0166 ± 0.5 ± 0.1 ± 0.4	0.0165 ± 0.5 ± 0.1 ± 0.2	0.0165 ± 0.5 ± 0.1 ± 0.2	0.0164 ± 0.5 ± 0.1 ± 0.3	0.0165 ± 0.3 ± 0.1 ± 0.3
1.496-1.947	0.00791 ± 0.6 ± 0.2 ± 0.5	0.00789 ± 0.6 ± 0.2 ± 0.5	0.00796 ± 0.6 ± 0.1 ± 0.3	0.00798 ± 0.6 ± 0.1 ± 0.3	0.00796 ± 0.6 ± 0.1 ± 0.3	0.00791 ± 0.4 ± 0.1 ± 0.3
1.947-2.522	0.00392 ± 0.8 ± 0.2 ± 0.5	0.00390 ± 0.8 ± 0.2 ± 0.5	0.00390 ± 0.7 ± 0.2 ± 0.3	0.00391 ± 0.7 ± 0.2 ± 0.3	0.00390 ± 0.7 ± 0.2 ± 0.4	0.00389 ± 0.5 ± 0.1 ± 0.3
2.522-3.277	0.00198 ± 1.0 ± 0.2 ± 0.6	0.00198 ± 1.0 ± 0.2 ± 0.6	0.00194 ± 0.9 ± 0.2 ± 0.3	0.00195 ± 0.9 ± 0.2 ± 0.3	0.00194 ± 0.9 ± 0.2 ± 0.4	0.00195 ± 0.7 ± 0.2 ± 0.3
3.277-5.000	0.000860 ± 1.0 ± 0.3 ± 0.7	0.000859 ± 1.0 ± 0.3 ± 0.7	0.000861 ± 0.9 ± 0.2 ± 0.3	0.000863 ± 0.9 ± 0.2 ± 0.3	0.000864 ± 0.9 ± 0.2 ± 0.3	0.000859 ± 0.7 ± 0.2 ± 0.3
5.000-10.000	0.000255 ± 1.1 ± 0.3 ± 0.7	0.000255 ± 1.1 ± 0.3 ± 0.7	0.000247 ± 1.0 ± 0.2 ± 0.3	0.000247 ± 1.0 ± 0.2 ± 0.3	0.000247 ± 1.0 ± 0.2 ± 0.4	0.000250 ± 0.7 ± 0.2 ± 0.4

Table 19 The values of $(1/\sigma) d\sigma/d\phi_\eta^*$ in each bin of ϕ_η^* for the electron and muon channels separately (for various particle-level definitions) and for the Born-level combination in the kinematic region $116 \text{ GeV} \leq m_{\ell\ell} < 150 \text{ GeV}$, $|\gamma_{\ell\ell}| < 2.4$. The associated statistical and systematic (both uncorrelated and correlated between bins of ϕ_η^*) are provided in percentage form

Bin	$(1/\sigma) d\sigma/d\phi_\eta^* \pm \text{Statistical} [\%] \pm \text{Uncorrelated systematic} [\%] \pm \text{Correlated systematic} [\%]$		Muon channel		Combination	
	Electron channel		Bare	Dressed	Born	Born
	Dressed	Born				
0.000-0.004	11.378 ± 1.9 ± 0.6 ± 2.4	11.447 ± 1.9 ± 0.6 ± 2.4	11.623 ± 1.6 ± 0.4 ± 2.1	11.601 ± 1.6 ± 0.4 ± 2.2	11.676 ± 1.6 ± 0.4 ± 2.2	11.634 ± 1.2 ± 0.3 ± 2.1
0.004-0.008	11.623 ± 1.8 ± 0.6 ± 1.0	11.722 ± 1.8 ± 0.7 ± 1.0	11.447 ± 1.6 ± 0.4 ± 0.6	11.449 ± 1.6 ± 0.4 ± 0.9	11.472 ± 1.6 ± 0.4 ± 0.9	11.593 ± 1.2 ± 0.4 ± 0.8
0.008-0.012	10.950 ± 1.9 ± 0.6 ± 0.8	10.983 ± 1.9 ± 0.6 ± 0.8	10.949 ± 1.6 ± 0.4 ± 0.3	10.880 ± 1.6 ± 0.4 ± 0.3	11.003 ± 1.6 ± 0.4 ± 0.7	10.994 ± 1.2 ± 0.3 ± 0.6
0.012-0.016	10.819 ± 1.9 ± 0.6 ± 0.7	10.908 ± 1.9 ± 0.6 ± 0.7	11.071 ± 1.7 ± 0.4 ± 0.2	11.018 ± 1.7 ± 0.4 ± 0.2	10.992 ± 1.7 ± 0.4 ± 0.6	10.948 ± 1.2 ± 0.3 ± 0.5
0.016-0.020	9.950 ± 2.0 ± 0.6 ± 0.6	9.968 ± 2.0 ± 0.6 ± 0.6	10.060 ± 1.7 ± 0.5 ± 0.3	9.989 ± 1.7 ± 0.5 ± 0.3	10.094 ± 1.7 ± 0.5 ± 0.7	10.022 ± 1.3 ± 0.4 ± 0.5
0.020-0.024	9.516 ± 2.0 ± 0.6 ± 0.6	9.538 ± 2.0 ± 0.6 ± 0.6	9.632 ± 1.8 ± 0.4 ± 0.3	9.619 ± 1.8 ± 0.4 ± 0.3	9.636 ± 1.8 ± 0.4 ± 0.7	9.585 ± 1.3 ± 0.3 ± 0.5
0.024-0.029	8.890 ± 1.9 ± 0.5 ± 0.6	8.922 ± 1.9 ± 0.6 ± 0.6	8.811 ± 1.6 ± 0.4 ± 0.3	8.783 ± 1.6 ± 0.4 ± 0.3	8.818 ± 1.6 ± 0.4 ± 0.5	8.863 ± 1.2 ± 0.3 ± 0.4
0.029-0.034	7.962 ± 2.0 ± 0.7 ± 0.7	7.970 ± 2.0 ± 0.7 ± 0.7	8.308 ± 1.7 ± 0.4 ± 0.4	8.344 ± 1.7 ± 0.4 ± 0.4	8.373 ± 1.7 ± 0.4 ± 0.5	8.201 ± 1.3 ± 0.4 ± 0.5
0.034-0.039	7.175 ± 2.1 ± 0.6 ± 0.5	7.175 ± 2.1 ± 0.7 ± 0.5	7.551 ± 1.8 ± 0.4 ± 0.4	7.526 ± 1.8 ± 0.4 ± 0.4	7.576 ± 1.8 ± 0.4 ± 0.5	7.393 ± 1.3 ± 0.4 ± 0.5
0.039-0.045	6.523 ± 2.0 ± 0.6 ± 0.6	6.520 ± 2.0 ± 0.7 ± 0.6	6.667 ± 1.6 ± 0.4 ± 0.5	6.672 ± 1.6 ± 0.4 ± 0.6	6.645 ± 1.6 ± 0.4 ± 0.6	6.587 ± 1.3 ± 0.4 ± 0.5
0.045-0.051	6.099 ± 2.1 ± 0.6 ± 0.6	6.099 ± 2.1 ± 0.6 ± 0.6	5.978 ± 1.8 ± 0.4 ± 0.5	5.971 ± 1.8 ± 0.4 ± 0.5	5.998 ± 1.8 ± 0.4 ± 0.6	6.034 ± 1.4 ± 0.3 ± 0.5
0.051-0.057	5.466 ± 2.2 ± 0.6 ± 0.6	5.442 ± 2.2 ± 0.7 ± 0.6	5.484 ± 1.9 ± 0.4 ± 0.5	5.480 ± 1.9 ± 0.4 ± 0.5	5.435 ± 1.9 ± 0.4 ± 0.6	5.435 ± 1.4 ± 0.4 ± 0.5
0.057-0.064	4.992 ± 2.1 ± 0.6 ± 0.6	4.984 ± 2.1 ± 0.6 ± 0.6	5.037 ± 1.8 ± 0.4 ± 0.6	5.028 ± 1.8 ± 0.4 ± 0.6	5.029 ± 1.8 ± 0.4 ± 0.7	5.014 ± 1.4 ± 0.4 ± 0.6
0.064-0.072	4.404 ± 2.1 ± 0.8 ± 0.6	4.379 ± 2.1 ± 0.9 ± 0.6	4.420 ± 1.9 ± 0.4 ± 0.6	4.426 ± 1.9 ± 0.4 ± 0.6	4.415 ± 1.9 ± 0.4 ± 0.7	4.400 ± 1.4 ± 0.4 ± 0.6
0.072-0.081	4.017 ± 2.1 ± 0.6 ± 0.6	4.013 ± 2.1 ± 0.7 ± 0.6	3.839 ± 1.8 ± 0.4 ± 0.6	3.834 ± 1.8 ± 0.4 ± 0.6	3.808 ± 1.8 ± 0.4 ± 0.7	3.892 ± 1.4 ± 0.4 ± 0.6
0.081-0.091	3.397 ± 2.2 ± 0.6 ± 0.6	3.392 ± 2.2 ± 0.7 ± 0.6	3.324 ± 1.8 ± 0.5 ± 0.8	3.311 ± 1.8 ± 0.5 ± 0.8	3.318 ± 1.8 ± 0.5 ± 0.9	3.356 ± 1.4 ± 0.4 ± 0.6
0.091-0.102	3.067 ± 2.2 ± 0.7 ± 1.2	3.066 ± 2.2 ± 0.7 ± 1.2	3.023 ± 1.9 ± 0.5 ± 0.6	3.031 ± 1.9 ± 0.5 ± 0.6	3.004 ± 1.9 ± 0.5 ± 0.7	3.019 ± 1.4 ± 0.4 ± 0.7
0.102-0.114	2.480 ± 2.3 ± 1.1 ± 1.7	2.470 ± 2.3 ± 1.1 ± 1.7	2.617 ± 1.9 ± 0.4 ± 0.6	2.620 ± 1.9 ± 0.4 ± 0.6	2.617 ± 1.9 ± 0.4 ± 0.7	2.568 ± 1.5 ± 0.5 ± 0.7
0.114-0.128	2.131 ± 2.3 ± 0.7 ± 0.6	2.124 ± 2.3 ± 0.7 ± 0.6	2.165 ± 1.9 ± 0.6 ± 0.9	2.169 ± 1.9 ± 0.6 ± 0.9	2.156 ± 1.9 ± 0.6 ± 1.0	2.147 ± 1.5 ± 0.4 ± 0.6
0.128-0.145	1.859 ± 2.3 ± 0.8 ± 0.5	1.852 ± 2.3 ± 0.8 ± 0.6	1.821 ± 2.0 ± 0.5 ± 0.7	1.828 ± 2.0 ± 0.5 ± 0.7	1.831 ± 2.0 ± 0.5 ± 0.8	1.840 ± 1.5 ± 0.4 ± 0.6
0.145-0.165	1.530 ± 2.3 ± 0.7 ± 0.6	1.524 ± 2.3 ± 0.7 ± 0.6	1.572 ± 2.0 ± 0.5 ± 0.7	1.577 ± 2.0 ± 0.5 ± 0.7	1.572 ± 2.0 ± 0.5 ± 0.8	1.552 ± 1.5 ± 0.4 ± 0.5
0.165-0.189	1.219 ± 2.4 ± 0.9 ± 0.8	1.213 ± 2.4 ± 0.9 ± 0.8	1.219 ± 2.0 ± 0.4 ± 1.1	1.224 ± 2.0 ± 0.4 ± 1.1	1.212 ± 2.0 ± 0.4 ± 1.2	1.215 ± 1.6 ± 0.4 ± 0.7
0.189-0.219	0.966 ± 2.4 ± 1.1 ± 1.2	0.965 ± 2.4 ± 1.1 ± 1.2	0.948 ± 2.1 ± 0.4 ± 1.7	0.948 ± 2.1 ± 0.4 ± 1.7	0.949 ± 2.1 ± 0.4 ± 1.7	0.961 ± 1.6 ± 0.5 ± 0.8
0.219-0.258	0.751 ± 2.5 ± 1.0 ± 0.8	0.749 ± 2.5 ± 1.3 ± 1.9	0.767 ± 2.1 ± 0.5 ± 1.8	0.768 ± 2.1 ± 0.5 ± 1.8	0.764 ± 2.1 ± 0.5 ± 1.8	0.764 ± 1.6 ± 0.5 ± 0.8
0.258-0.312	0.536 ± 2.5 ± 1.3 ± 1.9	0.534 ± 2.5 ± 1.3 ± 1.9	0.538 ± 2.2 ± 0.6 ± 1.8	0.539 ± 2.2 ± 0.6 ± 1.8	0.536 ± 2.2 ± 0.6 ± 1.8	0.538 ± 1.7 ± 0.6 ± 1.1
0.312-0.391	0.356 ± 2.6 ± 1.1 ± 1.8	0.355 ± 2.6 ± 1.1 ± 1.8	0.335 ± 2.4 ± 0.7 ± 2.3	0.337 ± 2.4 ± 0.7 ± 2.3	0.336 ± 2.4 ± 0.7 ± 2.3	0.346 ± 1.8 ± 0.6 ± 1.3
0.391-0.524	0.204 ± 2.8 ± 1.3 ± 2.0	0.203 ± 2.8 ± 1.3 ± 2.0	0.192 ± 2.5 ± 0.8 ± 2.8	0.193 ± 2.5 ± 0.8 ± 2.8	0.192 ± 2.5 ± 0.8 ± 2.8	0.198 ± 1.9 ± 0.7 ± 1.7
0.524-0.695	0.0988 ± 3.7 ± 1.9 ± 3.1	0.0985 ± 3.7 ± 1.9 ± 3.1	0.0935 ± 3.3 ± 2.0 ± 2.5	0.0940 ± 3.3 ± 2.0 ± 2.5	0.0936 ± 3.3 ± 2.0 ± 2.5	0.0959 ± 2.5 ± 1.4 ± 2.2
0.695-0.918	0.0515 ± 4.4 ± 2.0 ± 3.0	0.0515 ± 4.4 ± 2.0 ± 3.0	0.0493 ± 4.1 ± 2.1 ± 3.6	0.0496 ± 4.1 ± 2.1 ± 3.6	0.0494 ± 4.1 ± 2.1 ± 3.6	0.0511 ± 3.0 ± 1.5 ± 2.4
0.918-1.153	0.0252 ± 6.0 ± 3.5 ± 2.8	0.0251 ± 6.0 ± 3.5 ± 2.9	0.0255 ± 5.3 ± 2.2 ± 2.4	0.0259 ± 5.3 ± 2.2 ± 2.4	0.0259 ± 5.3 ± 2.2 ± 2.5	0.0255 ± 4.0 ± 1.9 ± 2.0
1.153-1.496	0.0144 ± 6.4 ± 4.1 ± 7.8	0.0145 ± 6.4 ± 4.2 ± 7.7	0.0122 ± 6.4 ± 1.6 ± 3.5	0.0123 ± 6.4 ± 1.6 ± 3.5	0.0124 ± 6.4 ± 1.6 ± 3.6	0.0136 ± 4.5 ± 1.9 ± 3.0
1.496-1.947	0.00651 ± 8.3 ± 3.3 ± 2.9	0.00649 ± 8.3 ± 3.4 ± 2.9	0.00525 ± 8.5 ± 2.3 ± 5.5	0.00532 ± 8.5 ± 2.3 ± 5.5	0.00527 ± 8.5 ± 2.3 ± 5.6	0.00594 ± 5.9 ± 2.0 ± 2.7
1.947-2.522	0.00250 ± 13 ± 7.9 ± 6.5	0.00248 ± 13 ± 7.9 ± 6.6	0.00313 ± 9.9 ± 2.1 ± 4.3	0.00318 ± 9.9 ± 2.1 ± 4.4	0.00317 ± 9.9 ± 2.1 ± 4.4	0.00299 ± 7.8 ± 3.1 ± 3.0
2.522-3.277	0.00132 ± 15 ± 6.7 ± 7.2	0.00133 ± 15 ± 6.7 ± 7.2	0.00170 ± 12 ± 4.6 ± 4.3	0.00174 ± 12 ± 4.6 ± 4.3	0.00174 ± 12 ± 4.6 ± 4.4	0.00162 ± 9.1 ± 3.9 ± 3.4
3.277-5.000	0.000668 ± 14 ± 7.3 ± 5.2	0.000662 ± 14 ± 7.3 ± 5.2	0.000466 ± 16 ± 5.3 ± 9.3	0.000476 ± 16 ± 5.3 ± 9.3	0.000472 ± 16 ± 5.3 ± 9.3	0.000587 ± 11 ± 4.4 ± 4.3
5.000-10.000	0.000229 ± 15 ± 6.2 ± 4.7	0.000226 ± 15 ± 6.3 ± 4.6	0.000177 ± 15 ± 4.4 ± 6.8	0.000179 ± 15 ± 4.4 ± 6.8	0.000181 ± 15 ± 4.4 ± 6.8	0.000206 ± 10 ± 3.7 ± 3.6

Table 20 The values of $(1/\sigma) d\sigma/dp_T^{\ell\ell}$ in each bin of $p_T^{\ell\ell}$ for the electron and muon channels separately (for various generator-level definitions) and for the Born-level combination in the kinematic region $66 \text{ GeV} \leq m_{\ell\ell} \leq 116 \text{ GeV}$, $0.0 \leq |\gamma_{\ell\ell}| < 0.4$. The associated statistical and systematic (both uncorrelated and correlated between bins) are provided in percentage form

Bin	$(1/\sigma) d\sigma/dp_T^{\ell\ell} \pm$ Statistical [%] \pm Uncorrelated systematic [%] \pm Correlated systematic [%]					
	Electron channel			Muon channel		
	Dressed	Born	Bare	Dressed	Born	Born
0.0–2.0	2.622e–02 ± 0.5 ± 0.2 ± 0.8	2.688e–02 ± 0.5 ± 0.2 ± 0.8	2.586e–02 ± 0.4 ± 0.2 ± 0.9	2.638e–02 ± 0.4 ± 0.2 ± 0.9	2.704e–02 ± 0.4 ± 0.2 ± 1.0	2.704e–02 ± 0.3 ± 0.2 ± 0.7
2.0–4.0	5.438e–02 ± 0.3 ± 0.1 ± 0.4	5.544e–02 ± 0.3 ± 0.1 ± 0.4	5.385e–02 ± 0.3 ± 0.1 ± 0.4	5.472e–02 ± 0.3 ± 0.1 ± 0.4	5.582e–02 ± 0.3 ± 0.1 ± 0.6	5.569e–02 ± 0.2 ± 0.1 ± 0.3
4.0–6.0	5.513e–02 ± 0.3 ± 0.2 ± 0.4	5.562e–02 ± 0.3 ± 0.2 ± 0.4	5.502e–02 ± 0.3 ± 0.2 ± 0.5	5.534e–02 ± 0.3 ± 0.2 ± 0.5	5.584e–02 ± 0.3 ± 0.2 ± 0.6	5.571e–02 ± 0.2 ± 0.1 ± 0.4
6.0–8.0	4.896e–02 ± 0.4 ± 0.2 ± 0.3	4.897e–02 ± 0.4 ± 0.2 ± 0.3	4.887e–02 ± 0.3 ± 0.2 ± 0.3	4.879e–02 ± 0.3 ± 0.2 ± 0.3	4.875e–02 ± 0.3 ± 0.2 ± 0.6	4.883e–02 ± 0.2 ± 0.1 ± 0.3
8.0–10.0	4.127e–02 ± 0.4 ± 0.2 ± 0.4	4.096e–02 ± 0.4 ± 0.2 ± 0.6	4.139e–02 ± 0.4 ± 0.2 ± 0.4	4.111e–02 ± 0.4 ± 0.2 ± 0.4	4.082e–02 ± 0.4 ± 0.2 ± 0.7	4.086e–02 ± 0.3 ± 0.1 ± 0.4
10.0–13.0	3.293e–02 ± 0.3 ± 0.2 ± 0.3	3.256e–02 ± 0.3 ± 0.2 ± 0.3	3.324e–02 ± 0.3 ± 0.1 ± 0.3	3.287e–02 ± 0.3 ± 0.1 ± 0.3	3.247e–02 ± 0.3 ± 0.1 ± 0.4	3.251e–02 ± 0.2 ± 0.1 ± 0.2
13.0–16.0	2.532e–02 ± 0.4 ± 0.2 ± 0.3	2.495e–02 ± 0.4 ± 0.2 ± 0.3	2.587e–02 ± 0.3 ± 0.1 ± 0.3	2.551e–02 ± 0.3 ± 0.1 ± 0.3	2.513e–02 ± 0.3 ± 0.1 ± 0.4	2.505e–02 ± 0.3 ± 0.1 ± 0.2
16.0–20.0	1.920e–02 ± 0.4 ± 0.2 ± 0.3	1.891e–02 ± 0.4 ± 0.2 ± 0.3	1.943e–02 ± 0.3 ± 0.1 ± 0.3	1.920e–02 ± 0.3 ± 0.1 ± 0.3	1.892e–02 ± 0.3 ± 0.1 ± 0.3	1.892e–02 ± 0.2 ± 0.1 ± 0.2
20.0–25.0	1.377e–02 ± 0.4 ± 0.1 ± 0.2	1.363e–02 ± 0.4 ± 0.1 ± 0.2	1.391e–02 ± 0.3 ± 0.1 ± 0.3	1.380e–02 ± 0.3 ± 0.1 ± 0.3	1.366e–02 ± 0.3 ± 0.1 ± 0.3	1.365e–02 ± 0.2 ± 0.1 ± 0.2
25.0–30.0	9.812e–03 ± 0.4 ± 0.1 ± 0.3	9.758e–03 ± 0.4 ± 0.1 ± 0.3	9.802e–03 ± 0.4 ± 0.2 ± 0.3	9.772e–03 ± 0.4 ± 0.2 ± 0.3	9.707e–03 ± 0.4 ± 0.2 ± 0.3	9.728e–03 ± 0.3 ± 0.1 ± 0.2
30.0–37.0	6.865e–03 ± 0.4 ± 0.2 ± 0.3	6.850e–03 ± 0.4 ± 0.2 ± 0.3	6.843e–03 ± 0.4 ± 0.1 ± 0.3	6.845e–03 ± 0.4 ± 0.1 ± 0.3	6.835e–03 ± 0.4 ± 0.1 ± 0.3	6.840e–03 ± 0.3 ± 0.1 ± 0.2
37.0–45.0	4.627e–03 ± 0.5 ± 0.2 ± 0.5	4.634e–03 ± 0.5 ± 0.2 ± 0.5	4.568e–03 ± 0.4 ± 0.1 ± 0.3	4.580e–03 ± 0.4 ± 0.1 ± 0.3	4.591e–03 ± 0.4 ± 0.1 ± 0.3	4.609e–03 ± 0.3 ± 0.1 ± 0.2
45.0–55.0	3.029e–03 ± 0.5 ± 0.2 ± 0.7	3.042e–03 ± 0.5 ± 0.2 ± 0.7	2.998e–03 ± 0.5 ± 0.2 ± 0.4	3.018e–03 ± 0.5 ± 0.2 ± 0.4	3.033e–03 ± 0.5 ± 0.2 ± 0.4	3.033e–03 ± 0.3 ± 0.1 ± 0.3
55.0–65.0	1.926e–03 ± 0.6 ± 0.2 ± 0.8	1.939e–03 ± 0.6 ± 0.2 ± 0.8	1.900e–03 ± 0.6 ± 0.3 ± 0.4	1.917e–03 ± 0.6 ± 0.3 ± 0.4	1.931e–03 ± 0.6 ± 0.3 ± 0.5	1.932e–03 ± 0.4 ± 0.2 ± 0.4
65.0–75.0	1.275e–03 ± 0.8 ± 0.3 ± 0.9	1.286e–03 ± 0.8 ± 0.3 ± 0.9	1.266e–03 ± 0.8 ± 0.3 ± 0.5	1.282e–03 ± 0.8 ± 0.3 ± 0.5	1.291e–03 ± 0.8 ± 0.3 ± 0.6	1.287e–03 ± 0.5 ± 0.2 ± 0.4
75.0–85.0	8.504e–04 ± 0.9 ± 0.4 ± 0.9	8.597e–04 ± 0.9 ± 0.4 ± 0.9	8.383e–04 ± 1.0 ± 0.4 ± 0.6	8.486e–04 ± 1.0 ± 0.4 ± 0.6	8.565e–04 ± 1.0 ± 0.4 ± 0.6	8.569e–04 ± 0.7 ± 0.3 ± 0.5
85.0–105.0	4.956e–04 ± 0.8 ± 0.3 ± 0.8	4.995e–04 ± 0.8 ± 0.3 ± 0.8	4.774e–04 ± 0.8 ± 0.3 ± 0.5	4.833e–04 ± 0.8 ± 0.3 ± 0.5	4.868e–04 ± 0.8 ± 0.3 ± 0.5	4.927e–04 ± 0.6 ± 0.2 ± 0.4
105.0–150.0	1.896e–04 ± 0.9 ± 0.3 ± 0.7	1.904e–04 ± 0.9 ± 0.3 ± 0.7	1.826e–04 ± 0.9 ± 0.3 ± 0.5	1.852e–04 ± 0.9 ± 0.3 ± 0.5	1.865e–04 ± 0.9 ± 0.3 ± 0.5	1.884e–04 ± 0.6 ± 0.2 ± 0.4
150.0–200.0	5.379e–05 ± 1.4 ± 0.5 ± 0.9	5.409e–05 ± 1.4 ± 0.5 ± 0.9	5.278e–05 ± 1.6 ± 0.5 ± 0.7	5.377e–05 ± 1.6 ± 0.5 ± 0.7	5.402e–05 ± 1.6 ± 0.5 ± 0.7	5.399e–05 ± 1.1 ± 0.4 ± 0.5
200.0–900.0	2.288e–06 ± 1.8 ± 0.6 ± 1.4	2.296e–06 ± 1.8 ± 0.6 ± 1.5	2.220e–06 ± 2.1 ± 0.5 ± 0.9	2.277e–06 ± 2.1 ± 0.5 ± 0.9	2.287e–06 ± 2.1 ± 0.5 ± 1.0	2.284e–06 ± 1.4 ± 0.4 ± 0.8

Table 21 The values of $(1/\sigma) d\sigma/dp_T^{\ell\ell}$ in each bin of $p_T^{\ell\ell}$ for the electron and muon channels separately (for various generator-level definitions) and for the Born-level combination in the kinematic region $66 \text{ GeV} \leq m_{\ell\ell} < 116 \text{ GeV}$, $0.4 \leq |\gamma_{\ell\ell}| < 0.8$. The associated statistical and systematic (both uncorrelated and correlated between bins) are provided in percentage form

Bin	$(1/\sigma) d\sigma/dp_T^{\ell\ell} \pm \text{Statistical [\%]} \pm \text{Uncorrelated systematic [\%]} \pm \text{Correlated systematic [\%]}$					
	Electron channel			Muon channel		
	Dressed	Born	Combination	Bare	Dressed	Born
0.0–2.0	2.601e–02 ± 0.6 ± 0.3 ± 1.2	2.663e–02 ± 0.6 ± 0.3 ± 1.2	2.672e–02 ± 0.4 ± 0.2 ± 0.9	2.620e–02 ± 0.4 ± 0.2 ± 0.9	2.672e–02 ± 0.4 ± 0.2 ± 0.9	2.690e–02 ± 0.3 ± 0.2 ± 0.8
2.0–4.0	5.469e–02 ± 0.4 ± 0.2 ± 0.6	5.577e–02 ± 0.4 ± 0.2 ± 0.6	5.485e–02 ± 0.3 ± 0.1 ± 0.3	5.403e–02 ± 0.3 ± 0.1 ± 0.3	5.485e–02 ± 0.3 ± 0.1 ± 0.3	5.575e–02 ± 0.2 ± 0.1 ± 0.3
4.0–6.0	5.582e–02 ± 0.4 ± 0.1 ± 0.4	5.634e–02 ± 0.4 ± 0.1 ± 0.4	5.569e–02 ± 0.3 ± 0.1 ± 0.4	5.530e–02 ± 0.3 ± 0.1 ± 0.4	5.569e–02 ± 0.3 ± 0.1 ± 0.4	5.642e–02 ± 0.2 ± 0.1 ± 0.3
6.0–8.0	4.875e–02 ± 0.4 ± 0.2 ± 0.5	4.874e–02 ± 0.4 ± 0.2 ± 0.6	4.936e–02 ± 0.3 ± 0.2 ± 0.2	4.941e–02 ± 0.3 ± 0.2 ± 0.2	4.936e–02 ± 0.3 ± 0.2 ± 0.2	4.922e–02 ± 0.3 ± 0.1 ± 0.4
8.0–10.0	4.085e–02 ± 0.4 ± 0.2 ± 0.5	4.054e–02 ± 0.4 ± 0.2 ± 0.5	4.112e–02 ± 0.4 ± 0.2 ± 0.3	4.143e–02 ± 0.4 ± 0.2 ± 0.3	4.112e–02 ± 0.4 ± 0.2 ± 0.3	4.071e–02 ± 0.3 ± 0.1 ± 0.4
10.0–13.0	3.303e–02 ± 0.4 ± 0.2 ± 0.3	3.265e–02 ± 0.4 ± 0.2 ± 0.3	3.290e–02 ± 0.3 ± 0.1 ± 0.2	3.325e–02 ± 0.3 ± 0.1 ± 0.2	3.290e–02 ± 0.3 ± 0.1 ± 0.2	3.256e–02 ± 0.2 ± 0.1 ± 0.2
13.0–16.0	2.548e–02 ± 0.4 ± 0.2 ± 0.3	2.511e–02 ± 0.4 ± 0.2 ± 0.3	2.533e–02 ± 0.3 ± 0.1 ± 0.2	2.569e–02 ± 0.3 ± 0.1 ± 0.2	2.533e–02 ± 0.3 ± 0.1 ± 0.2	2.501e–02 ± 0.3 ± 0.1 ± 0.2
16.0–20.0	1.933e–02 ± 0.4 ± 0.2 ± 0.3	1.905e–02 ± 0.4 ± 0.2 ± 0.4	1.916e–02 ± 0.3 ± 0.1 ± 0.2	1.940e–02 ± 0.3 ± 0.1 ± 0.2	1.916e–02 ± 0.3 ± 0.1 ± 0.2	1.894e–02 ± 0.3 ± 0.1 ± 0.2
20.0–25.0	1.380e–02 ± 0.4 ± 0.2 ± 0.3	1.365e–02 ± 0.4 ± 0.2 ± 0.3	1.368e–02 ± 0.3 ± 0.1 ± 0.2	1.379e–02 ± 0.3 ± 0.1 ± 0.2	1.368e–02 ± 0.3 ± 0.1 ± 0.2	1.359e–02 ± 0.3 ± 0.1 ± 0.2
25.0–30.0	9.832e–03 ± 0.5 ± 0.2 ± 0.3	9.771e–03 ± 0.5 ± 0.2 ± 0.3	9.759e–03 ± 0.4 ± 0.1 ± 0.2	9.800e–03 ± 0.4 ± 0.1 ± 0.2	9.759e–03 ± 0.4 ± 0.1 ± 0.2	9.719e–03 ± 0.3 ± 0.1 ± 0.2
30.0–37.0	6.765e–03 ± 0.4 ± 0.2 ± 0.3	6.759e–03 ± 0.4 ± 0.2 ± 0.3	6.791e–03 ± 0.4 ± 0.1 ± 0.3	6.786e–03 ± 0.4 ± 0.1 ± 0.3	6.791e–03 ± 0.4 ± 0.1 ± 0.3	6.763e–03 ± 0.3 ± 0.1 ± 0.2
37.0–45.0	4.625e–03 ± 0.5 ± 0.2 ± 0.5	4.630e–03 ± 0.5 ± 0.2 ± 0.5	4.555e–03 ± 0.4 ± 0.2 ± 0.3	4.538e–03 ± 0.4 ± 0.2 ± 0.3	4.555e–03 ± 0.4 ± 0.2 ± 0.3	4.589e–03 ± 0.3 ± 0.1 ± 0.3
45.0–55.0	2.993e–03 ± 0.5 ± 0.2 ± 0.7	3.006e–03 ± 0.5 ± 0.2 ± 0.7	2.955e–03 ± 0.5 ± 0.2 ± 0.4	2.939e–03 ± 0.5 ± 0.2 ± 0.4	2.955e–03 ± 0.5 ± 0.2 ± 0.4	2.984e–03 ± 0.4 ± 0.1 ± 0.3
55.0–65.0	1.915e–03 ± 0.7 ± 0.3 ± 0.9	1.928e–03 ± 0.7 ± 0.3 ± 0.9	1.912e–03 ± 0.6 ± 0.2 ± 0.5	1.894e–03 ± 0.6 ± 0.2 ± 0.5	1.912e–03 ± 0.6 ± 0.2 ± 0.5	1.926e–03 ± 0.4 ± 0.2 ± 0.4
65.0–75.0	1.282e–03 ± 0.8 ± 0.4 ± 1.0	1.294e–03 ± 0.8 ± 0.4 ± 1.0	1.260e–03 ± 0.8 ± 0.3 ± 0.5	1.246e–03 ± 0.8 ± 0.3 ± 0.5	1.260e–03 ± 0.8 ± 0.3 ± 0.5	1.283e–03 ± 0.6 ± 0.2 ± 0.5
75.0–85.0	8.543e–04 ± 1.0 ± 0.4 ± 1.1	8.627e–04 ± 1.0 ± 0.4 ± 1.1	8.501e–04 ± 1.0 ± 0.4 ± 0.6	8.402e–04 ± 1.0 ± 0.4 ± 0.6	8.501e–04 ± 1.0 ± 0.4 ± 0.6	8.633e–04 ± 0.7 ± 0.3 ± 0.5
85.0–105.0	4.796e–04 ± 0.9 ± 0.3 ± 1.0	4.830e–04 ± 0.9 ± 0.3 ± 1.0	4.833e–04 ± 0.8 ± 0.3 ± 0.5	4.773e–04 ± 0.8 ± 0.3 ± 0.5	4.833e–04 ± 0.8 ± 0.3 ± 0.5	4.858e–04 ± 0.6 ± 0.2 ± 0.5
105.0–150.0	1.855e–04 ± 0.9 ± 0.3 ± 1.0	1.867e–04 ± 0.9 ± 0.3 ± 1.0	1.850e–04 ± 0.9 ± 0.2 ± 0.4	1.821e–04 ± 0.9 ± 0.2 ± 0.4	1.850e–04 ± 0.9 ± 0.2 ± 0.4	1.874e–04 ± 0.6 ± 0.2 ± 0.5
150.0–200.0	5.087e–05 ± 1.5 ± 0.5 ± 1.3	5.110e–05 ± 1.5 ± 0.5 ± 1.3	5.453e–05 ± 1.6 ± 0.5 ± 0.7	5.338e–05 ± 1.6 ± 0.5 ± 0.7	5.453e–05 ± 1.6 ± 0.5 ± 0.7	5.303e–05 ± 1.1 ± 0.4 ± 0.7
200.0–900.0	2.117e–06 ± 2.0 ± 0.6 ± 1.7	2.124e–06 ± 1.9 ± 0.6 ± 1.8	2.138e–06 ± 2.0 ± 0.6 ± 1.1	2.095e–06 ± 2.0 ± 0.6 ± 1.1	2.138e–06 ± 2.0 ± 0.6 ± 1.1	2.145e–06 ± 1.4 ± 0.4 ± 1.0

Table 22 The values of $(1/\sigma) d\sigma/dp_T^{\ell\ell}$ in each bin of $p_T^{\ell\ell}$ for the electron and muon channels separately (for various generator-level definitions) and for the Born-level combination in the kinematic region $66 \text{ GeV} \leq m_{\ell\ell} < 116 \text{ GeV}$, $0.8 \leq |y_{\ell\ell}| < 1.2$. The associated statistical and systematic (both uncorrelated and correlated between bins) are provided in percentage form

Bin	$(1/\sigma) d\sigma/dp_T^{\ell\ell} \pm$ Statistical [%] \pm Uncorrelated systematic [%] \pm Correlated systematic [%]					
	Electron channel			Muon channel		
	Dressed			Bare		
	Dressed	Born	Born	Bare	Dressed	Born
0.0–2.0	2.640e–02 \pm 0.6 \pm 0.3 \pm 1.0	2.708e–02 \pm 0.6 \pm 0.3 \pm 1.0	2.708e–02 \pm 0.6 \pm 0.3 \pm 1.0	2.606e–02 \pm 0.5 \pm 0.2 \pm 0.9	2.662e–02 \pm 0.5 \pm 0.2 \pm 0.9	2.731e–02 \pm 0.5 \pm 0.2 \pm 0.9
2.0–4.0	5.532e–02 \pm 0.4 \pm 0.2 \pm 0.6	5.639e–02 \pm 0.4 \pm 0.2 \pm 0.6	5.639e–02 \pm 0.4 \pm 0.2 \pm 0.6	5.406e–02 \pm 0.3 \pm 0.2 \pm 0.3	5.491e–02 \pm 0.3 \pm 0.2 \pm 0.3	5.597e–02 \pm 0.3 \pm 0.2 \pm 0.4
4.0–6.0	5.598e–02 \pm 0.4 \pm 0.2 \pm 0.3	5.653e–02 \pm 0.4 \pm 0.2 \pm 0.3	5.653e–02 \pm 0.4 \pm 0.2 \pm 0.3	5.608e–02 \pm 0.3 \pm 0.1 \pm 0.4	5.645e–02 \pm 0.3 \pm 0.1 \pm 0.4	5.700e–02 \pm 0.3 \pm 0.1 \pm 0.5
6.0–8.0	4.889e–02 \pm 0.4 \pm 0.2 \pm 0.4	4.887e–02 \pm 0.4 \pm 0.2 \pm 0.4	4.887e–02 \pm 0.4 \pm 0.2 \pm 0.4	4.919e–02 \pm 0.3 \pm 0.1 \pm 0.4	4.913e–02 \pm 0.3 \pm 0.1 \pm 0.4	4.913e–02 \pm 0.3 \pm 0.1 \pm 0.5
8.0–10.0	4.126e–02 \pm 0.5 \pm 0.3 \pm 0.5	4.095e–02 \pm 0.5 \pm 0.3 \pm 0.6	4.095e–02 \pm 0.5 \pm 0.3 \pm 0.6	4.159e–02 \pm 0.4 \pm 0.2 \pm 0.4	4.132e–02 \pm 0.4 \pm 0.2 \pm 0.4	4.098e–02 \pm 0.4 \pm 0.2 \pm 0.6
10.0–13.0	3.288e–02 \pm 0.4 \pm 0.2 \pm 0.4	3.246e–02 \pm 0.4 \pm 0.2 \pm 0.4	3.246e–02 \pm 0.4 \pm 0.2 \pm 0.4	3.324e–02 \pm 0.3 \pm 0.1 \pm 0.3	3.284e–02 \pm 0.3 \pm 0.1 \pm 0.3	3.242e–02 \pm 0.3 \pm 0.1 \pm 0.5
13.0–16.0	2.552e–02 \pm 0.5 \pm 0.2 \pm 0.4	2.515e–02 \pm 0.5 \pm 0.2 \pm 0.4	2.515e–02 \pm 0.5 \pm 0.2 \pm 0.4	2.592e–02 \pm 0.4 \pm 0.1 \pm 0.3	2.556e–02 \pm 0.4 \pm 0.1 \pm 0.3	2.518e–02 \pm 0.4 \pm 0.1 \pm 0.3
16.0–20.0	1.917e–02 \pm 0.4 \pm 0.2 \pm 0.3	1.888e–02 \pm 0.4 \pm 0.2 \pm 0.3	1.888e–02 \pm 0.4 \pm 0.2 \pm 0.3	1.942e–02 \pm 0.3 \pm 0.1 \pm 0.2	1.916e–02 \pm 0.3 \pm 0.1 \pm 0.2	1.887e–02 \pm 0.3 \pm 0.1 \pm 0.2
20.0–25.0	1.360e–02 \pm 0.4 \pm 0.2 \pm 0.3	1.346e–02 \pm 0.4 \pm 0.2 \pm 0.3	1.346e–02 \pm 0.4 \pm 0.2 \pm 0.3	1.384e–02 \pm 0.3 \pm 0.1 \pm 0.2	1.373e–02 \pm 0.3 \pm 0.1 \pm 0.2	1.360e–02 \pm 0.3 \pm 0.1 \pm 0.2
25.0–30.0	9.826e–03 \pm 0.5 \pm 0.2 \pm 0.3	9.766e–03 \pm 0.5 \pm 0.2 \pm 0.3	9.766e–03 \pm 0.5 \pm 0.2 \pm 0.3	9.730e–03 \pm 0.4 \pm 0.1 \pm 0.2	9.698e–03 \pm 0.4 \pm 0.1 \pm 0.2	9.646e–03 \pm 0.4 \pm 0.1 \pm 0.3
30.0–37.0	6.841e–03 \pm 0.5 \pm 0.2 \pm 0.4	6.830e–03 \pm 0.5 \pm 0.2 \pm 0.4	6.830e–03 \pm 0.5 \pm 0.2 \pm 0.4	6.760e–03 \pm 0.4 \pm 0.1 \pm 0.2	6.757e–03 \pm 0.4 \pm 0.1 \pm 0.2	6.747e–03 \pm 0.4 \pm 0.1 \pm 0.3
37.0–45.0	4.559e–03 \pm 0.5 \pm 0.2 \pm 0.6	4.568e–03 \pm 0.5 \pm 0.2 \pm 0.6	4.568e–03 \pm 0.5 \pm 0.2 \pm 0.6	4.510e–03 \pm 0.5 \pm 0.1 \pm 0.3	4.527e–03 \pm 0.5 \pm 0.1 \pm 0.3	4.532e–03 \pm 0.5 \pm 0.1 \pm 0.3
45.0–55.0	2.962e–03 \pm 0.6 \pm 0.3 \pm 0.8	2.975e–03 \pm 0.6 \pm 0.3 \pm 0.8	2.975e–03 \pm 0.6 \pm 0.3 \pm 0.8	2.890e–03 \pm 0.5 \pm 0.2 \pm 0.3	2.909e–03 \pm 0.5 \pm 0.2 \pm 0.3	2.924e–03 \pm 0.5 \pm 0.2 \pm 0.4
55.0–65.0	1.903e–03 \pm 0.7 \pm 0.3 \pm 1.0	1.916e–03 \pm 0.7 \pm 0.3 \pm 1.0	1.916e–03 \pm 0.7 \pm 0.3 \pm 1.0	1.873e–03 \pm 0.6 \pm 0.2 \pm 0.4	1.893e–03 \pm 0.6 \pm 0.2 \pm 0.4	1.907e–03 \pm 0.6 \pm 0.2 \pm 0.5
65.0–75.0	1.238e–03 \pm 0.9 \pm 0.4 \pm 1.2	1.249e–03 \pm 0.9 \pm 0.4 \pm 1.2	1.249e–03 \pm 0.9 \pm 0.4 \pm 1.2	1.228e–03 \pm 0.8 \pm 0.3 \pm 0.5	1.242e–03 \pm 0.8 \pm 0.3 \pm 0.5	1.253e–03 \pm 0.8 \pm 0.3 \pm 0.5
75.0–85.0	8.166e–04 \pm 1.1 \pm 0.6 \pm 1.2	8.235e–04 \pm 1.1 \pm 0.6 \pm 1.2	8.235e–04 \pm 1.1 \pm 0.6 \pm 1.2	8.238e–04 \pm 1.0 \pm 0.4 \pm 0.5	8.348e–04 \pm 1.0 \pm 0.4 \pm 0.5	8.421e–04 \pm 1.0 \pm 0.4 \pm 0.5
85.0–105.0	4.798e–04 \pm 1.0 \pm 0.4 \pm 1.0	4.844e–04 \pm 1.0 \pm 0.4 \pm 1.0	4.844e–04 \pm 1.0 \pm 0.4 \pm 1.0	4.718e–04 \pm 0.8 \pm 0.3 \pm 0.5	4.786e–04 \pm 0.8 \pm 0.3 \pm 0.5	4.829e–04 \pm 0.8 \pm 0.3 \pm 0.5
105.0–150.0	1.807e–04 \pm 1.0 \pm 0.4 \pm 0.9	1.821e–04 \pm 1.0 \pm 0.4 \pm 0.9	1.821e–04 \pm 1.0 \pm 0.4 \pm 0.9	1.802e–04 \pm 0.9 \pm 0.3 \pm 0.5	1.829e–04 \pm 0.9 \pm 0.3 \pm 0.5	1.840e–04 \pm 0.9 \pm 0.3 \pm 0.5
150.0–200.0	5.136e–05 \pm 1.7 \pm 0.7 \pm 1.4	5.166e–05 \pm 1.7 \pm 0.7 \pm 1.4	5.166e–05 \pm 1.7 \pm 0.7 \pm 1.4	5.053e–05 \pm 1.6 \pm 0.5 \pm 1.0	5.152e–05 \pm 1.6 \pm 0.5 \pm 1.0	5.182e–05 \pm 1.6 \pm 0.5 \pm 1.0
200.0–900.0	2.031e–06 \pm 2.2 \pm 0.7 \pm 1.6	2.040e–06 \pm 2.2 \pm 0.7 \pm 1.6	2.040e–06 \pm 2.2 \pm 0.7 \pm 1.6	2.025e–06 \pm 2.0 \pm 0.7 \pm 1.3	2.067e–06 \pm 2.0 \pm 0.7 \pm 1.3	2.061e–06 \pm 1.5 \pm 0.5 \pm 0.9

Table 23 The values of $(1/\sigma) d\sigma/dp_T^{\ell\ell}$ in each bin of $p_T^{\ell\ell}$ for the electron and muon channels separately (for various generator-level definitions) and for the Born-level combination in the kinematic region $66 \text{ GeV} \leq m_{\ell\ell} < 116 \text{ GeV}$, $1.2 \leq |y_{\ell\ell}| < 1.6$. The associated statistical and systematic (both uncorrelated and correlated between bins) are provided in percentage form

Bin	$(1/\sigma) d\sigma/dp_T^{\ell\ell} \pm \text{Statistical [\%]} \pm \text{Uncorrelated systematic [\%]} \pm \text{Correlated systematic [\%]}$		Muon channel		Combination	
	Electron channel		Bare	Dressed	Born	Born
	Dressed	Born	Bare	Dressed	Born	Born
0.0–2.0	2.584e–02 ± 0.6 ± 0.3 ± 1.1	2.655e–02 ± 0.6 ± 0.3 ± 1.1	2.512e–02 ± 0.5 ± 0.2 ± 0.9	2.573e–02 ± 0.5 ± 0.2 ± 0.9	2.645e–02 ± 0.5 ± 0.2 ± 0.9	2.658e–02 ± 0.4 ± 0.2 ± 0.7
2.0–4.0	5.405e–02 ± 0.4 ± 0.2 ± 0.8	5.522e–02 ± 0.4 ± 0.2 ± 0.8	5.308e–02 ± 0.3 ± 0.2 ± 0.5	5.405e–02 ± 0.3 ± 0.2 ± 0.5	5.525e–02 ± 0.3 ± 0.2 ± 0.5	5.536e–02 ± 0.3 ± 0.1 ± 0.4
4.0–6.0	5.436e–02 ± 0.4 ± 0.2 ± 0.5	5.494e–02 ± 0.4 ± 0.2 ± 0.5	5.453e–02 ± 0.3 ± 0.2 ± 0.4	5.498e–02 ± 0.3 ± 0.2 ± 0.4	5.554e–02 ± 0.3 ± 0.2 ± 0.4	5.529e–02 ± 0.3 ± 0.2 ± 0.4
6.0–8.0	4.804e–02 ± 0.5 ± 0.3 ± 0.6	4.803e–02 ± 0.5 ± 0.3 ± 0.6	4.836e–02 ± 0.4 ± 0.2 ± 0.3	4.831e–02 ± 0.4 ± 0.2 ± 0.3	4.829e–02 ± 0.4 ± 0.2 ± 0.6	4.816e–02 ± 0.3 ± 0.1 ± 0.5
8.0–10.0	4.096e–02 ± 0.5 ± 0.2 ± 0.5	4.057e–02 ± 0.5 ± 0.2 ± 0.6	4.138e–02 ± 0.4 ± 0.2 ± 0.4	4.104e–02 ± 0.4 ± 0.2 ± 0.4	4.068e–02 ± 0.4 ± 0.2 ± 0.6	4.066e–02 ± 0.3 ± 0.2 ± 0.5
10.0–13.0	3.316e–02 ± 0.4 ± 0.2 ± 0.3	3.271e–02 ± 0.4 ± 0.2 ± 0.4	3.354e–02 ± 0.4 ± 0.1 ± 0.2	3.313e–02 ± 0.4 ± 0.1 ± 0.2	3.268e–02 ± 0.4 ± 0.1 ± 0.3	3.270e–02 ± 0.3 ± 0.1 ± 0.3
13.0–16.0	2.573e–02 ± 0.5 ± 0.3 ± 0.4	2.531e–02 ± 0.5 ± 0.3 ± 0.4	2.620e–02 ± 0.4 ± 0.2 ± 0.3	2.580e–02 ± 0.4 ± 0.2 ± 0.3	2.536e–02 ± 0.4 ± 0.2 ± 0.3	2.534e–02 ± 0.3 ± 0.1 ± 0.2
16.0–20.0	1.956e–02 ± 0.5 ± 0.2 ± 0.4	1.922e–02 ± 0.5 ± 0.2 ± 0.4	1.974e–02 ± 0.4 ± 0.2 ± 0.2	1.947e–02 ± 0.4 ± 0.2 ± 0.2	1.914e–02 ± 0.4 ± 0.2 ± 0.3	1.917e–02 ± 0.3 ± 0.1 ± 0.2
20.0–25.0	1.390e–02 ± 0.5 ± 0.3 ± 0.4	1.375e–02 ± 0.5 ± 0.3 ± 0.4	1.405e–02 ± 0.4 ± 0.2 ± 0.3	1.390e–02 ± 0.4 ± 0.2 ± 0.3	1.374e–02 ± 0.4 ± 0.2 ± 0.3	1.374e–02 ± 0.3 ± 0.1 ± 0.2
25.0–30.0	1.000e–02 ± 0.6 ± 0.3 ± 0.6	9.947e–03 ± 0.6 ± 0.3 ± 0.6	1.002e–02 ± 0.5 ± 0.2 ± 0.3	9.973e–03 ± 0.5 ± 0.2 ± 0.3	9.918e–03 ± 0.5 ± 0.2 ± 0.3	9.915e–03 ± 0.4 ± 0.1 ± 0.3
30.0–37.0	6.933e–03 ± 0.6 ± 0.3 ± 0.6	6.929e–03 ± 0.6 ± 0.3 ± 0.6	6.924e–03 ± 0.4 ± 0.1 ± 0.3	6.928e–03 ± 0.4 ± 0.1 ± 0.3	6.921e–03 ± 0.4 ± 0.1 ± 0.3	6.918e–03 ± 0.4 ± 0.1 ± 0.2
37.0–45.0	4.611e–03 ± 0.6 ± 0.3 ± 0.8	4.628e–03 ± 0.6 ± 0.3 ± 0.8	4.576e–03 ± 0.5 ± 0.2 ± 0.3	4.594e–03 ± 0.5 ± 0.2 ± 0.3	4.605e–03 ± 0.5 ± 0.2 ± 0.3	4.606e–03 ± 0.4 ± 0.2 ± 0.3
45.0–55.0	2.995e–03 ± 0.7 ± 0.3 ± 1.0	3.012e–03 ± 0.7 ± 0.3 ± 1.0	2.928e–03 ± 0.5 ± 0.2 ± 0.3	2.949e–03 ± 0.5 ± 0.2 ± 0.3	2.967e–03 ± 0.5 ± 0.2 ± 0.3	2.978e–03 ± 0.4 ± 0.2 ± 0.3
55.0–65.0	1.940e–03 ± 0.9 ± 0.4 ± 1.1	1.953e–03 ± 0.9 ± 0.4 ± 1.1	1.902e–03 ± 0.7 ± 0.3 ± 0.5	1.921e–03 ± 0.7 ± 0.3 ± 0.5	1.938e–03 ± 0.7 ± 0.3 ± 0.5	1.939e–03 ± 0.5 ± 0.2 ± 0.4
65.0–75.0	1.290e–03 ± 1.1 ± 0.4 ± 1.2	1.303e–03 ± 1.1 ± 0.4 ± 1.2	1.247e–03 ± 0.9 ± 0.3 ± 0.5	1.263e–03 ± 0.9 ± 0.3 ± 0.5	1.276e–03 ± 0.9 ± 0.3 ± 0.6	1.284e–03 ± 0.7 ± 0.3 ± 0.5
75.0–85.0	8.719e–04 ± 1.3 ± 0.5 ± 1.1	8.814e–04 ± 1.3 ± 0.5 ± 1.1	8.569e–04 ± 1.1 ± 0.4 ± 0.6	8.689e–04 ± 1.1 ± 0.4 ± 0.6	8.800e–04 ± 1.1 ± 0.4 ± 0.6	8.786e–04 ± 0.8 ± 0.3 ± 0.5
85.0–105.0	4.966e–04 ± 1.1 ± 0.5 ± 1.0	5.025e–04 ± 1.1 ± 0.5 ± 1.1	4.803e–04 ± 0.9 ± 0.3 ± 0.5	4.877e–04 ± 0.9 ± 0.3 ± 0.5	4.928e–04 ± 0.9 ± 0.3 ± 0.5	4.959e–04 ± 0.7 ± 0.3 ± 0.5
105.0–150.0	1.933e–04 ± 1.1 ± 0.4 ± 1.2	1.950e–04 ± 1.1 ± 0.4 ± 1.2	1.879e–04 ± 0.9 ± 0.3 ± 0.5	1.909e–04 ± 0.9 ± 0.3 ± 0.5	1.927e–04 ± 0.9 ± 0.3 ± 0.6	1.936e–04 ± 0.7 ± 0.2 ± 0.5
150.0–200.0	5.229e–05 ± 2.0 ± 0.7 ± 1.7	5.271e–05 ± 2.0 ± 0.7 ± 1.7	5.304e–05 ± 1.7 ± 0.5 ± 0.7	5.410e–05 ± 1.7 ± 0.5 ± 0.7	5.445e–05 ± 1.7 ± 0.5 ± 0.7	5.363e–05 ± 1.3 ± 0.4 ± 0.7
200.0–900.0	2.078e–06 ± 2.7 ± 1.0 ± 3.3	2.084e–06 ± 2.7 ± 1.0 ± 3.3	2.031e–06 ± 2.2 ± 0.6 ± 0.8	2.095e–06 ± 2.2 ± 0.6 ± 0.8	2.109e–06 ± 2.2 ± 0.6 ± 0.9	2.099e–06 ± 1.7 ± 0.5 ± 1.1

Table 24 The values of $(1/\sigma) d\sigma/dp_T^{\ell\ell}$ in each bin of $p_T^{\ell\ell}$ for the electron and muon channels separately (for various generator-level definitions) and for the Born-level combination in the kinematic region $66 \text{ GeV} \leq m_{\ell\ell} < 116 \text{ GeV}$, $1.6 \leq |\gamma_{\ell\ell}| < 2.0$. The associated statistical and systematic (both uncorrelated and correlated between bins) are provided in percentage form

Bin	$(1/\sigma) d\sigma/dp_T^{\ell\ell} \pm$ Statistical [%] \pm Uncorrelated systematic [%] \pm Correlated systematic [%]			Muon channel			Combination		
	Electron channel			Bare			Born		
	Dressed	Born		Bare	Dressed	Born	Born		
0.0–2.0	2.536e–02 \pm 0.8 \pm 0.5 \pm 1.5	2.616e–02 \pm 0.8 \pm 0.5 \pm 1.5		2.466e–02 \pm 0.6 \pm 0.3 \pm 1.2	2.541e–02 \pm 0.6 \pm 0.3 \pm 1.2	2.618e–02 \pm 0.6 \pm 0.3 \pm 1.2	2.606e–02 \pm 0.5 \pm 0.3 \pm 0.9		
2.0–4.0	5.324e–02 \pm 0.5 \pm 0.3 \pm 1.1	5.454e–02 \pm 0.5 \pm 0.3 \pm 1.2		5.139e–02 \pm 0.4 \pm 0.2 \pm 0.6	5.254e–02 \pm 0.4 \pm 0.2 \pm 0.6	5.382e–02 \pm 0.4 \pm 0.2 \pm 0.7	5.394e–02 \pm 0.3 \pm 0.2 \pm 0.6		
4.0–6.0	5.345e–02 \pm 0.5 \pm 0.3 \pm 0.6	5.408e–02 \pm 0.5 \pm 0.3 \pm 0.6		5.307e–02 \pm 0.4 \pm 0.2 \pm 0.3	5.366e–02 \pm 0.4 \pm 0.2 \pm 0.3	5.433e–02 \pm 0.4 \pm 0.2 \pm 0.5	5.425e–02 \pm 0.3 \pm 0.2 \pm 0.4		
6.0–8.0	4.640e–02 \pm 0.6 \pm 0.3 \pm 0.9	4.646e–02 \pm 0.6 \pm 0.3 \pm 0.9		4.678e–02 \pm 0.4 \pm 0.3 \pm 0.5	4.674e–02 \pm 0.4 \pm 0.3 \pm 0.5	4.679e–02 \pm 0.4 \pm 0.3 \pm 0.9	4.667e–02 \pm 0.3 \pm 0.2 \pm 0.6		
8.0–10.0	3.960e–02 \pm 0.6 \pm 0.3 \pm 0.8	3.931e–02 \pm 0.6 \pm 0.3 \pm 0.9		3.978e–02 \pm 0.5 \pm 0.2 \pm 0.4	3.950e–02 \pm 0.5 \pm 0.2 \pm 0.4	3.922e–02 \pm 0.5 \pm 0.2 \pm 0.5	3.925e–02 \pm 0.4 \pm 0.2 \pm 0.4		
10.0–13.0	3.241e–02 \pm 0.6 \pm 0.3 \pm 0.5	3.194e–02 \pm 0.6 \pm 0.3 \pm 0.5		3.259e–02 \pm 0.4 \pm 0.2 \pm 0.3	3.216e–02 \pm 0.4 \pm 0.2 \pm 0.3	3.170e–02 \pm 0.4 \pm 0.2 \pm 0.3	3.180e–02 \pm 0.3 \pm 0.2 \pm 0.2		
13.0–16.0	2.554e–02 \pm 0.7 \pm 0.3 \pm 0.6	2.503e–02 \pm 0.7 \pm 0.3 \pm 0.6		2.580e–02 \pm 0.5 \pm 0.2 \pm 0.4	2.531e–02 \pm 0.5 \pm 0.2 \pm 0.4	2.480e–02 \pm 0.5 \pm 0.2 \pm 0.4	2.489e–02 \pm 0.4 \pm 0.2 \pm 0.3		
16.0–20.0	1.920e–02 \pm 0.6 \pm 0.3 \pm 0.6	1.882e–02 \pm 0.6 \pm 0.3 \pm 0.6		2.009e–02 \pm 0.5 \pm 0.2 \pm 0.3	1.968e–02 \pm 0.5 \pm 0.2 \pm 0.3	1.929e–02 \pm 0.5 \pm 0.2 \pm 0.4	1.914e–02 \pm 0.4 \pm 0.2 \pm 0.3		
20.0–25.0	1.431e–02 \pm 0.6 \pm 0.3 \pm 0.5	1.409e–02 \pm 0.6 \pm 0.3 \pm 0.5		1.436e–02 \pm 0.5 \pm 0.2 \pm 0.4	1.419e–02 \pm 0.5 \pm 0.2 \pm 0.4	1.398e–02 \pm 0.5 \pm 0.2 \pm 0.5	1.403e–02 \pm 0.4 \pm 0.2 \pm 0.3		
25.0–30.0	1.042e–02 \pm 0.8 \pm 0.4 \pm 0.7	1.033e–02 \pm 0.8 \pm 0.4 \pm 0.7		1.036e–02 \pm 0.6 \pm 0.2 \pm 0.4	1.029e–02 \pm 0.6 \pm 0.2 \pm 0.4	1.020e–02 \pm 0.6 \pm 0.2 \pm 0.5	1.025e–02 \pm 0.5 \pm 0.2 \pm 0.4		
30.0–37.0	7.322e–03 \pm 0.7 \pm 0.3 \pm 0.8	7.307e–03 \pm 0.7 \pm 0.3 \pm 0.8		7.463e–03 \pm 0.5 \pm 0.2 \pm 0.4	7.452e–03 \pm 0.5 \pm 0.2 \pm 0.4	7.429e–03 \pm 0.5 \pm 0.2 \pm 0.4	7.398e–03 \pm 0.4 \pm 0.2 \pm 0.3		
37.0–45.0	4.924e–03 \pm 0.8 \pm 0.4 \pm 1.0	4.937e–03 \pm 0.8 \pm 0.4 \pm 1.0		4.975e–03 \pm 0.6 \pm 0.2 \pm 0.4	4.998e–03 \pm 0.6 \pm 0.2 \pm 0.4	5.015e–03 \pm 0.6 \pm 0.2 \pm 0.4	4.994e–03 \pm 0.5 \pm 0.2 \pm 0.4		
45.0–55.0	3.207e–03 \pm 0.8 \pm 0.4 \pm 1.4	3.225e–03 \pm 0.8 \pm 0.4 \pm 1.4		3.196e–03 \pm 0.7 \pm 0.2 \pm 0.4	3.221e–03 \pm 0.7 \pm 0.2 \pm 0.4	3.241e–03 \pm 0.7 \pm 0.2 \pm 0.4	3.241e–03 \pm 0.5 \pm 0.2 \pm 0.4		
55.0–65.0	2.042e–03 \pm 1.0 \pm 0.5 \pm 1.6	2.062e–03 \pm 1.0 \pm 0.5 \pm 1.6		2.002e–03 \pm 0.9 \pm 0.4 \pm 0.6	2.022e–03 \pm 0.9 \pm 0.4 \pm 0.6	2.044e–03 \pm 0.9 \pm 0.4 \pm 0.6	2.052e–03 \pm 0.7 \pm 0.3 \pm 0.6		
65.0–75.0	1.333e–03 \pm 1.3 \pm 0.6 \pm 1.8	1.350e–03 \pm 1.3 \pm 0.6 \pm 1.8		1.311e–03 \pm 1.1 \pm 0.4 \pm 0.6	1.330e–03 \pm 1.1 \pm 0.4 \pm 0.6	1.344e–03 \pm 1.1 \pm 0.4 \pm 0.6	1.349e–03 \pm 0.8 \pm 0.4 \pm 0.6		
75.0–85.0	9.113e–04 \pm 1.5 \pm 0.6 \pm 2.0	9.246e–04 \pm 1.5 \pm 0.6 \pm 2.0		8.804e–04 \pm 1.4 \pm 0.5 \pm 0.9	8.952e–04 \pm 1.4 \pm 0.5 \pm 0.9	9.085e–04 \pm 1.4 \pm 0.5 \pm 0.9	9.165e–04 \pm 1.0 \pm 0.4 \pm 0.8		
85.0–105.0	5.245e–04 \pm 1.3 \pm 0.6 \pm 1.3	5.298e–04 \pm 1.3 \pm 0.6 \pm 1.3		5.142e–04 \pm 1.1 \pm 0.4 \pm 0.7	5.206e–04 \pm 1.1 \pm 0.4 \pm 0.7	5.271e–04 \pm 1.1 \pm 0.4 \pm 0.7	5.290e–04 \pm 0.8 \pm 0.4 \pm 0.6		
105.0–150.0	2.042e–04 \pm 1.3 \pm 0.5 \pm 1.3	2.064e–04 \pm 1.3 \pm 0.5 \pm 1.3		1.994e–04 \pm 1.1 \pm 0.3 \pm 0.6	2.030e–04 \pm 1.1 \pm 0.3 \pm 0.6	2.053e–04 \pm 1.1 \pm 0.3 \pm 0.6	2.056e–04 \pm 0.8 \pm 0.3 \pm 0.5		
150.0–200.0	5.886e–05 \pm 2.2 \pm 0.9 \pm 1.9	5.962e–05 \pm 2.2 \pm 0.9 \pm 1.9		5.851e–05 \pm 1.9 \pm 0.6 \pm 0.8	5.976e–05 \pm 1.9 \pm 0.6 \pm 0.8	6.050e–05 \pm 1.9 \pm 0.6 \pm 0.8	6.014e–05 \pm 1.5 \pm 0.5 \pm 0.8		
200.0–900.0	2.048e–06 \pm 3.2 \pm 1.3 \pm 3.4	2.078e–06 \pm 3.2 \pm 1.3 \pm 3.5		1.972e–06 \pm 2.8 \pm 0.8 \pm 1.1	2.036e–06 \pm 2.8 \pm 0.8 \pm 1.1	2.054e–06 \pm 2.8 \pm 0.8 \pm 1.1	2.060e–06 \pm 2.1 \pm 0.7 \pm 1.3		

Table 25 The values of $(1/\sigma) d\sigma/dp_T^{\ell\ell}$ in each bin of $p_T^{\ell\ell}$ for the electron and muon channels separately (for various generator-level definitions) and for the Born-level combination in the kinematic region $66 \text{ GeV} \leq m_{\ell\ell} < 116 \text{ GeV}$, $2.0 \leq |\eta_{\ell\ell}| < 2.4$. The associated statistical and systematic (both uncorrelated and correlated between bins) are provided in percentage form

Bin	$(1/\sigma) d\sigma/dp_T^{\ell\ell} \pm \text{Statistical} [\%] \pm \text{Uncorrelated systematic} [\%] \pm \text{Correlated systematic} [\%]$			
	Electron channel		Muon channel	
	Dressed	Born	Bare	Dressed
0.0–2.0	2.582e-02 ± 1.3 ± 0.6 ± 2.3	2.668e-02 ± 1.3 ± 0.6 ± 2.3	2.483e-02 ± 1.1 ± 0.5 ± 2.0	2.563e-02 ± 1.1 ± 0.5 ± 2.0
2.0–4.0	5.224e-02 ± 0.8 ± 0.5 ± 1.5	5.354e-02 ± 0.8 ± 0.5 ± 1.5	5.173e-02 ± 0.7 ± 0.3 ± 1.1	5.296e-02 ± 0.7 ± 0.3 ± 1.2
4.0–6.0	5.276e-02 ± 0.8 ± 0.5 ± 1.0	5.345e-02 ± 0.8 ± 0.5 ± 1.0	5.203e-02 ± 0.7 ± 0.4 ± 0.8	5.337e-02 ± 0.7 ± 0.4 ± 0.8
6.0–8.0	4.545e-02 ± 0.9 ± 0.5 ± 0.9	4.558e-02 ± 0.9 ± 0.5 ± 1.0	4.548e-02 ± 0.8 ± 0.4 ± 1.0	4.575e-02 ± 0.8 ± 0.4 ± 1.0
8.0–10.0	3.928e-02 ± 1.0 ± 0.5 ± 0.9	3.904e-02 ± 1.0 ± 0.5 ± 0.9	3.903e-02 ± 0.8 ± 0.4 ± 0.7	3.872e-02 ± 0.8 ± 0.4 ± 0.7
10.0–13.0	3.116e-02 ± 0.9 ± 0.4 ± 0.7	3.075e-02 ± 0.9 ± 0.4 ± 0.7	3.216e-02 ± 0.7 ± 0.4 ± 0.7	3.175e-02 ± 0.7 ± 0.4 ± 0.8
13.0–16.0	2.418e-02 ± 1.1 ± 0.6 ± 0.8	2.369e-02 ± 1.1 ± 0.6 ± 0.8	2.523e-02 ± 0.9 ± 0.4 ± 0.7	2.473e-02 ± 0.9 ± 0.4 ± 0.7
16.0–20.0	1.935e-02 ± 1.0 ± 0.4 ± 0.6	1.890e-02 ± 1.0 ± 0.4 ± 0.6	1.954e-02 ± 0.8 ± 0.4 ± 0.5	1.909e-02 ± 0.8 ± 0.4 ± 0.6
20.0–25.0	1.407e-02 ± 1.0 ± 0.6 ± 0.8	1.383e-02 ± 1.0 ± 0.6 ± 0.8	1.438e-02 ± 0.9 ± 0.3 ± 0.5	1.417e-02 ± 0.9 ± 0.3 ± 0.5
25.0–30.0	1.040e-02 ± 1.1 ± 0.7 ± 0.9	1.032e-02 ± 1.1 ± 0.7 ± 0.9	1.029e-02 ± 1.0 ± 0.5 ± 0.7	1.020e-02 ± 1.0 ± 0.5 ± 0.7
30.0–37.0	7.412e-03 ± 1.1 ± 0.7 ± 0.8	7.365e-03 ± 1.1 ± 0.7 ± 0.8	7.470e-03 ± 1.0 ± 0.3 ± 0.5	7.424e-03 ± 1.0 ± 0.3 ± 0.5
37.0–45.0	5.299e-03 ± 1.1 ± 0.5 ± 0.9	5.288e-03 ± 1.1 ± 0.5 ± 1.0	5.210e-03 ± 1.1 ± 0.3 ± 0.5	5.215e-03 ± 1.1 ± 0.3 ± 0.5
45.0–55.0	3.549e-03 ± 1.2 ± 0.7 ± 1.3	3.566e-03 ± 1.2 ± 0.7 ± 1.3	3.461e-03 ± 1.1 ± 0.4 ± 0.6	3.478e-03 ± 1.1 ± 0.4 ± 0.6
55.0–65.0	2.400e-03 ± 1.5 ± 0.6 ± 1.5	2.423e-03 ± 1.5 ± 0.6 ± 1.5	2.295e-03 ± 1.4 ± 0.5 ± 0.7	2.325e-03 ± 1.4 ± 0.5 ± 0.7
65.0–75.0	1.534e-03 ± 1.8 ± 0.9 ± 1.9	1.556e-03 ± 1.8 ± 0.9 ± 2.0	1.499e-03 ± 1.7 ± 0.7 ± 1.4	1.519e-03 ± 1.7 ± 0.7 ± 1.4
75.0–85.0	9.811e-04 ± 2.4 ± 0.8 ± 1.8	9.940e-04 ± 2.4 ± 0.8 ± 1.8	1.020e-03 ± 2.2 ± 1.0 ± 1.5	1.037e-03 ± 2.2 ± 1.0 ± 1.6
85.0–105.0	5.455e-04 ± 2.0 ± 0.6 ± 1.6	5.523e-04 ± 2.0 ± 0.6 ± 1.6	5.396e-04 ± 1.9 ± 0.7 ± 1.3	5.498e-04 ± 1.9 ± 0.7 ± 1.3
105.0–150.0	2.015e-04 ± 2.1 ± 0.8 ± 1.4	2.045e-04 ± 2.1 ± 0.8 ± 1.4	1.935e-04 ± 1.9 ± 0.6 ± 1.3	1.975e-04 ± 1.9 ± 0.6 ± 1.3
150.0–200.0	5.896e-05 ± 3.6 ± 1.6 ± 2.6	5.955e-05 ± 3.6 ± 1.6 ± 2.6	5.369e-05 ± 3.6 ± 1.2 ± 1.6	5.514e-05 ± 3.6 ± 1.2 ± 1.6
200.0–900.0	1.803e-06 ± 5.4 ± 1.8 ± 3.7	1.818e-06 ± 5.4 ± 1.8 ± 3.7	1.692e-06 ± 5.2 ± 1.7 ± 2.4	1.745e-06 ± 5.2 ± 1.7 ± 2.4
			Born	Born
			2.676e-02 ± 0.8 ± 0.4 ± 1.5	2.676e-02 ± 0.8 ± 0.4 ± 1.5
			5.429e-02 ± 0.5 ± 0.3 ± 0.9	5.429e-02 ± 0.5 ± 0.3 ± 0.9
			5.338e-02 ± 0.6 ± 0.3 ± 0.6	5.338e-02 ± 0.6 ± 0.3 ± 0.6
			4.567e-02 ± 0.6 ± 0.3 ± 0.7	4.567e-02 ± 0.6 ± 0.3 ± 0.7
			3.867e-02 ± 0.6 ± 0.3 ± 0.6	3.867e-02 ± 0.6 ± 0.3 ± 0.6
			3.100e-02 ± 0.6 ± 0.3 ± 0.5	3.100e-02 ± 0.6 ± 0.3 ± 0.5
			2.401e-02 ± 0.7 ± 0.3 ± 0.5	2.401e-02 ± 0.7 ± 0.3 ± 0.5
			1.877e-02 ± 0.6 ± 0.3 ± 0.4	1.877e-02 ± 0.6 ± 0.3 ± 0.4
			1.386e-02 ± 0.7 ± 0.3 ± 0.5	1.386e-02 ± 0.7 ± 0.3 ± 0.5
			1.019e-02 ± 0.8 ± 0.4 ± 0.6	1.019e-02 ± 0.8 ± 0.4 ± 0.6
			7.377e-03 ± 0.7 ± 0.3 ± 0.5	7.377e-03 ± 0.7 ± 0.3 ± 0.5
			5.226e-03 ± 0.8 ± 0.3 ± 0.5	5.226e-03 ± 0.8 ± 0.3 ± 0.5
			3.517e-03 ± 0.8 ± 0.3 ± 0.6	3.517e-03 ± 0.8 ± 0.3 ± 0.6
			2.368e-03 ± 1.0 ± 0.4 ± 0.6	2.368e-03 ± 1.0 ± 0.4 ± 0.6
			1.538e-03 ± 1.3 ± 0.6 ± 1.1	1.538e-03 ± 1.3 ± 0.6 ± 1.1
			1.021e-03 ± 1.6 ± 0.6 ± 1.0	1.021e-03 ± 1.6 ± 0.6 ± 1.0
			5.546e-04 ± 1.4 ± 0.5 ± 1.0	5.546e-04 ± 1.4 ± 0.5 ± 1.0
			2.005e-04 ± 1.4 ± 0.5 ± 0.9	2.005e-04 ± 1.4 ± 0.5 ± 0.9
			5.744e-05 ± 2.6 ± 1.0 ± 1.5	5.744e-05 ± 2.6 ± 1.0 ± 1.5
			1.765e-06 ± 3.8 ± 1.2 ± 2.2	1.765e-06 ± 3.8 ± 1.2 ± 2.2

Table 26 The values of $(1/\sigma) d\sigma/dp_T^{\ell\ell}$ in each bin of $p_T^{\ell\ell}$ for the electron and muon channels separately (for various generator-level definitions) and for the Born-level combination in the kinematic region $12 \text{ GeV} \leq m_{\ell\ell} < 20 \text{ GeV}$, $0.0 \leq |y_{\ell\ell}| < 2.4$. The associated statistical and systematic (both uncorrelated and correlated between bins) are provided in percentage form

Bin	$(1/\sigma) d\sigma/dp_T^{\ell\ell} \pm \text{Statistical [\%]} \pm \text{Uncorrelated systematic [\%]} \pm \text{Correlated systematic [\%]}$					
	Electron channel		Muon channel		Combination	
	Dressed	Born	Bare	Dressed	Born	Born
45.0-55.0	2.720e-02 ± 1.9 ± 1.4 ± 2.3	2.719e-02 ± 1.9 ± 1.4 ± 2.3	2.820e-02 ± 1.3 ± 0.3 ± 0.7	2.815e-02 ± 1.3 ± 0.3 ± 1.3	2.807e-02 ± 1.3 ± 0.3 ± 0.7	2.792e-02 ± 1.1 ± 0.4 ± 1.1
55.0-65.0	2.137e-02 ± 2.3 ± 1.6 ± 1.6	2.140e-02 ± 2.3 ± 1.6 ± 1.8	2.166e-02 ± 1.6 ± 0.5 ± 0.5	2.156e-02 ± 1.6 ± 0.5 ± 0.7	2.158e-02 ± 1.6 ± 0.5 ± 0.5	2.150e-02 ± 1.3 ± 0.5 ± 0.8
65.0-75.0	1.526e-02 ± 2.6 ± 2.7 ± 2.9	1.526e-02 ± 2.6 ± 2.7 ± 3.0	1.534e-02 ± 1.9 ± 0.5 ± 0.6	1.532e-02 ± 1.9 ± 0.5 ± 1.3	1.538e-02 ± 1.9 ± 0.5 ± 1.3	1.534e-02 ± 1.6 ± 0.7 ± 1.2
75.0-85.0	1.014e-02 ± 3.2 ± 1.4 ± 1.9	1.014e-02 ± 3.2 ± 1.4 ± 2.1	1.038e-02 ± 2.3 ± 0.7 ± 1.1	1.042e-02 ± 2.3 ± 0.7 ± 1.1	1.044e-02 ± 2.3 ± 0.7 ± 1.1	1.030e-02 ± 1.9 ± 0.7 ± 1.1
85.0-105.0	6.223e-03 ± 2.5 ± 1.1 ± 2.0	6.239e-03 ± 2.5 ± 1.1 ± 2.1	5.958e-03 ± 2.1 ± 0.6 ± 1.1	5.974e-03 ± 2.1 ± 0.6 ± 1.1	5.974e-03 ± 2.1 ± 0.6 ± 1.4	6.042e-03 ± 1.6 ± 0.6 ± 1.3
105.0-150.0	2.116e-03 ± 2.7 ± 1.0 ± 2.2	2.106e-03 ± 2.7 ± 1.0 ± 2.3	2.007e-03 ± 2.4 ± 0.7 ± 1.4	2.023e-03 ± 2.4 ± 0.7 ± 1.4	2.027e-03 ± 2.4 ± 0.7 ± 1.4	2.044e-03 ± 1.8 ± 0.6 ± 1.3
150.0-200.0	5.489e-04 ± 4.7 ± 1.9 ± 3.5	5.472e-04 ± 4.7 ± 1.9 ± 3.7	4.873e-04 ± 4.6 ± 1.7 ± 2.5	4.940e-04 ± 4.6 ± 1.7 ± 2.5	4.897e-04 ± 4.6 ± 1.7 ± 2.6	5.105e-04 ± 3.3 ± 1.2 ± 2.3
200.0-900.0	1.888e-05 ± 9.6 ± 3.0 ± 4.6	1.880e-05 ± 9.6 ± 3.0 ± 4.9	1.467e-05 ± 7.1 ± 1.9 ± 3.4	1.460e-05 ± 7.1 ± 1.9 ± 3.4	1.448e-05 ± 7.1 ± 1.9 ± 4.3	1.574e-05 ± 5.7 ± 1.6 ± 3.5

Table 27 The values of $(1/\sigma) d\sigma/dp_T^{\ell\ell}$ in each bin of $p_T^{\ell\ell}$ for the electron and muon channels separately (for various generator-level definitions) and for the Born-level combination in the kinematic region $20 \text{ GeV} \leq m_{\ell\ell} < 30 \text{ GeV}$, $0.0 \leq |y_{\ell\ell}| < 2.4$. The associated statistical and systematic (both uncorrelated and correlated between bins) are provided in percentage form

Bin	$(1/\sigma) d\sigma/dp_T^{\ell\ell} \pm \text{Statistical [\%]} \pm \text{Uncorrelated systematic [\%]} \pm \text{Correlated systematic [\%]}$					
	Electron channel		Muon channel		Combination	
	Dressed	Born	Bare	Dressed	Born	Born
45.0-55.0	2.771e-02 ± 2.3 ± 0.9 ± 2.2	2.745e-02 ± 2.3 ± 0.9 ± 2.4	2.775e-02 ± 1.6 ± 0.6 ± 1.1	2.766e-02 ± 1.6 ± 0.6 ± 1.1	2.750e-02 ± 1.6 ± 0.6 ± 1.4	2.751e-02 ± 1.3 ± 0.5 ± 1.3
55.0-65.0	2.081e-02 ± 2.7 ± 1.4 ± 1.8	2.085e-02 ± 2.7 ± 1.4 ± 1.8	2.122e-02 ± 1.9 ± 0.7 ± 0.9	2.114e-02 ± 1.9 ± 0.7 ± 0.9	2.134e-02 ± 1.9 ± 0.7 ± 1.3	2.122e-02 ± 1.6 ± 0.6 ± 1.1
65.0-75.0	1.441e-02 ± 3.1 ± 1.3 ± 2.3	1.447e-02 ± 3.1 ± 1.3 ± 2.3	1.475e-02 ± 2.4 ± 1.0 ± 1.5	1.480e-02 ± 2.4 ± 1.0 ± 1.5	1.479e-02 ± 2.4 ± 1.0 ± 1.6	1.468e-02 ± 1.9 ± 0.8 ± 1.3
75.0-85.0	1.048e-02 ± 3.7 ± 1.7 ± 3.1	1.052e-02 ± 3.7 ± 1.7 ± 3.1	1.012e-02 ± 2.9 ± 1.3 ± 2.0	1.010e-02 ± 2.9 ± 1.3 ± 2.0	1.014e-02 ± 2.9 ± 1.3 ± 2.0	1.027e-02 ± 2.3 ± 1.0 ± 1.7
85.0-105.0	6.007e-03 ± 3.0 ± 1.4 ± 3.4	6.029e-03 ± 3.0 ± 1.4 ± 3.4	6.245e-03 ± 2.5 ± 1.2 ± 1.9	6.240e-03 ± 2.5 ± 1.2 ± 1.9	6.245e-03 ± 2.5 ± 1.2 ± 2.0	6.140e-03 ± 1.9 ± 0.9 ± 1.9
105.0-150.0	2.236e-03 ± 3.0 ± 1.4 ± 3.9	2.247e-03 ± 3.0 ± 1.4 ± 3.9	2.176e-03 ± 2.7 ± 1.0 ± 2.1	2.201e-03 ± 2.7 ± 1.0 ± 2.1	2.191e-03 ± 2.7 ± 1.0 ± 2.2	2.199e-03 ± 2.0 ± 0.8 ± 2.1
150.0-200.0	5.916e-04 ± 5.1 ± 2.4 ± 4.8	5.999e-04 ± 5.1 ± 2.4 ± 5.6	5.085e-04 ± 5.3 ± 2.3 ± 3.2	5.107e-04 ± 5.3 ± 2.3 ± 3.2	5.077e-04 ± 5.3 ± 2.3 ± 3.4	5.446e-04 ± 3.7 ± 1.6 ± 3.2
200.0-900.0	2.228e-05 ± 7.0 ± 2.8 ± 5.4	2.208e-05 ± 7.0 ± 2.8 ± 6.2	1.924e-05 ± 6.9 ± 2.7 ± 3.4	1.947e-05 ± 6.9 ± 2.7 ± 3.4	1.923e-05 ± 6.9 ± 2.7 ± 3.4	2.023e-05 ± 5.0 ± 1.9 ± 3.3

Table 28 The values of $(1/\sigma) d\sigma/dp_T^{\ell\ell}$ in each bin of $p_T^{\ell\ell}$ for the electron and muon channels separately (for various generator-level definitions) and for the Born-level combination in the kinematic region $30 \text{ GeV} \leq m_{\ell\ell} < 46 \text{ GeV}$, $0.0 \leq |\gamma_{\ell\ell}| < 2.4$. The associated statistical and systematic (both uncorrelated and correlated between bins) are provided in percentage form

Bin	$(1/\sigma) d\sigma/dp_T^{\ell\ell} \pm \text{Statistical [\%]} \pm \text{Uncorrelated systematic [\%]} \pm \text{Correlated systematic [\%]}$					
	Electron channel			Muon channel		
	Dressed	Born	Bare	Dressed	Born	Bare
45.0–55.0	2.853e–02 ± 2.2 ± 0.6 ± 1.7	2.821e–02 ± 2.2 ± 0.6 ± 2.0	2.974e–02 ± 1.6 ± 0.5 ± 1.1	2.977e–02 ± 1.6 ± 0.5 ± 1.1	2.953e–02 ± 1.6 ± 0.5 ± 1.3	2.909e–02 ± 1.3 ± 0.4 ± 1.2
55.0–65.0	2.153e–02 ± 2.6 ± 1.4 ± 1.4	2.165e–02 ± 2.7 ± 1.4 ± 1.6	2.118e–02 ± 2.0 ± 0.8 ± 1.0	2.119e–02 ± 2.0 ± 0.8 ± 1.0	2.132e–02 ± 2.0 ± 0.8 ± 1.3	2.146e–02 ± 1.6 ± 0.7 ± 1.1
65.0–75.0	1.517e–02 ± 3.3 ± 1.1 ± 1.6	1.529e–02 ± 3.3 ± 1.1 ± 1.7	1.412e–02 ± 2.6 ± 1.1 ± 1.3	1.405e–02 ± 2.6 ± 1.1 ± 1.3	1.410e–02 ± 2.6 ± 1.1 ± 1.3	1.452e–02 ± 2.1 ± 0.8 ± 1.1
75.0–85.0	9.428e–03 ± 4.2 ± 1.5 ± 2.3	9.462e–03 ± 4.2 ± 1.5 ± 2.3	1.001e–02 ± 3.2 ± 1.2 ± 1.6	9.895e–03 ± 3.2 ± 1.2 ± 1.6	9.917e–03 ± 3.2 ± 1.2 ± 2.8	9.763e–03 ± 2.6 ± 0.9 ± 2.0
85.0–105.0	5.793e–03 ± 3.4 ± 1.4 ± 2.5	5.807e–03 ± 3.4 ± 1.4 ± 2.6	5.772e–03 ± 2.9 ± 1.2 ± 1.8	5.799e–03 ± 2.9 ± 1.2 ± 1.8	5.808e–03 ± 2.9 ± 1.2 ± 2.0	5.793e–03 ± 2.2 ± 0.9 ± 1.7
105.0–150.0	2.114e–03 ± 3.3 ± 1.5 ± 3.0	2.118e–03 ± 3.3 ± 1.5 ± 3.0	2.028e–03 ± 3.0 ± 1.1 ± 2.4	2.042e–03 ± 3.0 ± 1.1 ± 2.4	2.053e–03 ± 3.0 ± 1.1 ± 2.4	2.076e–03 ± 2.2 ± 0.9 ± 1.9
150.0–200.0	5.464e–04 ± 5.6 ± 1.7 ± 3.6	5.430e–04 ± 5.6 ± 1.7 ± 4.1	5.930e–04 ± 5.2 ± 2.3 ± 4.3	5.911e–04 ± 5.2 ± 2.3 ± 4.3	5.853e–04 ± 5.2 ± 2.3 ± 4.6	5.617e–04 ± 3.8 ± 1.4 ± 3.5
200.0–900.0	2.155e–05 ± 7.7 ± 5.1 ± 6.0	2.182e–05 ± 7.7 ± 5.1 ± 6.1	1.887e–05 ± 7.7 ± 3.4 ± 7.4	1.923e–05 ± 7.7 ± 3.4 ± 7.4	1.926e–05 ± 7.7 ± 3.4 ± 7.5	2.037e–05 ± 5.4 ± 2.9 ± 5.0

Table 29 The values of $(1/\sigma) d\sigma/dp_T^{\ell\ell}$ in each bin of $p_T^{\ell\ell}$ for the electron and muon channels separately (for various generator-level definitions) and for the Born-level combination in the kinematic region $46 \text{ GeV} \leq m_{\ell\ell} \leq 66 \text{ GeV}$, $0.0 \leq |\eta_{\ell\ell}| < 2.4$. The associated statistical and systematic (both uncorrelated and correlated between bins) are provided in percentage form

Bin	$(1/\sigma) d\sigma/dp_T^{\ell\ell} \pm$ Statistical [%] \pm Uncorrelated systematic [%] \pm Correlated systematic [%]			
	Electron channel		Muon channel	
	Dressed	Born	Bare	Dressed
0.0-2.0	3.886e-02 \pm 1.4 \pm 0.7 \pm 4.5	4.361e-02 \pm 1.4 \pm 0.7 \pm 5.2	3.680e-02 \pm 1.0 \pm 0.3 \pm 4.4	3.927e-02 \pm 1.0 \pm 0.3 \pm 4.4
2.0-4.0	7.415e-02 \pm 1.0 \pm 0.5 \pm 1.3	8.265e-02 \pm 1.0 \pm 0.5 \pm 3.1	6.865e-02 \pm 0.7 \pm 0.3 \pm 0.8	7.302e-02 \pm 0.7 \pm 0.3 \pm 0.8
4.0-6.0	6.674e-02 \pm 1.0 \pm 0.5 \pm 1.1	7.307e-02 \pm 1.0 \pm 0.5 \pm 2.7	6.451e-02 \pm 0.7 \pm 0.3 \pm 0.7	6.764e-02 \pm 0.7 \pm 0.3 \pm 0.7
6.0-8.0	5.417e-02 \pm 1.1 \pm 0.5 \pm 0.9	5.822e-02 \pm 1.1 \pm 0.5 \pm 2.0	5.296e-02 \pm 0.8 \pm 0.3 \pm 0.8	5.484e-02 \pm 0.8 \pm 0.3 \pm 0.8
8.0-10.0	4.119e-02 \pm 1.3 \pm 0.5 \pm 1.1	4.293e-02 \pm 1.3 \pm 0.5 \pm 1.6	4.097e-02 \pm 0.9 \pm 0.4 \pm 0.8	4.163e-02 \pm 0.9 \pm 0.4 \pm 0.8
10.0-13.0	3.160e-02 \pm 1.1 \pm 0.4 \pm 1.4	3.175e-02 \pm 1.1 \pm 0.4 \pm 2.0	3.180e-02 \pm 0.8 \pm 0.3 \pm 0.9	3.166e-02 \pm 0.8 \pm 0.3 \pm 0.9
13.0-16.0	2.289e-02 \pm 1.3 \pm 0.5 \pm 1.5	2.152e-02 \pm 1.3 \pm 0.5 \pm 1.9	2.374e-02 \pm 0.9 \pm 0.3 \pm 0.9	2.283e-02 \pm 0.9 \pm 0.3 \pm 0.9
16.0-20.0	1.705e-02 \pm 1.3 \pm 0.5 \pm 1.3	1.438e-02 \pm 1.3 \pm 0.5 \pm 2.2	1.904e-02 \pm 0.9 \pm 0.3 \pm 0.9	1.738e-02 \pm 0.9 \pm 0.3 \pm 0.9
20.0-25.0	1.254e-02 \pm 1.2 \pm 0.5 \pm 1.2	9.316e-03 \pm 1.2 \pm 0.5 \pm 1.7	1.432e-02 \pm 0.8 \pm 0.4 \pm 1.1	1.254e-02 \pm 0.8 \pm 0.4 \pm 1.1
25.0-30.0	7.907e-03 \pm 1.5 \pm 0.7 \pm 1.5	6.033e-03 \pm 1.5 \pm 0.7 \pm 1.7	8.560e-03 \pm 1.1 \pm 0.5 \pm 1.2	7.862e-03 \pm 1.1 \pm 0.5 \pm 1.2
30.0-37.0	4.606e-03 \pm 1.6 \pm 0.8 \pm 1.8	3.857e-03 \pm 1.6 \pm 0.8 \pm 2.6	4.580e-03 \pm 1.2 \pm 0.6 \pm 1.5	4.428e-03 \pm 1.2 \pm 0.6 \pm 1.5
37.0-45.0	2.797e-03 \pm 2.0 \pm 1.0 \pm 2.1	2.515e-03 \pm 2.0 \pm 1.0 \pm 2.5	2.844e-03 \pm 1.5 \pm 0.7 \pm 2.0	2.784e-03 \pm 1.5 \pm 0.7 \pm 2.0
45.0-55.0	1.915e-03 \pm 2.1 \pm 1.0 \pm 2.3	1.781e-03 \pm 2.1 \pm 1.0 \pm 2.7	1.859e-03 \pm 1.6 \pm 0.6 \pm 2.0	1.819e-03 \pm 1.6 \pm 0.6 \pm 2.0
55.0-65.0	1.213e-03 \pm 2.8 \pm 1.2 \pm 2.8	1.139e-03 \pm 2.8 \pm 1.2 \pm 3.1	1.262e-03 \pm 2.2 \pm 0.8 \pm 2.1	1.236e-03 \pm 2.2 \pm 0.8 \pm 2.1
65.0-75.0	8.436e-04 \pm 3.4 \pm 1.5 \pm 3.4	7.991e-04 \pm 3.4 \pm 1.5 \pm 3.5	8.045e-04 \pm 2.8 \pm 1.0 \pm 2.2	7.838e-04 \pm 2.8 \pm 1.0 \pm 2.2
75.0-85.0	6.112e-04 \pm 4.0 \pm 1.8 \pm 3.8	5.812e-04 \pm 4.0 \pm 1.8 \pm 4.4	5.686e-04 \pm 3.4 \pm 1.3 \pm 2.5	5.533e-04 \pm 3.4 \pm 1.3 \pm 2.5
85.0-105.0	3.534e-04 \pm 3.4 \pm 0.9 \pm 3.8	3.374e-04 \pm 3.4 \pm 0.9 \pm 4.0	3.460e-04 \pm 2.9 \pm 1.0 \pm 2.4	3.396e-04 \pm 2.9 \pm 1.0 \pm 2.4
105.0-150.0	1.279e-04 \pm 3.5 \pm 1.3 \pm 4.3	1.225e-04 \pm 3.5 \pm 1.3 \pm 4.8	1.250e-04 \pm 3.1 \pm 1.0 \pm 2.1	1.229e-04 \pm 3.1 \pm 1.0 \pm 2.1
150.0-200.0	3.507e-05 \pm 3.6 \pm 1.6 \pm 4.4	3.436e-05 \pm 3.6 \pm 1.6 \pm 4.4	3.548e-05 \pm 5.1 \pm 1.8 \pm 2.4	3.488e-05 \pm 5.1 \pm 1.8 \pm 2.4
200.0-900.0	1.279e-06 \pm 7.5 \pm 2.3 \pm 6.0	1.240e-06 \pm 7.5 \pm 2.3 \pm 6.1	1.361e-06 \pm 6.7 \pm 2.6 \pm 3.2	1.315e-06 \pm 6.7 \pm 2.6 \pm 3.2

Table 30 The values of $(1/\sigma)d\sigma/dp_T^{e\ell}$ in each bin of $p_T^{e\ell}$ for the electron and muon channels separately (for various generator-level definitions) and for the Born-level combination in the kinematic region $66 \text{ GeV} \leq m_{e\ell} < 116 \text{ GeV}$, $0.0 \leq |\nu_{e\ell}| < 2.4$. The associated statistical and systematic (both uncorrelated and correlated between bins) are provided in percentage form

Bin	$(1/\sigma)d\sigma/dp_T^{e\ell} \pm \text{Statistical [\%]} \pm \text{Uncorrelated systematic [\%]} \pm \text{Correlated systematic [\%]}$			Muon channel			Combination		
	Electron channel			Bare			Born		
	Dressed	Born	Born	Bare	Dressed	Born	Born	Born	Born
0.0–2.0	2.608e–02 ± 0.3 ± 0.1 ± 0.9	2.677e–02 ± 0.3 ± 0.1 ± 0.9	2.677e–02 ± 0.2 ± 0.1 ± 0.9	2.568e–02 ± 0.2 ± 0.1 ± 0.9	2.626e–02 ± 0.2 ± 0.1 ± 0.9	2.696e–02 ± 0.2 ± 0.1 ± 0.9	2.669e–02 ± 0.2 ± 0.1 ± 0.5		
2.0–4.0	5.441e–02 ± 0.2 ± 0.1 ± 0.5	5.533e–02 ± 0.2 ± 0.1 ± 0.6	5.533e–02 ± 0.2 ± 0.1 ± 0.6	5.337e–02 ± 0.1 ± 0.1 ± 0.3	5.428e–02 ± 0.1 ± 0.1 ± 0.3	5.541e–02 ± 0.2 ± 0.1 ± 0.4	5.545e–02 ± 0.1 ± 0.1 ± 0.2		
4.0–6.0	5.505e–02 ± 0.2 ± 0.1 ± 0.3	5.560e–02 ± 0.2 ± 0.1 ± 0.3	5.560e–02 ± 0.2 ± 0.1 ± 0.3	5.483e–02 ± 0.1 ± 0.1 ± 0.4	5.525e–02 ± 0.1 ± 0.1 ± 0.5	5.579e–02 ± 0.1 ± 0.1 ± 0.5	5.590e–02 ± 0.1 ± 0.1 ± 0.3		
6.0–8.0	4.831e–02 ± 0.2 ± 0.1 ± 0.4	4.831e–02 ± 0.2 ± 0.1 ± 0.5	4.831e–02 ± 0.2 ± 0.1 ± 0.5	4.856e–02 ± 0.2 ± 0.1 ± 0.2	4.851e–02 ± 0.2 ± 0.1 ± 0.2	4.851e–02 ± 0.2 ± 0.1 ± 0.6	4.847e–02 ± 0.1 ± 0.1 ± 0.3		
8.0–10.0	4.084e–02 ± 0.2 ± 0.1 ± 0.2	4.052e–02 ± 0.2 ± 0.1 ± 0.5	4.052e–02 ± 0.2 ± 0.1 ± 0.5	4.115e–02 ± 0.2 ± 0.1 ± 0.2	4.085e–02 ± 0.2 ± 0.1 ± 0.2	4.055e–02 ± 0.2 ± 0.1 ± 0.6	4.047e–02 ± 0.1 ± 0.1 ± 0.3		
10.0–12.0	3.429e–02 ± 0.2 ± 0.1 ± 0.2	3.389e–02 ± 0.2 ± 0.1 ± 0.3	3.389e–02 ± 0.2 ± 0.1 ± 0.3	3.458e–02 ± 0.2 ± 0.1 ± 0.2	3.420e–02 ± 0.2 ± 0.1 ± 0.2	3.378e–02 ± 0.2 ± 0.1 ± 0.4	3.384e–02 ± 0.1 ± 0.1 ± 0.2		
12.0–14.0	2.881e–02 ± 0.2 ± 0.1 ± 0.3	2.838e–02 ± 0.2 ± 0.1 ± 0.3	2.838e–02 ± 0.2 ± 0.1 ± 0.3	2.919e–02 ± 0.2 ± 0.1 ± 0.2	2.878e–02 ± 0.2 ± 0.1 ± 0.2	2.835e–02 ± 0.2 ± 0.1 ± 0.3	2.838e–02 ± 0.2 ± 0.1 ± 0.2		
14.0–16.0	2.431e–02 ± 0.3 ± 0.1 ± 0.3	2.393e–02 ± 0.3 ± 0.1 ± 0.3	2.393e–02 ± 0.3 ± 0.1 ± 0.3	2.479e–02 ± 0.2 ± 0.1 ± 0.2	2.443e–02 ± 0.2 ± 0.1 ± 0.2	2.403e–02 ± 0.2 ± 0.1 ± 0.2	2.404e–02 ± 0.2 ± 0.1 ± 0.1		
16.0–18.0	2.076e–02 ± 0.3 ± 0.1 ± 0.2	2.041e–02 ± 0.3 ± 0.1 ± 0.2	2.041e–02 ± 0.3 ± 0.1 ± 0.2	2.109e–02 ± 0.2 ± 0.1 ± 0.2	2.077e–02 ± 0.2 ± 0.1 ± 0.2	2.042e–02 ± 0.2 ± 0.1 ± 0.2	2.043e–02 ± 0.2 ± 0.1 ± 0.1		
18.0–20.0	1.782e–02 ± 0.3 ± 0.2 ± 0.3	1.755e–02 ± 0.3 ± 0.2 ± 0.3	1.755e–02 ± 0.3 ± 0.2 ± 0.3	1.805e–02 ± 0.3 ± 0.1 ± 0.2	1.781e–02 ± 0.3 ± 0.1 ± 0.2	1.754e–02 ± 0.3 ± 0.1 ± 0.2	1.756e–02 ± 0.2 ± 0.1 ± 0.2		
20.0–22.5	1.510e–02 ± 0.3 ± 0.1 ± 0.3	1.490e–02 ± 0.3 ± 0.1 ± 0.3	1.490e–02 ± 0.3 ± 0.1 ± 0.3	1.520e–02 ± 0.3 ± 0.1 ± 0.3	1.503e–02 ± 0.3 ± 0.1 ± 0.3	1.485e–02 ± 0.3 ± 0.1 ± 0.3	1.488e–02 ± 0.2 ± 0.1 ± 0.2		
22.5–25.0	1.259e–02 ± 0.3 ± 0.2 ± 0.4	1.247e–02 ± 0.3 ± 0.2 ± 0.4	1.247e–02 ± 0.3 ± 0.2 ± 0.4	1.275e–02 ± 0.3 ± 0.1 ± 0.2	1.266e–02 ± 0.3 ± 0.1 ± 0.2	1.253e–02 ± 0.3 ± 0.1 ± 0.2	1.251e–02 ± 0.2 ± 0.1 ± 0.2		
25.0–27.5	1.072e–02 ± 0.4 ± 0.2 ± 0.4	1.065e–02 ± 0.4 ± 0.2 ± 0.4	1.065e–02 ± 0.4 ± 0.2 ± 0.4	1.074e–02 ± 0.3 ± 0.1 ± 0.3	1.068e–02 ± 0.3 ± 0.1 ± 0.3	1.061e–02 ± 0.3 ± 0.1 ± 0.3	1.062e–02 ± 0.2 ± 0.1 ± 0.2		
27.5–30.0	9.172e–03 ± 0.4 ± 0.2 ± 0.5	9.124e–03 ± 0.4 ± 0.2 ± 0.5	9.124e–03 ± 0.4 ± 0.2 ± 0.5	9.089e–03 ± 0.3 ± 0.1 ± 0.3	9.064e–03 ± 0.3 ± 0.1 ± 0.3	9.014e–03 ± 0.3 ± 0.1 ± 0.3	9.062e–03 ± 0.3 ± 0.1 ± 0.2		
30.0–33.0	7.677e–03 ± 0.4 ± 0.2 ± 0.4	7.657e–03 ± 0.4 ± 0.2 ± 0.4	7.657e–03 ± 0.4 ± 0.2 ± 0.4	7.721e–03 ± 0.3 ± 0.1 ± 0.3	7.709e–03 ± 0.3 ± 0.1 ± 0.3	7.687e–03 ± 0.3 ± 0.1 ± 0.3	7.677e–03 ± 0.2 ± 0.1 ± 0.2		
33.0–36.0	6.558e–03 ± 0.4 ± 0.2 ± 0.5	6.552e–03 ± 0.4 ± 0.2 ± 0.5	6.552e–03 ± 0.4 ± 0.2 ± 0.5	6.536e–03 ± 0.3 ± 0.2 ± 0.3	6.541e–03 ± 0.3 ± 0.2 ± 0.3	6.536e–03 ± 0.3 ± 0.2 ± 0.4	6.534e–03 ± 0.3 ± 0.1 ± 0.2		
36.0–39.0	5.537e–03 ± 0.4 ± 0.2 ± 0.6	5.536e–03 ± 0.4 ± 0.2 ± 0.6	5.536e–03 ± 0.4 ± 0.2 ± 0.6	5.476e–03 ± 0.4 ± 0.2 ± 0.3	5.487e–03 ± 0.4 ± 0.2 ± 0.3	5.491e–03 ± 0.4 ± 0.2 ± 0.3	5.507e–03 ± 0.3 ± 0.1 ± 0.2		
39.0–42.0	4.745e–03 ± 0.5 ± 0.2 ± 0.6	4.754e–03 ± 0.5 ± 0.2 ± 0.6	4.754e–03 ± 0.5 ± 0.2 ± 0.6	4.712e–03 ± 0.4 ± 0.2 ± 0.3	4.728e–03 ± 0.4 ± 0.2 ± 0.3	4.734e–03 ± 0.4 ± 0.2 ± 0.3	4.738e–03 ± 0.3 ± 0.1 ± 0.2		
42.0–45.0	4.085e–03 ± 0.5 ± 0.3 ± 0.7	4.100e–03 ± 0.5 ± 0.3 ± 0.7	4.100e–03 ± 0.5 ± 0.3 ± 0.7	4.066e–03 ± 0.4 ± 0.2 ± 0.3	4.086e–03 ± 0.4 ± 0.2 ± 0.3	4.098e–03 ± 0.4 ± 0.2 ± 0.3	4.094e–03 ± 0.3 ± 0.2 ± 0.3		
45.0–48.0	3.557e–03 ± 0.6 ± 0.3 ± 0.7	3.570e–03 ± 0.6 ± 0.3 ± 0.7	3.570e–03 ± 0.6 ± 0.3 ± 0.7	3.519e–03 ± 0.5 ± 0.2 ± 0.4	3.541e–03 ± 0.5 ± 0.2 ± 0.4	3.555e–03 ± 0.5 ± 0.2 ± 0.4	3.558e–03 ± 0.4 ± 0.2 ± 0.3		
48.0–51.0	3.060e–03 ± 0.6 ± 0.3 ± 0.7	3.072e–03 ± 0.6 ± 0.3 ± 0.8	3.072e–03 ± 0.6 ± 0.3 ± 0.8	3.009e–03 ± 0.5 ± 0.2 ± 0.4	3.027e–03 ± 0.5 ± 0.2 ± 0.4	3.041e–03 ± 0.5 ± 0.2 ± 0.5	3.050e–03 ± 0.4 ± 0.2 ± 0.3		
51.0–54.0	2.706e–03 ± 0.6 ± 0.4 ± 0.9	2.720e–03 ± 0.6 ± 0.4 ± 0.9	2.720e–03 ± 0.6 ± 0.4 ± 0.9	2.640e–03 ± 0.6 ± 0.2 ± 0.5	2.660e–03 ± 0.6 ± 0.2 ± 0.5	2.676e–03 ± 0.6 ± 0.2 ± 0.5	2.690e–03 ± 0.4 ± 0.2 ± 0.4		
54.0–57.0	2.358e–03 ± 0.7 ± 0.4 ± 0.9	2.378e–03 ± 0.7 ± 0.4 ± 0.9	2.378e–03 ± 0.7 ± 0.4 ± 0.9	2.302e–03 ± 0.6 ± 0.2 ± 0.4	2.322e–03 ± 0.6 ± 0.2 ± 0.4	2.339e–03 ± 0.6 ± 0.2 ± 0.4	2.350e–03 ± 0.5 ± 0.2 ± 0.3		
57.0–61.0	2.011e–03 ± 0.6 ± 0.3 ± 0.8	2.025e–03 ± 0.6 ± 0.3 ± 0.8	2.025e–03 ± 0.6 ± 0.3 ± 0.8	2.017e–03 ± 0.5 ± 0.3 ± 0.4	2.036e–03 ± 0.5 ± 0.3 ± 0.4	2.051e–03 ± 0.5 ± 0.3 ± 0.4	2.038e–03 ± 0.5 ± 0.2 ± 0.3		
61.0–65.0	1.702e–03 ± 0.7 ± 0.3 ± 1.0	1.715e–03 ± 0.7 ± 0.3 ± 1.0	1.715e–03 ± 0.7 ± 0.3 ± 1.0	1.665e–03 ± 0.6 ± 0.2 ± 0.4	1.683e–03 ± 0.6 ± 0.2 ± 0.4	1.698e–03 ± 0.6 ± 0.2 ± 0.4	1.704e–03 ± 0.5 ± 0.2 ± 0.4		
65.0–70.0	1.440e–03 ± 0.6 ± 0.3 ± 1.0	1.454e–03 ± 0.6 ± 0.3 ± 1.0	1.454e–03 ± 0.6 ± 0.3 ± 1.0	1.400e–03 ± 0.6 ± 0.2 ± 0.4	1.417e–03 ± 0.6 ± 0.2 ± 0.4	1.429e–03 ± 0.6 ± 0.2 ± 0.4	1.438e–03 ± 0.4 ± 0.2 ± 0.4		
70.0–75.0	1.138e–03 ± 0.7 ± 0.3 ± 1.2	1.149e–03 ± 0.7 ± 0.3 ± 1.2	1.149e–03 ± 0.7 ± 0.3 ± 1.2	1.131e–03 ± 0.7 ± 0.3 ± 0.5	1.144e–03 ± 0.7 ± 0.3 ± 0.5	1.156e–03 ± 0.7 ± 0.3 ± 0.6	1.151e–03 ± 0.5 ± 0.2 ± 0.5		
75.0–80.0	9.443e–04 ± 0.8 ± 0.4 ± 1.1	9.550e–04 ± 0.8 ± 0.4 ± 1.1	9.550e–04 ± 0.8 ± 0.4 ± 1.1	9.420e–04 ± 0.7 ± 0.3 ± 0.6	9.545e–04 ± 0.7 ± 0.3 ± 0.6	9.645e–04 ± 0.7 ± 0.3 ± 0.6	9.582e–04 ± 0.5 ± 0.3 ± 0.5		
80.0–85.0	7.761e–04 ± 0.9 ± 0.5 ± 1.2	7.837e–04 ± 0.9 ± 0.5 ± 1.2	7.837e–04 ± 0.9 ± 0.5 ± 1.2	7.617e–04 ± 0.8 ± 0.4 ± 0.7	7.721e–04 ± 0.8 ± 0.4 ± 0.7	7.808e–04 ± 0.8 ± 0.4 ± 0.7	7.810e–04 ± 0.6 ± 0.3 ± 0.5		
85.0–95.0	5.740e–04 ± 0.6 ± 0.3 ± 0.9	5.794e–04 ± 0.6 ± 0.3 ± 0.9	5.794e–04 ± 0.6 ± 0.3 ± 0.9	5.691e–04 ± 0.6 ± 0.2 ± 0.5	5.771e–04 ± 0.6 ± 0.2 ± 0.5	5.826e–04 ± 0.6 ± 0.2 ± 0.5	5.811e–04 ± 0.4 ± 0.2 ± 0.4		
95.0–105.0	4.122e–04 ± 0.7 ± 0.3 ± 1.0	4.158e–04 ± 0.7 ± 0.3 ± 1.0	4.158e–04 ± 0.7 ± 0.3 ± 1.0	3.992e–04 ± 0.7 ± 0.2 ± 0.5	4.044e–04 ± 0.7 ± 0.2 ± 0.5	4.082e–04 ± 0.7 ± 0.2 ± 0.5	4.114e–04 ± 0.5 ± 0.2 ± 0.4		
105.0–125.0	2.591e–04 ± 0.6 ± 0.3 ± 0.9	2.612e–04 ± 0.6 ± 0.3 ± 0.9	2.612e–04 ± 0.6 ± 0.3 ± 0.9	2.523e–04 ± 0.6 ± 0.2 ± 0.4	2.562e–04 ± 0.6 ± 0.2 ± 0.4	2.584e–04 ± 0.6 ± 0.2 ± 0.4	2.593e–04 ± 0.4 ± 0.2 ± 0.4		
125.0–150.0	1.337e–04 ± 0.7 ± 0.3 ± 0.9	1.347e–04 ± 0.7 ± 0.3 ± 0.9	1.347e–04 ± 0.7 ± 0.3 ± 0.9	1.316e–04 ± 0.7 ± 0.2 ± 0.4	1.337e–04 ± 0.7 ± 0.2 ± 0.4	1.347e–04 ± 0.7 ± 0.2 ± 0.4	1.346e–04 ± 0.5 ± 0.2 ± 0.4		
150.0–175.0	6.769e–05 ± 1.0 ± 0.4 ± 1.0	6.816e–05 ± 1.0 ± 0.4 ± 1.0	6.816e–05 ± 1.0 ± 0.4 ± 1.0	6.974e–05 ± 1.0 ± 0.4 ± 0.5	7.115e–05 ± 1.0 ± 0.4 ± 0.5	7.163e–05 ± 1.0 ± 0.4 ± 0.6	6.980e–05 ± 0.7 ± 0.3 ± 0.5		
175.0–200.0	3.840e–05 ± 1.3 ± 0.5 ± 1.3	3.865e–05 ± 1.3 ± 0.5 ± 1.3	3.865e–05 ± 1.3 ± 0.5 ± 1.3	3.668e–05 ± 1.5 ± 0.7 ± 0.8	3.744e–05 ± 1.5 ± 0.7 ± 0.8	3.769e–05 ± 1.5 ± 0.7 ± 0.8	3.809e–05 ± 1.0 ± 0.4 ± 0.6		
200.0–250.0	1.753e–05 ± 1.3 ± 0.5 ± 1.5	1.766e–05 ± 1.3 ± 0.5 ± 1.6	1.766e–05 ± 1.3 ± 0.5 ± 1.6	1.725e–05 ± 1.4 ± 0.6 ± 0.8	1.762e–05 ± 1.4 ± 0.6 ± 0.8	1.772e–05 ± 1.4 ± 0.6 ± 0.8	1.769e–05 ± 0.9 ± 0.4 ± 0.7		

Table 30 continued

Bin	$(1/\sigma) d\sigma/dp_T^{\ell\ell} \pm$ Statistical [%] \pm Uncorrelated systematic [%] \pm Correlated systematic [%]											
	Electron channel				Muon channel				Combination			
	Dressed		Born		Bare		Dressed		Born		Born	
250.0–300.0	6.578e–06	$\pm 2.1 \pm 0.7 \pm 2.2$	6.591e–06	$\pm 2.1 \pm 0.7 \pm 2.2$	6.569e–06	$\pm 2.4 \pm 1.1 \pm 1.4$	6.756e–06	$\pm 2.4 \pm 1.1 \pm 1.4$	6.793e–06	$\pm 2.4 \pm 1.1 \pm 1.5$	6.658e–06	$\pm 1.6 \pm 0.6 \pm 1.0$
300.0–350.0	2.813e–06	$\pm 3.3 \pm 1.2 \pm 2.8$	2.814e–06	$\pm 3.3 \pm 1.2 \pm 2.8$	2.653e–06	$\pm 4.2 \pm 2.0 \pm 3.1$	2.735e–06	$\pm 4.2 \pm 2.0 \pm 3.1$	2.747e–06	$\pm 4.2 \pm 2.0 \pm 3.1$	2.789e–06	$\pm 2.6 \pm 1.1 \pm 1.6$
350.0–400.0	1.194e–06	$\pm 4.9 \pm 1.7 \pm 2.2$	1.207e–06	$\pm 4.9 \pm 1.7 \pm 2.3$	1.172e–06	$\pm 6.6 \pm 3.1 \pm 4.8$	1.228e–06	$\pm 6.6 \pm 3.1 \pm 4.8$	1.227e–06	$\pm 6.6 \pm 3.1 \pm 4.9$	1.217e–06	$\pm 4.0 \pm 1.5 \pm 2.0$
400.0–470.0	5.587e–07	$\pm 6.2 \pm 1.9 \pm 4.6$	5.537e–07	$\pm 6.2 \pm 1.9 \pm 4.8$	5.578e–07	$\pm 8.0 \pm 3.9 \pm 4.6$	5.711e–07	$\pm 8.0 \pm 3.9 \pm 4.6$	5.698e–07	$\pm 8.0 \pm 3.9 \pm 4.6$	5.565e–07	$\pm 4.9 \pm 1.8 \pm 2.6$
470.0–550.0	1.882e–07	$\pm 9.6 \pm 2.6 \pm 4.1$	1.868e–07	$\pm 9.6 \pm 2.6 \pm 4.1$	2.055e–07	$\pm 12.7 \pm 7.5 \pm 9.0$	2.118e–07	$\pm 12.7 \pm 7.5 \pm 9.0$	2.113e–07	$\pm 12.7 \pm 7.5 \pm 9.1$	1.920e–07	$\pm 7.7 \pm 2.9 \pm 3.5$
550.0–650.0	6.450e–08	$\pm 14.1 \pm 3.8 \pm 6.6$	6.470e–08	$\pm 14.1 \pm 3.8 \pm 6.6$	8.090e–08	$\pm 17.4 \pm 10.2 \pm 16.6$	8.540e–08	$\pm 17.4 \pm 10.2 \pm 16.6$	8.560e–08	$\pm 17.4 \pm 10.2 \pm 16.9$	7.065e–08	$\pm 11.1 \pm 4.1 \pm 5.8$
650.0–900.0	1.500e–08	$\pm 17.9 \pm 4.8 \pm 7.8$	1.530e–08	$\pm 17.9 \pm 4.8 \pm 8.3$	6.800e–09	$\pm 42.2 \pm 20.3 \pm 25.7$	7.000e–09	$\pm 42.2 \pm 20.3 \pm 25.7$	6.900e–09	$\pm 42.2 \pm 20.3 \pm 25.7$	1.386e–08	$\pm 16.0 \pm 5.9 \pm 7.3$

Table 31 The values of $(1/\sigma) d\sigma/dp_T^{\ell\ell}$ in each bin of $p_T^{\ell\ell}$ for the electron and muon channels separately (for various generator-level definitions) and for the Born-level combination in the kinematic region $116 \text{ GeV} \leq m_{\ell\ell} < 150 \text{ GeV}$, $0.0 \leq |y_{\ell\ell}| < 2.4$. The associated statistical and systematic (both uncorrelated and correlated between bins) are provided in percentage form

Bin	$(1/\sigma) d\sigma/dp_T^{\ell\ell} \pm \text{Statistical} [\%] \pm \text{Uncorrelated systematic} [\%] \pm \text{Correlated systematic} [\%]$					
	Electron channel			Muon channel		
	Dressed	Born	Correlated systematic [%]	Bare	Dressed	Born
0.0-2.0	2.181e-02 ± 3.0 ± 1.3 ± 4.4	2.228e-02 ± 3.0 ± 1.3 ± 4.4	1.967e-02 ± 2.7 ± 1.4 ± 5.0	2.023e-02 ± 2.7 ± 1.4 ± 5.0	2.071e-02 ± 2.7 ± 1.4 ± 5.1	2.130e-02 ± 2.0 ± 1.0 ± 4.3
2.0-4.0	4.492e-02 ± 1.9 ± 0.9 ± 1.8	4.572e-02 ± 1.9 ± 0.9 ± 1.8	4.413e-02 ± 1.7 ± 0.8 ± 1.2	4.488e-02 ± 1.7 ± 0.8 ± 1.2	4.597e-02 ± 1.7 ± 0.8 ± 1.2	4.563e-02 ± 1.2 ± 0.6 ± 1.1
4.0-6.0	4.604e-02 ± 1.9 ± 0.9 ± 1.4	4.659e-02 ± 1.9 ± 0.9 ± 1.4	4.842e-02 ± 1.6 ± 0.9 ± 1.1	4.882e-02 ± 1.6 ± 0.9 ± 1.1	4.949e-02 ± 1.6 ± 0.9 ± 1.5	4.826e-02 ± 1.2 ± 0.6 ± 1.0
6.0-8.0	4.296e-02 ± 1.9 ± 0.9 ± 1.3	4.332e-02 ± 1.9 ± 0.9 ± 1.3	4.296e-02 ± 1.6 ± 0.8 ± 1.4	4.326e-02 ± 1.6 ± 0.8 ± 1.4	4.336e-02 ± 1.6 ± 0.8 ± 1.4	4.306e-02 ± 1.2 ± 0.6 ± 1.0
8.0-10.0	3.850e-02 ± 2.1 ± 1.0 ± 1.4	3.849e-02 ± 2.1 ± 1.0 ± 1.5	3.792e-02 ± 1.9 ± 0.8 ± 1.6	3.804e-02 ± 1.9 ± 0.8 ± 1.6	3.818e-02 ± 1.9 ± 0.8 ± 1.6	3.838e-02 ± 1.4 ± 0.6 ± 1.1
10.0-13.0	3.035e-02 ± 1.9 ± 0.9 ± 1.2	3.029e-02 ± 1.9 ± 0.9 ± 1.3	3.097e-02 ± 1.7 ± 0.8 ± 1.0	3.081e-02 ± 1.7 ± 0.8 ± 1.0	3.067e-02 ± 1.7 ± 0.8 ± 1.5	3.049e-02 ± 1.3 ± 0.6 ± 1.1
13.0-16.0	2.439e-02 ± 2.2 ± 0.9 ± 1.4	2.430e-02 ± 2.2 ± 0.9 ± 1.4	2.572e-02 ± 1.8 ± 0.8 ± 1.1	2.552e-02 ± 1.8 ± 0.8 ± 1.1	2.537e-02 ± 1.8 ± 0.8 ± 1.1	2.479e-02 ± 1.4 ± 0.6 ± 0.9
16.0-20.0	1.889e-02 ± 2.0 ± 0.9 ± 1.4	1.873e-02 ± 2.0 ± 0.9 ± 1.4	1.974e-02 ± 1.8 ± 0.8 ± 1.0	1.956e-02 ± 1.8 ± 0.8 ± 1.0	1.941e-02 ± 1.8 ± 0.8 ± 1.0	1.912e-02 ± 1.3 ± 0.6 ± 0.9
20.0-25.0	1.479e-02 ± 1.9 ± 0.9 ± 1.3	1.468e-02 ± 1.9 ± 0.9 ± 1.3	1.477e-02 ± 1.7 ± 0.8 ± 1.1	1.463e-02 ± 1.7 ± 0.8 ± 1.1	1.447e-02 ± 1.7 ± 0.8 ± 1.1	1.453e-02 ± 1.3 ± 0.6 ± 0.9
25.0-30.0	1.076e-02 ± 2.3 ± 1.0 ± 1.5	1.067e-02 ± 2.3 ± 1.0 ± 1.7	1.096e-02 ± 2.0 ± 0.9 ± 1.2	1.084e-02 ± 2.0 ± 0.9 ± 1.2	1.074e-02 ± 2.0 ± 0.9 ± 1.3	1.074e-02 ± 1.5 ± 0.7 ± 1.1
30.0-37.0	7.884e-03 ± 2.3 ± 1.2 ± 1.6	7.767e-03 ± 2.3 ± 1.2 ± 1.7	8.028e-03 ± 1.9 ± 0.6 ± 1.1	7.948e-03 ± 1.9 ± 0.6 ± 1.1	7.892e-03 ± 1.9 ± 0.6 ± 1.2	7.864e-03 ± 1.5 ± 0.6 ± 1.1
37.0-45.0	5.685e-03 ± 2.3 ± 1.2 ± 1.5	5.620e-03 ± 2.3 ± 1.2 ± 1.5	5.688e-03 ± 2.1 ± 0.8 ± 1.5	5.628e-03 ± 2.1 ± 0.8 ± 1.5	5.560e-03 ± 2.1 ± 0.8 ± 1.5	5.611e-03 ± 1.6 ± 0.7 ± 1.2
45.0-55.0	4.160e-03 ± 2.4 ± 1.1 ± 1.8	4.130e-03 ± 2.4 ± 1.1 ± 1.8	3.590e-03 ± 2.5 ± 1.0 ± 2.3	3.573e-03 ± 2.5 ± 1.0 ± 2.3	3.540e-03 ± 2.5 ± 1.0 ± 2.3	3.842e-03 ± 1.7 ± 0.7 ± 1.6
55.0-65.0	2.592e-03 ± 3.3 ± 1.2 ± 2.9	2.585e-03 ± 3.3 ± 1.2 ± 2.9	2.614e-03 ± 3.1 ± 1.2 ± 2.8	2.604e-03 ± 3.1 ± 1.2 ± 2.8	2.576e-03 ± 3.1 ± 1.2 ± 2.8	2.597e-03 ± 2.2 ± 0.9 ± 2.2
65.0-75.0	1.870e-03 ± 3.9 ± 1.8 ± 3.2	1.858e-03 ± 3.9 ± 1.8 ± 3.2	1.706e-03 ± 4.2 ± 1.7 ± 4.0	1.691e-03 ± 4.2 ± 1.7 ± 4.0	1.680e-03 ± 4.2 ± 1.7 ± 4.1	1.777e-03 ± 2.9 ± 1.2 ± 2.8
75.0-85.0	1.267e-03 ± 5.0 ± 2.4 ± 3.8	1.248e-03 ± 5.0 ± 2.4 ± 3.9	1.322e-03 ± 4.8 ± 2.1 ± 3.7	1.325e-03 ± 4.8 ± 2.1 ± 3.7	1.309e-03 ± 4.8 ± 2.1 ± 3.7	1.279e-03 ± 3.5 ± 1.6 ± 3.2
85.0-105.0	8.973e-04 ± 3.9 ± 1.2 ± 3.1	8.907e-04 ± 3.9 ± 1.2 ± 3.1	8.350e-04 ± 3.9 ± 1.2 ± 3.1	8.311e-04 ± 3.9 ± 1.2 ± 3.1	8.263e-04 ± 3.9 ± 1.2 ± 3.2	8.626e-04 ± 2.7 ± 0.9 ± 2.9
105.0-150.0	3.827e-04 ± 5.4 ± 2.1 ± 3.1	3.819e-04 ± 5.4 ± 2.1 ± 3.2	3.687e-04 ± 5.4 ± 2.1 ± 3.2	3.714e-04 ± 5.4 ± 2.1 ± 3.2	3.686e-04 ± 5.4 ± 2.1 ± 3.2	3.755e-04 ± 2.5 ± 0.7 ± 2.7
150.0-200.0	1.226e-04 ± 5.4 ± 2.1 ± 3.1	1.222e-04 ± 5.4 ± 2.1 ± 3.2	1.118e-04 ± 5.9 ± 2.2 ± 2.8	1.139e-04 ± 5.9 ± 2.2 ± 2.8	1.120e-04 ± 5.9 ± 2.2 ± 2.8	1.168e-04 ± 4.0 ± 1.5 ± 2.3
200.0-900.0	4.541e-06 ± 7.1 ± 2.0 ± 3.2	4.491e-06 ± 7.1 ± 2.0 ± 3.2	4.602e-06 ± 6.5 ± 1.7 ± 2.3	4.718e-06 ± 6.5 ± 1.7 ± 2.3	4.681e-06 ± 6.5 ± 1.7 ± 2.6	4.530e-06 ± 4.8 ± 1.3 ± 2.2

References

1. J.C. Collins, D.E. Soper, G.F. Sterman, Transverse momentum distribution in Drell–Yan pair and W and Z Boson production. *Nucl. Phys. B* **250**, 199 (1985). doi:[10.1016/0550-3213\(85\)90479-1](https://doi.org/10.1016/0550-3213(85)90479-1)
2. K. Melnikov, F. Petriello, Electroweak gauge boson production at hadron colliders through $\mathcal{O}(\alpha_s^2)$. *Phys. Rev. D* **74**, 114017 (2006). doi:[10.1103/PhysRevD.74.114017](https://doi.org/10.1103/PhysRevD.74.114017). arXiv:[hep-ph/0609070](https://arxiv.org/abs/hep-ph/0609070) [hep-ph]
3. Y. Li, F. Petriello, Combining QCD and electroweak corrections to dilepton production in FEWZ. *Phys. Rev. D* **86**, 094034 (2012). doi:[10.1103/PhysRevD.86.094034](https://doi.org/10.1103/PhysRevD.86.094034). arXiv:[1208.5967](https://arxiv.org/abs/1208.5967) [hep-ph]
4. S. Catani et al., Vector boson production at hadron colliders: a fully exclusive QCD calculation at NNLO. *Phys. Rev. Lett.* **103**, 082001 (2009). doi:[10.1103/PhysRevLett.103.082001](https://doi.org/10.1103/PhysRevLett.103.082001). arXiv:[0903.2120](https://arxiv.org/abs/0903.2120) [hep-ph]
5. G. Corcella et al., HERWIG 6: an event generator for hadron emission reactions with interfering gluons (including supersymmetric processes). *JHEP* **0101**, 010 (2001). doi:[10.1088/1126-6708/2001/01/010](https://doi.org/10.1088/1126-6708/2001/01/010). arXiv:[hep-ph/0011363](https://arxiv.org/abs/hep-ph/0011363) [hep-ph]
6. T. Sjöstrand, S. Mrenna, P.Z. Skands, PYTHIA 6.4 physics and manual. *JHEP* **0605**, 026 (2006). doi:[10.1088/1126-6708/2006/05/026](https://doi.org/10.1088/1126-6708/2006/05/026). arXiv:[hep-ph/0603175](https://arxiv.org/abs/hep-ph/0603175) [hep-ph]
7. M. Klasen, M. Brandt, Parton densities from LHC vector boson production at small and large transverse momenta. *Phys. Rev. D* **88**, 054002 (2013). doi:[10.1103/PhysRevD.88.054002](https://doi.org/10.1103/PhysRevD.88.054002). arXiv:[1305.5677](https://arxiv.org/abs/1305.5677) [hep-ph]
8. S. Dittmaier, A. Huss, C. Schwinn, Mixed QCD-electroweak $\mathcal{O}(\alpha_s\alpha)$ corrections to Drell–Yan processes in the resonance region: pole approximation and non-factorizable corrections. *Nucl. Phys. B* **885**, 318–372 (2014). doi:[10.1016/j.nuclphysb.2014.05.027](https://doi.org/10.1016/j.nuclphysb.2014.05.027). arXiv:[1403.3216](https://arxiv.org/abs/1403.3216) [hep-ph]
9. T. Affolder et al. (CDF Collaboration), The transverse momentum and total cross section of e^+e^- pairs in the Z boson region from $p\bar{p}$ collisions at $\sqrt{s} = 1.8$ TeV. *Phys. Rev. Lett.* **84**, 845–850 (2000). doi:[10.1103/PhysRevLett.84.845](https://doi.org/10.1103/PhysRevLett.84.845). arXiv:[hep-ex/0001021](https://arxiv.org/abs/hep-ex/0001021) [hep-ex]
10. B. Abbott et al. (D0 Collaboration), Differential production cross section of Z bosons as a function of transverse momentum at $\sqrt{s} = 1.8$ TeV. *Phys. Rev. Lett.* **84**, 2792–2797 (2000). doi:[10.1103/PhysRevLett.84.2792](https://doi.org/10.1103/PhysRevLett.84.2792). arXiv:[hep-ex/9909020](https://arxiv.org/abs/hep-ex/9909020) [hep-ex]
11. V. Abazov et al. (D0 Collaboration), Measurement of the shape of the boson transverse momentum distribution in $p\bar{p} \rightarrow Z/\gamma^* \rightarrow e^+e^- + X$ events produced at $\sqrt{s} = 1.96$ -TeV. *Phys. Rev. Lett.* **100**, 102002 (2008). doi:[10.1103/PhysRevLett.100.102002](https://doi.org/10.1103/PhysRevLett.100.102002). arXiv:[0712.0803](https://arxiv.org/abs/0712.0803) [hep-ex]
12. V. Abazov et al. (D0 Collaboration), Measurement of the normalized $Z/\gamma^* \rightarrow \mu^+\mu^-$ transverse momentum distribution in $p\bar{p}$ collisions at $\sqrt{s} = 1.96$ TeV. *Phys. Lett. B* **693**, 522–530 (2010). doi:[10.1016/j.physletb.2010.09.012](https://doi.org/10.1016/j.physletb.2010.09.012). arXiv:[1006.0618](https://arxiv.org/abs/1006.0618) [hep-ex]
13. ATLAS Collaboration, Measurement of the transverse momentum distribution of Z/γ^* bosons in proton–proton collisions at $\sqrt{s} = 7$ TeV with the ATLAS detector. *Phys. Lett. B* **705**, 415–434 (2011). doi:[10.1016/j.physletb.2011.10.018](https://doi.org/10.1016/j.physletb.2011.10.018). arXiv:[1107.2381](https://arxiv.org/abs/1107.2381) [hep-ex]
14. ATLAS Collaboration, Measurement of the Z/γ^* boson transverse momentum distribution in pp collisions at $\sqrt{s} = 7$ TeV with the ATLAS detector. *JHEP* **1409**, 145 (2014). doi:[10.1007/JHEP09\(2014\)145](https://doi.org/10.1007/JHEP09(2014)145). arXiv:[1406.3660](https://arxiv.org/abs/1406.3660) [hep-ex]
15. CMS Collaboration, Measurement of the rapidity and transverse momentum distributions of Z Bosons in pp collisions at $\sqrt{s} = 7$ TeV. *Phys. Rev. D* **85**, 032002 (2012). doi:[10.1103/PhysRevD.85.032002](https://doi.org/10.1103/PhysRevD.85.032002). arXiv:[1110.4973](https://arxiv.org/abs/1110.4973) [hep-ex]
16. CMS Collaboration, Measurement of the Z boson differential cross section in transverse momentum and rapidity in proton–proton collisions at 8 TeV. *Phys. Lett. B* **749**, 187–209 (2015). doi:[10.1016/j.physletb.2015.07.065](https://doi.org/10.1016/j.physletb.2015.07.065). arXiv:[1504.03511](https://arxiv.org/abs/1504.03511) [hep-ex]
17. R. Aaij et al. (LHCb Collaboration), Measurement of the cross-section for $Z \rightarrow e^+e^-$ production in pp collisions at $\sqrt{s} = 7$ TeV. *Phys. Lett. B* **749**, 187–209 (2015). doi:[10.1007/JHEP02\(2015\)106](https://doi.org/10.1007/JHEP02(2015)106). arXiv:[1504.03511](https://arxiv.org/abs/1504.03511) [hep-ex]
18. R. Aaij et al. (LHCb Collaboration), Measurement of the forward Z boson production cross-section in pp collisions at $\sqrt{s} = 7$ TeV. *JHEP* **1508**, 039 (2015). doi:[10.1007/JHEP08\(2015\)039](https://doi.org/10.1007/JHEP08(2015)039). arXiv:[1505.07024](https://arxiv.org/abs/1505.07024) [hep-ex]
19. R. Aaij et al. (LHCb Collaboration), Measurement of forward $Z \rightarrow e^+e^-$ production at $\sqrt{s} = 8$ TeV. *JHEP* **1505**, 109 (2015). doi:[10.1007/JHEP05\(2015\)109](https://doi.org/10.1007/JHEP05(2015)109). arXiv:[1503.00963](https://arxiv.org/abs/1503.00963) [hep-ex]
20. A. Banfi et al., Optimisation of variables for studying dilepton transverse momentum distributions at hadron colliders. *Eur. Phys. J. C* **71**, 1600 (2011). doi:[10.1140/epjc/s10052-011-1600-y](https://doi.org/10.1140/epjc/s10052-011-1600-y). arXiv:[1009.1580](https://arxiv.org/abs/1009.1580) [hep-ex]
21. V. Abazov et al. (D0 Collaboration), Precise study of the Z/γ^* boson transverse momentum distribution in $p\bar{p}$ collisions using a novel technique. *Phys. Rev. Lett.* **106**, 122001 (2011). doi:[10.1103/PhysRevLett.106.122001](https://doi.org/10.1103/PhysRevLett.106.122001). arXiv:[1010.0262](https://arxiv.org/abs/1010.0262) [hep-ex]
22. ATLAS Collaboration, Measurement of angular correlations in Drell–Yan lepton pairs to probe Z/γ^* boson transverse momentum at $\sqrt{s} = 7$ TeV with the ATLAS detector. *Phys. Lett. B* **720**, 32–51 (2013). doi:[10.1016/j.physletb.2013.01.054](https://doi.org/10.1016/j.physletb.2013.01.054). arXiv:[1211.6899](https://arxiv.org/abs/1211.6899) [hep-ex]
23. V. Abazov et al. (D0 Collaboration), Measurement of the ϕ_η^* distribution of muon pairs with masses between 30 and 500 GeV in 10.4 fb $^{-1}$ of $p\bar{p}$ collisions. *Phys. Rev. D* **91**, 072002 (2015). doi:[10.1103/PhysRevD.91.072002](https://doi.org/10.1103/PhysRevD.91.072002). arXiv:[1410.8052](https://arxiv.org/abs/1410.8052) [hep-ex]
24. ATLAS Collaboration, The ATLAS experiment at the CERN large hadron collider. *J. Instrum.* **3**, S08003 (2008). doi:[10.1088/1748-0221/3/08/S08003](https://doi.org/10.1088/1748-0221/3/08/S08003)
25. ATLAS Collaboration, Performance of the ATLAS trigger system in 2010. *Eur. Phys. J. C* **72**, 1849 (2012). doi:[10.1140/epjc/s10052-011-1849-1](https://doi.org/10.1140/epjc/s10052-011-1849-1). arXiv:[1110.1530](https://arxiv.org/abs/1110.1530) [hep-ex]
26. S. Alioli et al., NLO vector-boson production matched with shower in POWHEG. *JHEP* **0807**, 060 (2008). doi:[10.1088/1126-6708/2008/07/060](https://doi.org/10.1088/1126-6708/2008/07/060). arXiv:[0805.4802](https://arxiv.org/abs/0805.4802) [hep-ph]
27. S. Alioli et al., A general framework for implementing NLO calculations in shower Monte Carlo programs: the POWHEG BOX. *JHEP* **06**, 043 (2010). doi:[10.1007/JHEP06\(2010\)043](https://doi.org/10.1007/JHEP06(2010)043). arXiv:[1002.2581](https://arxiv.org/abs/1002.2581) [hep-ph]
28. J. Gao et al., CT10 next-to-next-to-leading order global analysis of QCD. *Phys. Rev. D* **89**, 033009 (2014). doi:[10.1103/PhysRevD.89.033009](https://doi.org/10.1103/PhysRevD.89.033009). arXiv:[1302.6246](https://arxiv.org/abs/1302.6246) [hep-ph]
29. T. Sjöstrand, S. Mrenna, P.Z. Skands, A. Brief, Introduction to PYTHIA 8.1. *Comput. Phys. Commun.* **178**, 852–867 (2008). doi:[10.1016/j.cpc.2008.01.036](https://doi.org/10.1016/j.cpc.2008.01.036). arXiv:[0710.3820](https://arxiv.org/abs/0710.3820) [hep-ph]
30. ATLAS Collaboration, Summary of ATLAS Pythia 8 tunes (2012). <https://cds.cern.ch/record/1474107>
31. P. Golonka, Z. Was, PHOTOS Monte Carlo: a precision tool for QED corrections in Z and W decays. *Eur. Phys. J. C* **45**, 97–107 (2006). doi:[10.1140/epjc/s2005-02396-4](https://doi.org/10.1140/epjc/s2005-02396-4). arXiv:[hep-ph/0506026](https://arxiv.org/abs/hep-ph/0506026) [hep-ph]
32. J. Butterworth, J.R. Forshaw, M. Seymour, Multiparton interactions in photoproduction at HERA. *Z. Phys. C* **72**, 637–646 (1996). doi:[10.1007/s002880050286](https://doi.org/10.1007/s002880050286). arXiv:[hep-ph/9601371](https://arxiv.org/abs/hep-ph/9601371) [hep-ph]
33. T. Gleisberg et al., Event generation with SHERPA 1.1. *JHEP* **0902**, 007 (2009). doi:[10.1088/1126-6708/2009/02/007](https://doi.org/10.1088/1126-6708/2009/02/007). arXiv:[0811.4622](https://arxiv.org/abs/0811.4622) [hep-ph]
34. M.L. Mangano et al., ALPGEN, a generator for hard multiparton processes in hadronic collisions. *JHEP* **0307**, 001 (2003). doi:[10.1088/1126-6708/2003/07/001](https://doi.org/10.1088/1126-6708/2003/07/001). arXiv:[hep-ph/0206293](https://arxiv.org/abs/hep-ph/0206293) [hep-ph]
35. S. Frixione, B.R. Webber, Matching NLO QCD computations and parton shower simulations. *JHEP* **0206**, 029 (2002). doi:[10.1088/1126-6708/2002/06/029](https://doi.org/10.1088/1126-6708/2002/06/029). arXiv:[hep-ph/0204244](https://arxiv.org/abs/hep-ph/0204244) [hep-ph]

36. B.P. Kersevan, E. Richter-Was, The Monte Carlo event generator AcerMC versions 2.0 to 3.8 with interfaces to PYTHIA 6.4, HERWIG 6.5 and ARIADNE 4.1. *Comput. Phys. Commun.* **184**, 919–985 (2013). doi:[10.1016/j.cpc.2012.10.032](https://doi.org/10.1016/j.cpc.2012.10.032). arXiv:[hep-ph/0405247](https://arxiv.org/abs/hep-ph/0405247) [hep-ph]
37. M. Bähr et al., Herwig++ physics and manual. *Eur. Phys. J. C* **58**, 639–707 (2008). doi:[10.1140/epjc/s10052-008-0798-9](https://doi.org/10.1140/epjc/s10052-008-0798-9). arXiv:[0803.0883](https://arxiv.org/abs/0803.0883) [hep-ph]
38. J.A.M. Vermaseren, Two photon processes at very high-energies. *Nucl. Phys. B* **229**, 347 (1983). doi:[10.1016/0550-3213\(83\)90336-X](https://doi.org/10.1016/0550-3213(83)90336-X)
39. F.W. Brasse et al., Parametrization of the q^2 dependence of $\gamma\gamma p$ total cross sections in the resonance region. *Nucl. Phys. B* **110**, 413 (1976). doi:[10.1016/0550-3213\(76\)90231-5](https://doi.org/10.1016/0550-3213(76)90231-5)
40. A. Suri, D.R. Yennie, The space-time phenomenology of photon absorption and inelastic electron scattering. *Ann. Phys.* **72**, 243 (1972). doi:[10.1016/0003-4916\(72\)90242-4](https://doi.org/10.1016/0003-4916(72)90242-4)
41. A.D. Martin et al., Parton distributions incorporating QED contributions. *Eur. Phys. J. C* **39**, 155–161 (2005). doi:[10.1140/epjc/s2004-02088-7](https://doi.org/10.1140/epjc/s2004-02088-7). arXiv:[hep-ph/0411040](https://arxiv.org/abs/hep-ph/0411040) [hep-ph]
42. ATLAS Collaboration, The ATLAS simulation infrastructure. *Eur. Phys. J. C* **70**, 823–874 (2010). doi:[10.1140/epjc/s10052-010-1429-9](https://doi.org/10.1140/epjc/s10052-010-1429-9). arXiv:[1005.4568](https://arxiv.org/abs/1005.4568) [physics.ins-det]
43. S. Agostinelli et al., GEANT4: a simulation toolkit. *Nucl. Instrum. Methods Phys. Res. A* **506**, 250–303 (2003). doi:[10.1016/S0168-9002\(03\)01368-8](https://doi.org/10.1016/S0168-9002(03)01368-8)
44. ATLAS Collaboration, Electron efficiency measurements with the ATLAS detector using the 2012 LHC proton–proton collision data. ATLAS-CONF-2014-032 (2014). <https://cds.cern.ch/record/1706245>
45. ATLAS Collaboration, Measurement of the muon reconstruction performance of the ATLAS detector using 2011 and 2012 LHC proton–proton collision data. *Eur. Phys. J. C* **74**, 3130 (2014). doi:[10.1140/epjc/s10052-014-3130-x](https://doi.org/10.1140/epjc/s10052-014-3130-x). arXiv:[1407.3935](https://arxiv.org/abs/1407.3935) [hep-ex]
46. ATLAS Collaboration, Electron and photon energy calibration with the ATLAS detector using LHC Run 1 data. *Eur. Phys. J. C* **74**, 3071 (2014). doi:[10.1140/epjc/s10052-014-3071-4](https://doi.org/10.1140/epjc/s10052-014-3071-4). arXiv:[1407.5063](https://arxiv.org/abs/1407.5063) [hep-ex]
47. ATLAS Collaboration, Performance of primary vertex reconstruction in proton–proton collisions at $\sqrt{s} = 7$ TeV in the ATLAS experiment. ATLAS-CONF-2010-069 (2010). <https://cds.cern.ch/record/1281344>
48. C. Balazs, J.-W. Qiu, C. Yuan, Effects of QCD resummation on distributions of leptons from the decay of electroweak vector bosons. *Phys. Lett. B* **355**, 548–554 (1995). doi:[10.1016/0370-2693\(95\)00726-2](https://doi.org/10.1016/0370-2693(95)00726-2). arXiv:[hep-ph/9505203](https://arxiv.org/abs/hep-ph/9505203) [hep-ph]
49. M. Guzzi, P.M. Nadolsky, B. Wang, Nonperturbative contributions to a resummed leptonic angular distribution in inclusive neutral vector boson production. *Phys. Rev. D* **90**, 014030 (2014). doi:[10.1103/PhysRevD.90.014030](https://doi.org/10.1103/PhysRevD.90.014030). arXiv:[1309.1393](https://arxiv.org/abs/1309.1393) [hep-ph]
50. M. Guzzi, P.M. Nadolsky, Nonperturbative contributions to a resummed leptonic angular distribution in inclusive Z/γ^* boson production. *Int. J. Mod. Phys. Conf. Ser.* **20**, 274–281 (2012). doi:[10.1142/S2010194512009324](https://doi.org/10.1142/S2010194512009324). arXiv:[1209.1252](https://arxiv.org/abs/1209.1252) [hep-ph]
51. S. Dulat et al., The CT14 global analysis of quantum chromodynamics. *Phys. Rev. D* **93**, 033006 (2016). doi:[10.1103/PhysRevD.93.033006](https://doi.org/10.1103/PhysRevD.93.033006)
52. S. Dittmaier, M. Huber, Radiative corrections to the neutral-current Drell–Yan process in the Standard Model and its minimal supersymmetric extension. *JHEP* **1001**, 060 (2010). doi:[10.1007/JHEP01\(2010\)060](https://doi.org/10.1007/JHEP01(2010)060). arXiv:[0911.2329](https://arxiv.org/abs/0911.2329) [hep-ph]
53. A. Denner et al., Electroweak corrections to dilepton + jet production at hadron colliders. *JHEP* **1106**, 069 (2011). doi:[10.1007/JHEP06\(2011\)069](https://doi.org/10.1007/JHEP06(2011)069). arXiv:[1103.0914](https://arxiv.org/abs/1103.0914) [hep-ph], and we thank Alexander Mück for providing the NLO EW corrections for our phase space
54. J. Pumplin et al., New generation of parton distributions with uncertainties from global QCD analysis. *JHEP* **0207**, 012 (2002). doi:[10.1088/1126-6708/2002/07/012](https://doi.org/10.1088/1126-6708/2002/07/012). arXiv:[hep-ph/0201195](https://arxiv.org/abs/hep-ph/0201195) [hep-ph]
55. ATLAS Collaboration, Electron reconstruction and identification efficiency measurements with the ATLAS detector using the 2011 LHC proton–proton collision data. *Eur. Phys. J. C* **74**, 2941 (2014). doi:[10.1140/epjc/s10052-014-2941-0](https://doi.org/10.1140/epjc/s10052-014-2941-0). arXiv:[1404.2240](https://arxiv.org/abs/1404.2240) [hep-ex]
56. ATLAS Collaboration, The ATLAS transverse-momentum trigger performance at the LHC in 2011 (2014). <https://cds.cern.ch/record/1647616>
57. G. D’Agostini, A multidimensional unfolding method based on Bayes’ theorem. *Nucl. Instrum. Methods Phys. Res.* **A362**, 487–498 (1995). doi:[10.1016/0168-9002\(95\)00274-X](https://doi.org/10.1016/0168-9002(95)00274-X)
58. G. D’Agostini, Improved iterative Bayesian unfolding (2010). arXiv:[1010.0632](https://arxiv.org/abs/1010.0632) [physics.data-an]
59. T. Adye, Unfolding algorithms and tests using RooUnfold, in *Proceedings of the PHYSTAT 2011 Workshop*, CERN, Geneva, Switzerland, pp. 313–318 (2011). arXiv:[1105.1160](https://arxiv.org/abs/1105.1160) [physics.data-an]
60. M. Whalley, D. Bourilkov, R. Group, The Les Houches accord PDFs (LHAPDF) and LHAGLUE, in *HERA and the LHC: A Workshop on the implications of HERA for LHC physics*. *Proceedings, Part B* (2005). arXiv:[hep-ph/0508110](https://arxiv.org/abs/hep-ph/0508110) [hep-ph]
61. B. Efron, Bootstrap methods: another look at the jackknife. *Ann. Stat.* **7**, 1–26 (1979). doi:[10.1214/aos/1176344552](https://doi.org/10.1214/aos/1176344552)
62. ATLAS Collaboration, Improved luminosity determination in pp collisions at $\sqrt{s} = 7$ TeV using the ATLAS detector at the LHC. *Eur. Phys. J. C* **73**, 2518 (2013). doi:[10.1140/epjc/s10052-013-2518-3](https://doi.org/10.1140/epjc/s10052-013-2518-3). arXiv:[1302.4393](https://arxiv.org/abs/1302.4393) [hep-ex]
63. A. Glazov, Averaging of DIS cross section data. *AIP Conf. Proc.* **792**, 237–240 (2005). doi:[10.1063/1.2122026](https://doi.org/10.1063/1.2122026)
64. G. Cowan, *Statistical Data Analysis* (Oxford University Press, Oxford, 1998), pp. 109–111. ISBN:978-0198501558
65. L. Lyons, D. Gibaut, P. Clifford, How to combine correlated estimates of a single physical quantity. *Nucl. Instrum. Methods* **A270**, 110 (1988). doi:[10.1016/0168-9002\(88\)90018-6](https://doi.org/10.1016/0168-9002(88)90018-6)
66. A. Gehrmann-De Ridder et al., Precise QCD predictions for the production of a Z boson in association with a hadronic jet (2015). arXiv:[1507.02850](https://arxiv.org/abs/1507.02850) [hep-ph]
67. A. Denner et al., Electroweak corrections to monojet production at the LHC. *Eur. Phys. J. C* **73**, 2297 (2013). doi:[10.1140/epjc/s10052-013-2297-x](https://doi.org/10.1140/epjc/s10052-013-2297-x). arXiv:[1211.5078](https://arxiv.org/abs/1211.5078) [hep-ph]
68. M. Vesterinen, T. Wyatt, A novel technique for studying the Z boson transverse momentum distribution at hadron colliders. *Nucl. Instrum. Methods Phys. Res. A* **602**, 432 (2009). doi:[10.1016/j.nima.2009.01.203](https://doi.org/10.1016/j.nima.2009.01.203). arXiv:[0807.4956](https://arxiv.org/abs/0807.4956) [hep-ex]

ATLAS Collaboration

G. Aad⁸⁵, B. Abbott¹¹³, J. Abdallah¹⁵¹, O. Abdinov¹¹, R. Aben¹⁰⁷, M. Abolins⁹⁰, O. S. AbouZeid¹⁵⁸, H. Abramowicz¹⁵³, H. Abreu¹⁵², R. Abreu¹¹⁶, Y. Abulaiti^{146a,146b}, B. S. Acharya^{164a,164b,a}, L. Adamczyk^{38a}, D. L. Adams²⁵, J. Adelman¹⁰⁸, S. Adomeit¹⁰⁰, T. Adye¹³¹, A. A. Affolder⁷⁴, T. Agatonovic-Jovin¹³, J. Agricola⁵⁴, J. A. Aguilar-Saavedra^{126a,126f}, S. P. Ahlen²², F. Ahmadov^{65,b}, G. Aielli^{133a,133b}, H. Akerstedt^{146a,146b}, T. P. A. Åkesson⁸¹, A. V. Akimov⁹⁶, G. L. Alberghi^{20a,20b}, J. Albert¹⁶⁹, S. Albrand⁵⁵, M. J. Alconada Verzini⁷¹, M. Aleksa³⁰, I. N. Aleksandrov⁶⁵, C. Alexa^{26b}, G. Alexander¹⁵³, T. Alexopoulos¹⁰, M. Alhroob¹¹³, G. Alimonti^{91a}, L. Alio⁸⁵, J. Alison³¹, S. P. Alkire³⁵, B. M. M. Allbrooke¹⁴⁹, P. P. Allport¹⁸, A. Aloisio^{104a,104b}, A. Alonso³⁶, F. Alonso⁷¹, C. Alpigiani¹³⁸, A. Altheimer³⁵, B. Alvarez Gonzalez³⁰, D. Álvarez Piqueras¹⁶⁷, M. G. Alvigi^{104a,104b}, B. T. Amadio¹⁵, K. Amako⁶⁶, Y. Amaral Coutinho^{24a}, C. Amelung²³, D. Amidei⁸⁹, S. P. Amor Dos Santos^{126a,126c}, A. Amorim^{126a,126b}, S. Amoroso⁴⁸, N. Amram¹⁵³, G. Amundsen²³, C. Anastopoulos¹³⁹, L. S. Ancu⁴⁹, N. Andari¹⁰⁸, T. Andeen³⁵, C. F. Anders^{58b}, G. Anders³⁰, J. K. Anders⁷⁴, K. J. Anderson³¹, A. Andreazza^{91a,91b}, V. Andrei^{58a}, S. Angelidakis⁹, I. Angelozzi¹⁰⁷, P. Anger⁴⁴, A. Angerami³⁵, F. Anghinolfi³⁰, A. V. Anisenkov^{109,c}, N. Anjos¹², A. Annovi^{124a,124b}, M. Antonelli⁴⁷, A. Antonov⁹⁸, J. Antos^{144b}, F. Anulli^{132a}, M. Aoki⁶⁶, L. Aperio Bella¹⁸, G. Arabidze⁹⁰, Y. Arai⁶⁶, J. P. Araque^{126a}, A. T. H. Arce⁴⁵, F. A. Arduh⁷¹, J.-F. Arguin⁹⁵, S. Argyropoulos⁶³, M. Arik^{19a}, A. J. Armbruster³⁰, O. Arnaez³⁰, H. Arnold⁴⁸, M. Arratia²⁸, O. Arslan²¹, A. Artamonov⁹⁷, G. Artoni²³, S. Artz⁸³, S. Asai¹⁵⁵, N. Asbah⁴², A. Ashkenazi¹⁵³, B. Åsman^{146a,146b}, L. Asquith¹⁴⁹, K. Assamagan²⁵, R. Astalos^{144a}, M. Atkinson¹⁶⁵, N. B. Atlay¹⁴¹, K. Augsten¹²⁸, M. Aurousseau^{145b}, G. Avolio³⁰, B. Axen¹⁵, M. K. Ayoub¹¹⁷, G. Azuelos^{95,d}, M. A. Baak³⁰, A. E. Baas^{58a}, M. J. Baca¹⁸, C. Bacci^{134a,134b}, H. Bachacou¹³⁶, K. Bachas¹⁵⁴, M. Backes³⁰, M. Backhaus³⁰, P. Bagiachi^{132a,132b}, P. Bagnaia^{132a,132b}, Y. Bai^{33a}, T. Bain³⁵, J. T. Baines¹³¹, O. K. Baker¹⁷⁶, E. M. Baldwin^{109,c}, P. Balek¹²⁹, T. Balestri¹⁴⁸, F. Balli⁸⁴, W. K. Balunas¹²², E. Banas³⁹, Sw. Banerjee^{173,e}, A. A. E. Bannoura¹⁷⁵, L. Barak³⁰, E. L. Barberio⁸⁸, D. Barberis^{50a,50b}, M. Barbero⁸⁵, T. Barillari¹⁰¹, M. Barisonzi^{164a,164b}, T. Barklow¹⁴³, N. Barlow²⁸, S. L. Barnes⁸⁴, B. M. Barnett¹³¹, R. M. Barnett¹⁵, Z. Barnovska⁵, A. Baroncelli^{134a}, G. Barone²³, A. J. Barr¹²⁰, F. Barreiro⁸², J. Barreiro Guimarães da Costa^{33a}, R. Bartoldus¹⁴³, A. E. Barton⁷², P. Bartos^{144a}, A. Basalae¹²³, A. Bassalat¹¹⁷, A. Basye¹⁶⁵, R. L. Bates⁵³, S. J. Batista¹⁵⁸, J. R. Batley²⁸, M. Battaglia¹³⁷, M. Baucé^{132a,132b}, F. Bauer¹³⁶, H. S. Bawa^{143,f}, J. B. Beacham¹¹¹, M. D. Beattie⁷², T. Beau⁸⁰, P. H. Beauchemin¹⁶¹, R. Beccherle^{124a,124b}, P. Bechtel²¹, H. P. Beck^{17,g}, K. Becker¹²⁰, M. Becker⁸³, M. Beckingham¹⁷⁰, C. Becot¹¹⁷, A. J. Beddall^{19b}, A. Beddall^{19b}, V. A. Bednyakov⁶⁵, C. P. Bee¹⁴⁸, L. J. Beemster¹⁰⁷, T. A. Beermann³⁰, M. Begel²⁵, J. K. Behr¹²⁰, C. Belanger-Champagne⁸⁷, W. H. Bell⁴⁹, G. Bella¹⁵³, L. Bellagamba^{20a}, A. Bellerive²⁹, M. Bellomo⁸⁶, K. Belotskiy⁹⁸, O. Beltramello³⁰, O. Benary¹⁵³, D. Benchechroun^{135a}, M. Bender¹⁰⁰, K. Bendtz^{146a,146b}, N. Benekos¹⁰, Y. Benhammou¹⁵³, E. Benhar Nocchioli⁴⁹, J. A. Benítez García^{159b}, D. P. Benjamin⁴⁵, J. R. Bensinger²³, S. Bentvelsen¹⁰⁷, L. Beresford¹²⁰, M. Beretta⁴⁷, D. Berge¹⁰⁷, E. Bergeaas Kuutmann¹⁶⁶, N. Berger⁵, F. Berghaus¹⁶⁹, J. Beringer¹⁵, C. Bernard²², N. R. Bernard⁸⁶, C. Bernius¹¹⁰, F. U. Bernlochner²¹, T. Berry⁷⁷, P. Berta¹²⁹, C. Bertella⁸³, G. Bertoli^{146a,146b}, F. Bertolucci^{124a,124b}, C. Bertsche¹¹³, D. Bertsche¹¹³, M. I. Besana^{91a}, G. J. Besjes³⁶, O. Bessidskaia Bylund^{146a,146b}, M. Bessner⁴², N. Besson¹³⁶, C. Betancourt⁴⁸, S. Bethke¹⁰¹, A. J. Bevan⁷⁶, W. Bhimji¹⁵, R. M. Bianchi¹²⁵, L. Bianchini²³, M. Bianco³⁰, O. Biebel¹⁰⁰, D. Biedermann¹⁶, N. V. Biesuz^{124a,124b}, M. Biglietti^{134a}, J. Bilbao De Mendizabal⁴⁹, H. Bilokon⁴⁷, M. Bindi⁵⁴, S. Binet¹¹⁷, A. Bingul^{19b}, C. Bini^{132a,132b}, S. Biondi^{20a,20b}, D. M. Bjergaard⁴⁵, C. W. Black¹⁵⁰, J. E. Black¹⁴³, K. M. Black²², D. Blackburn¹³⁸, R. E. Blair⁶, J.-B. Blanchard¹³⁶, J. E. Blanco⁷⁷, T. Blazek^{144a}, I. Bloch⁴², C. Blocker²³, W. Blum^{83,*}, U. Blumenschein⁵⁴, S. Blunier^{32a}, G. J. Bobbink¹⁰⁷, V. S. Bobrovnikov^{109,c}, S. S. Bocchetta⁸¹, A. Bocchi⁴⁵, C. Bock¹⁰⁰, M. Boehler⁴⁸, J. A. Bogaerts³⁰, D. Bogavac¹³, A. G. Bogdanchikov¹⁰⁹, C. Bohm^{146a}, V. Boisvert⁷⁷, T. Bold^{38a}, V. Boldea^{26b}, A. S. Boldyrev⁹⁹, M. Bomben⁸⁰, M. Bona⁷⁶, M. Boonekamp¹³⁶, A. Borisov¹³⁰, G. Borissov⁷², S. Borroni⁴², J. Bortfeldt¹⁰⁰, V. Bortolotto^{60a,60b,60c}, K. Bos¹⁰⁷, D. Boscherini^{20a}, M. Bosman¹², J. Boudreau¹²⁵, J. Bouffard², E. V. Bouhova-Thacker⁷², D. Boumediene³⁴, C. Bourdarios¹¹⁷, N. Bousson¹¹⁴, S. K. Boutle⁵³, A. Boveia³⁰, J. Boyd³⁰, I. R. Boyko⁶⁵, I. Bozic¹³, J. Bracinik¹⁸, A. Brandt⁸, G. Brandt⁵⁴, O. Brandt^{58a}, U. Bratzler¹⁵⁶, B. Brau⁸⁶, J. E. Brau¹¹⁶, H. M. Braun^{175,*}, W. D. Breaden Madden⁵³, K. Brendlinger¹²², A. J. Brennan⁸⁸, L. Brenner¹⁰⁷, R. Brenner¹⁶⁶, S. Bressler¹⁷², T. M. Bristow⁴⁶, D. Britton⁵³, D. Britzger⁴², F. M. Brochu²⁸, I. Brock²¹, R. Brock⁹⁰, J. Bronner¹⁰¹, G. Brooijmans³⁵, T. Brooks⁷⁷, W. K. Brooks^{32b}, J. Brosamer¹⁵, E. Brost¹¹⁶, P. A. Bruckman de Renstrom³⁹, D. Bruncko^{144b}, R. Bruneliere⁴⁸, A. Bruni^{20a}, G. Bruni^{20a}, M. Bruschi^{20a}, N. Bruscinò²¹, L. Bryngemark⁸¹, T. Buanes¹⁴, Q. Buat¹⁴², P. Buchholz¹⁴¹, A. G. Buckley⁵³, I. A. Budagov⁶⁵, F. Buehrer⁴⁸, L. Bugge¹¹⁹, M. K. Bugge¹¹⁹, O. Bulekov⁹⁸, D. Bullock⁸, H. Burckhart³⁰, S. Burdin⁷⁴, C. D. Burgard⁴⁸, B. Burghgrave¹⁰⁸, S. Burke¹³¹, I. Burmeister⁴³, E. Busato³⁴, D. Büscher⁴⁸, V. Büscher⁸³, P. Bussey⁵³, J. M. Butler²², A. I. Butt³, C. M. Buttar⁵³, J. M. Butterworth⁷⁸, P. Butti¹⁰⁷, W. Buttinger²⁵, A. Buzatu⁵³, A. R. Buzykaev^{109,c}, S. Cabrera Urbán¹⁶⁷, D. Caforio¹²⁸, V. M. Cairo^{37a,37b}

O. Cakir^{4a}, N. Calace⁴⁹, P. Calafiura¹⁵, A. Calandri¹³⁶, G. Calderini⁸⁰, P. Calfayan¹⁰⁰, L. P. Caloba^{24a}, D. Calvet³⁴, S. Calvet³⁴, R. Camacho Toro³¹, S. Camarda⁴², P. Camarri^{133a,133b}, D. Cameron¹¹⁹, R. Caminal Armadans¹⁶⁵, S. Campana³⁰, M. Campanelli⁷⁸, A. Campoverde¹⁴⁸, V. Canale^{104a,104b}, A. Canepa^{159a}, M. Cano Bret^{33e}, J. Cantero⁸², R. Cantrill^{126a}, T. Cao⁴⁰, M. D. M. Capeans Garrido³⁰, I. Caprini^{26b}, M. Caprini^{26b}, M. Capua^{37a,37b}, R. Caputo⁸³, R. M. Carbone³⁵, R. Cardarelli^{133a}, F. Cardillo⁴⁸, T. Carli³⁰, G. Carlino^{104a}, L. Carminati^{91a,91b}, S. Caron¹⁰⁶, E. Carquin^{32a}, G. D. Carrillo-Montoya³⁰, J. R. Carter²⁸, J. Carvalho^{126a,126c}, D. Casadei⁷⁸, M. P. Casado¹², M. Casolino¹², D. W. Casper¹⁶³, E. Castaneda-Miranda^{145a}, A. Castelli¹⁰⁷, V. Castillo Gimenez¹⁶⁷, N. F. Castro^{126a,h}, P. Catastini⁵⁷, A. Catinaccio³⁰, J. R. Catmore¹¹⁹, A. Cattai³⁰, J. Caudron⁸³, V. Cavaliere¹⁶⁵, D. Cavalli^{91a}, M. Cavalli-Sforza¹², V. Cavasinni^{124a,124b}, F. Ceradini^{134a,134b}, L. Cerda Alberich¹⁶⁷, B. C. Cerio⁴⁵, K. Cerny¹²⁹, A. S. Cerqueira^{24b}, A. Cerri¹⁴⁹, L. Cerrito⁷⁶, F. Cerutti¹⁵, M. Cerv³⁰, A. Cervelli¹⁷, S. A. Cetin^{19c}, A. Chafaq^{135a}, D. Chakraborty¹⁰⁸, I. Chalupkova¹²⁹, Y. L. Chan^{60a}, P. Chang¹⁶⁵, J. D. Chapman²⁸, D. G. Charlton¹⁸, C. C. Chau¹⁵⁸, C. A. Chavez Barajas¹⁴⁹, S. Cheatham¹⁵², A. Chegwidan⁹⁰, S. Chekanov⁶, S. V. Chekulaev^{159a}, G. A. Chelkov^{65,i}, M. A. Chelstowska⁸⁹, C. Chen⁶⁴, H. Chen²⁵, K. Chen¹⁴⁸, L. Chen^{33d,j}, S. Chen^{33c}, S. Chen¹⁵⁵, X. Chen^{33f}, Y. Chen⁶⁷, H. C. Cheng⁸⁹, Y. Cheng³¹, A. Cheplakov⁶⁵, E. Cheremushkina¹³⁰, R. Cherkaoui El Moursli^{135e}, V. Chernyatin^{25,*}, E. Cheu⁷, L. Chevalier¹³⁶, V. Chiarella⁴⁷, G. Chiarelli^{124a,124b}, G. Chiodini^{73a}, A. S. Chisholm¹⁸, R. T. Chislett⁷⁸, A. Chitan^{26b}, M. V. Chizhov⁶⁵, K. Choi⁶¹, S. Chouridou⁹, B. K. B. Chow¹⁰⁰, V. Christodoulou⁷⁸, D. Chromek-Burckhart³⁰, J. Chudoba¹²⁷, A. J. Chuinard⁸⁷, J. J. Chwastowski³⁹, L. Chytka¹¹⁵, G. Ciapetti^{132a,132b}, A. K. Ciftci^{4a}, D. Cinca⁵³, V. Cindro⁷⁵, I. A. Cioara²¹, A. Ciochio¹⁵, F. Ciroto^{104a,104b}, Z. H. Citron¹⁷², M. Ciubancan^{26b}, A. Clark⁴⁹, B. L. Clark⁵⁷, P. J. Clark⁴⁶, R. N. Clarke¹⁵, C. Clement^{146a,146b}, Y. Coadou⁸⁵, M. Cobal^{164a,164c}, A. Cocco⁴⁹, J. Cochran⁶⁴, L. Coffey²³, L. Colasurdo¹⁰⁶, B. Cole³⁵, S. Cole¹⁰⁸, A. P. Colijn¹⁰⁷, J. Collot⁵⁵, T. Colombo^{58c}, G. Compostella¹⁰¹, P. Conde Muino^{126a,126b}, E. Coniavitis⁴⁸, S. H. Connell^{145b}, I. A. Connolly⁷⁷, V. Consorti⁴⁸, S. Constantinescu^{26b}, C. Conta^{121a,121b}, G. Conti³⁰, F. Conventi^{104a,k}, M. Cooke¹⁵, B. D. Cooper⁷⁸, A. M. Cooper-Sarkar¹²⁰, T. Cornelissen¹⁷⁵, M. Corradi^{132a,132b}, F. Corriveau^{87,l}, A. Corso-Radu¹⁶³, A. Cortes-Gonzalez¹², G. Cortiana¹⁰¹, G. Costa^{91a}, M. J. Costa¹⁶⁷, D. Costanzo¹³⁹, D. Côté⁸, G. Cottin²⁸, G. Cowan⁷⁷, B. E. Cox⁸⁴, K. Cranmer¹¹⁰, G. Cree²⁹, S. Crépe-Renaudin⁵⁵, F. Crescioli⁸⁰, W. A. Cribbs^{146a,146b}, M. Crispin Ortuzar¹²⁰, M. Cristinziani²¹, V. Croft¹⁰⁶, G. Crosetti^{37a,37b}, T. Cuhadar Donszelmann¹³⁹, J. Cummings¹⁷⁶, M. Curatolo⁴⁷, J. Cúth⁸³, C. Cuthbert¹⁵⁰, H. Czirr¹⁴¹, P. Czodrowski³, S. D'Auria⁵³, M. D'Onofrio⁷⁴, M. J. Da Cunha Sargedas De Sousa^{126a,126b}, C. Da Via⁸⁴, W. Dabrowski^{38a}, A. Dafinca¹²⁰, T. Dai⁸⁹, O. Dale¹⁴, F. Dallaire⁹⁵, C. Dallapiccola⁸⁶, M. Dam³⁶, J. R. Dandoy³¹, N. P. Dang⁴⁸, A. C. Daniells¹⁸, M. Danninger¹⁶⁸, M. Dano Hoffmann¹³⁶, V. Dao⁴⁸, G. Darbo^{50a}, S. Darmora⁸, J. Dassoulas³, A. Dattagupta⁶¹, W. Davey²¹, C. David¹⁶⁹, T. Davidek¹²⁹, E. Davies^{120,m}, M. Davies¹⁵³, P. Davison⁷⁸, Y. Davygora^{58a}, E. Dawe⁸⁸, I. Dawson¹³⁹, R. K. Daya-Ishmukhametova⁸⁶, K. De⁸, R. de Asmundis^{104a}, A. De Benedetti¹¹³, S. De Castro^{20a,20b}, S. De Cecco⁸⁰, N. De Groot¹⁰⁶, P. de Jong¹⁰⁷, H. De la Torre⁸², F. De Lorenzi⁶⁴, D. De Pedis^{132a}, A. De Salvo^{132a}, U. De Sanctis¹⁴⁹, A. De Santo¹⁴⁹, J. B. De Vivie De Regie¹¹⁷, W. J. Dearnaley⁷², R. Debbé²⁵, C. Debenedetti¹³⁷, D. V. Dedovich⁶⁵, I. Deigaard¹⁰⁷, J. Del Peso⁸², T. Del Prete^{124a,124b}, D. Delgove¹¹⁷, F. Deliot¹³⁶, C. M. Delitzsch⁴⁹, M. Deliyergiyev⁷⁵, A. Dell'Acqua³⁰, L. Dell'Asta²², M. Dell'Orso^{124a,124b}, M. Della Pietra^{104a,k}, D. della Volpe⁴⁹, M. Delmastro⁵, P. A. Delsart⁵⁵, C. Deluca¹⁰⁷, D. A. DeMarco¹⁵⁸, S. Demers¹⁷⁶, M. Demichev⁶⁵, A. Demilly⁸⁰, S. P. Denisov¹³⁰, D. Derendarz³⁹, J. E. Derkaoui^{135d}, F. Derue⁸⁰, P. Dervan⁷⁴, K. Desch²¹, C. Deterre⁴², K. Dette⁴³, P. O. Deviveiros³⁰, A. Dewhurst¹³¹, S. Dhaliwal²³, A. Di Ciaccio^{133a,133b}, L. Di Ciaccio⁵, A. Di Domenico^{132a,132b}, C. Di Donato^{132a,132b}, A. Di Girolamo³⁰, B. Di Girolamo³⁰, A. Di Mattia¹⁵², B. Di Micco^{134a,134b}, R. Di Nardo⁴⁷, A. Di Simone⁴⁸, R. Di Sipio¹⁵⁸, D. Di Valentino²⁹, C. Diaconu⁸⁵, M. Diamond¹⁵⁸, F. A. Dias⁴⁶, M. A. Diaz^{32a}, E. B. Diehl⁸⁹, J. Dietrich¹⁶, S. Diglio⁸⁵, A. Dimitrievska¹³, J. Dingfelder²¹, P. Dita^{26b}, S. Dita^{26b}, F. Dittus³⁰, F. Djama⁸⁵, T. Djobava^{51b}, J. I. Djuvsland^{58a}, M. A. B. do Vale^{24c}, D. Dobos³⁰, M. Dobre^{26b}, C. Doglioni⁸¹, T. Dohmae¹⁵⁵, J. Dolejsi¹²⁹, Z. Dolezal¹²⁹, B. A. Dolgoshein^{98,*}, M. Donadelli^{24d}, S. Donati^{124a,124b}, P. Dondero^{121a,121b}, J. Donini³⁴, J. Dopke¹³¹, A. Doria^{104a}, M. T. Dova⁷¹, A. T. Doyle⁵³, E. Drechsler⁵⁴, M. Dris¹⁰, Y. Du^{33d}, E. Dubreuil³⁴, E. Duchovni¹⁷², G. Duckeck¹⁰⁰, O. A. Ducu^{26b,85}, D. Duda¹⁰⁷, A. Dudarev³⁰, L. Duflot¹¹⁷, L. Duguid⁷⁷, M. Dührssen³⁰, M. Dunford^{58a}, H. Duran Yildiz^{4a}, M. Düren⁵², A. Durglishvili^{51b}, D. Duschinger⁴⁴, B. Dutta⁴², M. Dyndal^{38a}, C. Eckardt⁴², K. M. Ecker¹⁰¹, R. C. Edgar⁸⁹, W. Edson², N. C. Edwards⁴⁶, W. Ehrenfeld²¹, T. Eifert³⁰, G. Eigen¹⁴, K. Einsweiler¹⁵, T. Ekelof¹⁶⁶, M. El Kacimi^{135c}, M. Ellert¹⁶⁶, S. Elles⁵, F. Ellinghaus¹⁷⁵, A. A. Elliot¹⁶⁹, N. Ellis³⁰, J. Elmsheuser¹⁰⁰, M. Elsing³⁰, D. Emeliyanov¹³¹, Y. Enari¹⁵⁵, O. C. Endner⁸³, M. Endo¹¹⁸, J. Erdmann⁴³, A. Ereditato¹⁷, G. Ernis¹⁷⁵, J. Ernst², M. Ernst²⁵, S. Errede¹⁶⁵, E. Ertel⁸³, M. Escalier¹¹⁷, H. Esch⁴³, C. Escobar¹²⁵, B. Esposito⁴⁷, A. I. Etienne¹³⁶, E. Etzion¹⁵³, H. Evans⁶¹, A. Ezhilov¹²³, L. Fabbri^{20a,20b}, G. Facini³¹, R. M. Fakhruddinov¹³⁰, S. Falciano^{132a}, R. J. Falla⁷⁸, J. Faltova¹²⁹, Y. Fang^{33a}, M. Fanti^{91a,91b}, A. Farbin⁸, A. Farilla^{134a}, T. Farooque¹², S. Farrell¹⁵, S. M. Farrington¹⁷⁰, P. Farthouat³⁰, F. Fassi^{135e}, P. Fassnacht³⁰, D. Fassouliotis⁹, M. Fauci Giannelli⁷⁷,

A. Favareto^{50a,50b}, L. Fayard¹¹⁷, O. L. Fedin^{123,n}, W. Fedorko¹⁶⁸, S. Feigl³⁰, L. Feligioni⁸⁵, C. Feng^{33d}, E. J. Feng³⁰, H. Feng⁸⁹, A. B. Fenyuk¹³⁰, L. Feremenga⁸, P. Fernandez Martinez¹⁶⁷, S. Fernandez Perez³⁰, J. Ferrando⁵³, A. Ferrari¹⁶⁶, P. Ferrari¹⁰⁷, R. Ferrari^{121a}, D. E. Ferreira de Lima⁵³, A. Ferrer¹⁶⁷, D. Ferrere⁴⁹, C. Ferretti⁸⁹, A. Ferretto Parodi^{50a,50b}, M. Fiascaris³¹, F. Fiedler⁸³, A. Filipčić⁷⁵, M. Filipuzzi⁴², F. Filthaut¹⁰⁶, M. Fincke-Keeler¹⁶⁹, K. D. Finelli¹⁵⁰, M. C. N. Fiolhais^{126a,126c}, L. Fiorini¹⁶⁷, A. Firan⁴⁰, A. Fischer², C. Fischer¹², J. Fischer¹⁷⁵, W. C. Fisher⁹⁰, N. Flaschel⁴², I. Fleck¹⁴¹, P. Fleischmann⁸⁹, G. T. Fletcher¹³⁹, G. Fletcher⁷⁶, R. R. M. Fletcher¹²², T. Flick¹⁷⁵, A. Floderus⁸¹, L. R. Flores Castillo^{60a}, M. J. Flowerdew¹⁰¹, A. Formica¹³⁶, A. Forti⁸⁴, D. Fournier¹¹⁷, H. Fox⁷², S. Fracchia¹², P. Francavilla⁸⁰, M. Franchini^{20a,20b}, D. Francis³⁰, L. Franconi¹¹⁹, M. Franklin⁵⁷, M. Frate¹⁶³, M. Fraternali^{121a,121b}, D. Freeborn⁷⁸, S. T. French²⁸, S. M. Fressard-Batraneanu³⁰, F. Friedrich⁴⁴, D. Froidevaux³⁰, J. A. Frost¹²⁰, C. Fukunaga¹⁵⁶, E. Fullana Torregrosa⁸³, B. G. Fulson¹⁴³, T. Fusayasu¹⁰², J. Fuster¹⁶⁷, C. Gabaldon⁵⁵, O. Gabizon¹⁷⁵, A. Gabrielli^{20a,20b}, A. Gabrielli¹⁵, G. P. Gach¹⁸, S. Gadatsch³⁰, S. Gadomski⁴⁹, G. Gagliardi^{50a,50b}, P. Gagnon⁶¹, C. Galea¹⁰⁶, B. Galhardo^{126a,126c}, E. J. Gallas¹²⁰, B. J. Gallop¹³¹, P. Gallus¹²⁸, G. Galster³⁶, K. K. Gan¹¹¹, J. Gao^{33b,85}, Y. Gao⁴⁶, Y. S. Gao^{143,f}, F. M. Garay Walls⁴⁶, F. Garberson¹⁷⁶, C. García¹⁶⁷, J. E. García Navarro¹⁶⁷, M. Garcia-Sciveres¹⁵, R. W. Gardner³¹, N. Garelli¹⁴³, V. Garonne¹¹⁹, C. Gatti⁴⁷, A. Gaudiello^{50a,50b}, G. Audio^{121a}, B. Gaur¹⁴¹, L. Gauthier⁹⁵, P. Gauzzi^{132a,132b}, I. L. Gavrilenko⁹⁶, C. Gay¹⁶⁸, G. Gaycken²¹, E. N. Gazis¹⁰, P. Ge^{33d}, Z. Gece¹⁶⁸, C. N. P. Gee¹³¹, Ch. Geich-Gimbel²¹, M. P. Geisler^{58a}, C. Gemme^{50a}, M. H. Genest⁵⁵, C. Geng^{33b,o}, S. Gentile^{132a,132b}, M. George⁵⁴, S. George⁷⁷, D. Gerbaudo¹⁶³, A. Gershon¹⁵³, S. Ghasemi¹⁴¹, H. Ghazlane^{135b}, B. Giacobbe^{20a}, S. Giagu^{132a,132b}, V. Giangiobbe¹², P. Giannetti^{124a,124b}, B. Gibbard²⁵, S. M. Gibson⁷⁷, M. Gignac¹⁶⁸, M. Gilchriese¹⁵, T. P. S. Gillam²⁸, D. Gillberg³⁰, G. Gilles³⁴, D. M. Gingrich^{3,d}, N. Giokaris⁹, M. P. Giordani^{164a,164c}, F. M. Giorgi^{20a}, F. M. Giorgi¹⁶, P. F. Giraud¹³⁶, P. Giromini⁴⁷, D. Giugni^{91a}, C. Giuliani¹⁰¹, M. Giulini^{58b}, B. K. Gjelsten¹¹⁹, S. Gkaitatzis¹⁵⁴, I. Gkialas¹⁵⁴, E. L. Gkoukousis¹¹⁷, L. K. Gladilin⁹⁹, C. Glasman⁸², J. Glatzer³⁰, P. C. F. Glaysher⁴⁶, A. Glazov⁴², M. Goblirsch-Kolb¹⁰¹, J. R. Goddard⁷⁶, J. Godlewski³⁹, S. Goldfarb⁸⁹, T. Golling⁴⁹, D. Golubkov¹³⁰, A. Gomes^{126a,126b,126d}, R. Gonçalves^{126a}, J. Goncalves Pinto Firmino Da Costa¹³⁶, L. Gonella²¹, S. González de la Hoz¹⁶⁷, G. Gonzalez Parra¹², S. Gonzalez-Sevilla⁴⁹, L. Goossens³⁰, P. A. Gorbounov⁹⁷, H. A. Gordon²⁵, I. Gorelov¹⁰⁵, B. Gorini³⁰, E. Gorini^{73a,73b}, A. Gorišek⁷⁵, E. Gornicki³⁹, A. T. Goshaw⁴⁵, C. Gössling⁴³, M. I. Gostkin⁶⁵, D. Goujdami^{135c}, A. G. Goussiou¹³⁸, N. Govender^{145b}, E. Gozani¹⁵², L. Graber⁵⁴, I. Grabowska-Bold^{38a}, P. O. J. Gradin¹⁶⁶, P. Grafström^{20a,20b}, J. Gramling⁴⁹, E. Gramstad¹¹⁹, S. Grancagnolo¹⁶, V. Gratchev¹²³, H. M. Gray³⁰, E. Graziani^{134a}, Z. D. Greenwood^{79,p}, C. Grefe²¹, K. Gregersen⁷⁸, I. M. Gregor⁴², P. Grenier¹⁴³, J. Griffiths⁸, A. A. Grillo¹³⁷, K. Grimm⁷², S. Grinstein^{12,q}, Ph. Gris³⁴, J.-F. Grivaz¹¹⁷, S. Groh⁸³, J. P. Grohs⁴⁴, A. Grohsjean⁴², E. Gross¹⁷², J. Grosse-Knetter⁵⁴, G. C. Grossi⁷⁹, Z. J. Grout¹⁴⁹, L. Guan⁸⁹, J. Guenther¹²⁸, F. Guescini⁴⁹, D. Guest¹⁶³, O. Gueta¹⁵³, E. Guido^{50a,50b}, T. Guillemin¹¹⁷, S. Guindon², U. Gul⁵³, C. Gumpert³⁰, J. Guo^{33e}, Y. Guo^{33b,o}, S. Gupta¹²⁰, G. Gustavino^{132a,132b}, P. Gutierrez¹¹³, N. G. Gutierrez Ortiz⁷⁸, C. Gutsche⁴⁴, C. Guyot¹³⁶, C. Gwenlan¹²⁰, C. B. Gwilliam⁷⁴, A. Haas¹¹⁰, C. Haber¹⁵, H. K. Hadavand⁸, N. Haddad^{135e}, P. Haefner²¹, S. Hageböck²¹, Z. Hajduk³⁹, H. Hakobyan¹⁷⁷, M. Haleem⁴², J. Haley¹¹⁴, D. Hall¹²⁰, G. Halladjian⁹⁰, G. D. Hallewell⁸⁵, K. Hamacher¹⁷⁵, P. Hamal¹¹⁵, K. Hamano¹⁶⁹, A. Hamilton^{145a}, G. N. Hamity¹³⁹, P. G. Hamnett⁴², L. Han^{33b}, K. Hanagaki^{66,r}, K. Hanawa¹⁵⁵, M. Hance¹³⁷, B. Haney¹²², P. Hanke^{58a}, R. Hanna¹³⁶, J. B. Hansen³⁶, J. D. Hansen³⁶, M. C. Hansen²¹, P. H. Hansen³⁶, K. Hara¹⁶⁰, A. S. Hard¹⁷³, T. Harenberg¹⁷⁵, F. Hariri¹¹⁷, S. Harkusha⁹², R. D. Harrington⁴⁶, P. F. Harrison¹⁷⁰, F. Hartjes¹⁰⁷, M. Hasegawa⁶⁷, Y. Hasegawa¹⁴⁰, A. Hasib¹¹³, S. Hassani¹³⁶, S. Haug¹⁷, R. Hauser⁹⁰, L. Hauswald⁴⁴, M. Havranek¹²⁷, C. M. Hawkes¹⁸, R. J. Hawkings³⁰, A. D. Hawkins⁸¹, T. Hayashi¹⁶⁰, D. Hayden⁹⁰, C. P. Hays¹²⁰, J. M. Hays⁷⁶, H. S. Hayward⁷⁴, S. J. Haywood¹³¹, S. J. Head¹⁸, T. Heck⁸³, V. Hedberg⁸¹, L. Heelan⁸, S. Heim¹²², T. Heim¹⁷⁵, B. Heinemann¹⁵, L. Heinrich¹¹⁰, J. Hejbal¹²⁷, L. Helary²², S. Hellman^{146a,146b}, C. Helsens³⁰, J. Henderson¹²⁰, R. C. W. Henderson⁷², Y. Heng¹⁷³, C. Hengler⁴², S. Henkelmann¹⁶⁸, A. Henrichs¹⁷⁶, A. M. Henriques Correia³⁰, S. Henrot-Versille¹¹⁷, G. H. Herbert¹⁶, Y. Hernández Jiménez¹⁶⁷, G. Herten⁴⁸, R. Hertenberger¹⁰⁰, L. Hervas³⁰, G. G. Hesketh⁷⁸, N. P. Hessey¹⁰⁷, J. W. Hetherly⁴⁰, R. Hickling⁷⁶, E. Higón-Rodríguez¹⁶⁷, E. Hill¹⁶⁹, J. C. Hill²⁸, K. H. Hiller⁴², S. J. Hillier¹⁸, I. Hinchliffe¹⁵, E. Hines¹²², R. R. Hinman¹⁵, M. Hirose¹⁵⁷, D. Hirschbuehl¹⁷⁵, J. Hobbs¹⁴⁸, N. Hod¹⁰⁷, M. C. Hodgkinson¹³⁹, P. Hodgson¹³⁹, A. Hoecker³⁰, M. R. Hoefkamp¹⁰⁵, F. Hoenig¹⁰⁰, M. Hohlfeld⁸³, D. Hohn²¹, T. R. Holmes¹⁵, M. Homann⁴³, T. M. Hong¹²⁵, B. H. Hoerberman¹⁶⁵, W. H. Hopkins¹¹⁶, Y. Horii¹⁰³, A. J. Horton¹⁴², J.-Y. Hostachy⁵⁵, S. Hou¹⁵¹, A. Houmada^{135a}, J. Howard¹²⁰, J. Howarth⁴², M. Hrabovsky¹¹⁵, I. Hristova¹⁶, J. Hrivnac¹¹⁷, T. Hryn'ova⁵, A. Hrynevich⁹³, C. Hsu^{145c}, P. J. Hsu^{151,s}, S.-C. Hsu¹³⁸, D. Hu³⁵, Q. Hu^{33b}, X. Hu⁸⁹, Y. Huang⁴², Z. Hubacek¹²⁸, F. Hubaut⁸⁵, F. Huegging²¹, T. B. Huffman¹²⁰, E. W. Hughes³⁵, G. Hughes⁷², M. Huhtinen³⁰, T. A. Hülsing⁸³, N. Huseynov^{65,b}, J. Huston⁹⁰, J. Huth⁵⁷, G. Iacobucci⁴⁹, G. Iakovidis²⁵, I. Ibragimov¹⁴¹, L. Iconomidou-Fayard¹¹⁷, E. Ideal¹⁷⁶, Z. Idrissi^{135e}, P. Iengo³⁰, O. Igonkina¹⁰⁷, T. Iizawa¹⁷¹, Y. Ikegami⁶⁶, M. Ikeno⁶⁶, Y. Ilchenko^{31,t}, D. Iliadis¹⁵⁴, N. Ilic¹⁴³, T. Ince¹⁰¹, G. Introzzi^{121a,121b}, P. Ioannou⁹, M. Iodice^{134a}, K. Iordanidou³⁵, V. Ippolito⁵⁷,

A. Irlles Quiles¹⁶⁷, C. Isaksson¹⁶⁶, M. Ishino⁶⁸, M. Ishitsuka¹⁵⁷, R. Ishmukhametov¹¹¹, C. Issever¹²⁰, S. Istin^{19a}, J. M. Iturbe Ponce⁸⁴, R. Iuppa^{133a,133b}, J. Ivarsson⁸¹, W. Iwanski³⁹, H. Iwasaki⁶⁶, J. M. Izen⁴¹, V. Izzo^{104a}, S. Jabbar³, B. Jackson¹²², M. Jackson⁷⁴, P. Jackson¹, M. R. Jaekel³⁰, V. Jain², K. B. Jakobi⁸³, K. Jakobs⁴⁸, S. Jakobsen³⁰, T. Jakoubek¹²⁷, J. Jakubek¹²⁸, D. O. Jamin¹¹⁴, D. K. Jana⁷⁹, E. Jansen⁷⁸, R. Jansky⁶², J. Janssen²¹, M. Janus⁵⁴, G. Jarlskog⁸¹, N. Javadov^{65,b}, T. Javůrek⁴⁸, L. Jeanty¹⁵, J. Jejelava^{51a,u}, G.-Y. Jeng¹⁵⁰, D. Jennens⁸⁸, P. Jenni^{48,v}, J. Jentsch⁴³, C. Jeske¹⁷⁰, S. Jézéquel⁵, H. Ji¹⁷³, J. Jia¹⁴⁸, Y. Jiang^{33b}, S. Jiggins⁷⁸, J. Jimenez Pena¹⁶⁷, S. Jin^{33a}, A. Jinaru^{26b}, O. Jinnouchi¹⁵⁷, M. D. Joergensen³⁶, P. Johansson¹³⁹, K. A. Johns⁷, W. J. Johnson¹³⁸, K. Jon-And^{146a,146b}, G. Jones¹⁷⁰, R. W. L. Jones⁷², T. J. Jones⁷⁴, J. Jongmanns^{58a}, P. M. Jorge^{126a,126b}, K. D. Joshi⁸⁴, J. Jovicevic^{159a}, X. Ju¹⁷³, A. Juste Rozas^{12,q}, M. Kaci¹⁶⁷, A. Kaczmarzka³⁹, M. Kado¹¹⁷, H. Kagan¹¹¹, M. Kagan¹⁴³, S. J. Kahn⁸⁵, E. Kajomovitz⁴⁵, C. W. Kalderon¹²⁰, A. Kaluza⁸³, S. Kama⁴⁰, A. Kamenshchikov¹³⁰, N. Kanaya¹⁵⁵, S. Kaneti²⁸, V. A. Kantserov⁹⁸, J. Kanzaki⁶⁶, B. Kaplan¹¹⁰, L. S. Kaplan¹⁷³, A. Kapliy³¹, D. Kar^{145c}, K. Karakostas¹⁰, A. Karamaoun³, N. Karastathis^{10,107}, M. J. Kareem⁵⁴, E. Karentzos¹⁰, M. Karnevskiy⁸³, S. N. Karpov⁶⁵, Z. M. Karpova⁶⁵, K. Karthik¹¹⁰, V. Kartvelishvili⁷², A. N. Karyukhin¹³⁰, K. Kasahara¹⁶⁰, L. Kashif¹⁷³, R. D. Kass¹¹¹, A. Kastanas¹⁴, Y. Kataoka¹⁵⁵, C. Kato¹⁵⁵, A. Katre⁴⁹, J. Katzy⁴², K. Kawade¹⁰³, K. Kawagoe⁷⁰, T. Kawamoto¹⁵⁵, G. Kawamura⁵⁴, S. Kazama¹⁵⁵, V. F. Kazanin^{109,c}, R. Keeler¹⁶⁹, R. Kehoe⁴⁰, J. S. Keller⁴², J. J. Kempster⁷⁷, H. Keoshkerian⁸⁴, O. Kepka¹²⁷, B. P. Kerševan⁷⁵, S. Kersten¹⁷⁵, R. A. Keyes⁸⁷, F. Khalil-zada¹¹, H. Khandanyan^{146a,146b}, A. Khanov¹¹⁴, A. G. Kharlamov^{109,c}, T. J. Khoo²⁸, V. Khovanskij⁹⁷, E. Khramov⁶⁵, J. Khubua^{51b,w}, S. Kido⁶⁷, H. Y. Kim⁸, S. H. Kim¹⁶⁰, Y. K. Kim³¹, N. Kimura¹⁵⁴, O. M. Kind¹⁶, B. T. King⁷⁴, M. King¹⁶⁷, S. B. King¹⁶⁸, J. Kirk¹³¹, A. E. Kiryunin¹⁰¹, T. Kishimoto⁶⁷, D. Kisielewska^{38a}, F. Kiss⁴⁸, K. Kiuchi¹⁶⁰, O. Kivernyk¹³⁶, E. Kladiva^{144b}, M. H. Klein³⁵, M. Klein⁷⁴, U. Klein⁷⁴, K. Kleinknecht⁸³, P. Klimek^{146a,146b}, A. Klimentov²⁵, R. Klingenberg⁴³, J. A. Klinger¹³⁹, T. Klioutchnikova³⁰, E.-E. Kluge^{58a}, P. Kluit¹⁰⁷, S. Kluth¹⁰¹, J. Knapik³⁹, E. Kneringer⁶², E. B. F. G. Knoops⁸⁵, A. Knue⁵³, A. Kobayashi¹⁵⁵, D. Kobayashi¹⁵⁷, T. Kobayashi¹⁵⁵, M. Kobel⁴⁴, M. Kocian¹⁴³, P. Kodys¹²⁹, T. Koffas²⁹, E. Koffeman¹⁰⁷, L. A. Kogan¹²⁰, S. Kohlmann¹⁷⁵, Z. Kohout¹²⁸, T. Kohriki⁶⁶, T. Koi¹⁴³, H. Kolanoski¹⁶, M. Kolb^{58b}, I. Koletsou⁵, A. A. Komar^{96,*}, Y. Komori¹⁵⁵, T. Kondo⁶⁶, N. Kondrashova⁴², K. Köneke⁴⁸, A. C. König¹⁰⁶, T. Kono⁶⁶, R. Konoplich^{110,x}, N. Konstantinidis⁷⁸, R. Kopeliansky¹⁵², S. Koperny^{38a}, L. Köpke⁸³, A. K. Kopp⁴⁸, K. Korcyl³⁹, K. Kordas¹⁵⁴, A. Korn⁷⁸, A. A. Korol^{109,c}, I. Korolkov¹², E. V. Korolkova¹³⁹, O. Kortner¹⁰¹, S. Kortner¹⁰¹, T. Kosek¹²⁹, V. V. Kostyukhin²¹, V. M. Kotov⁶⁵, A. Kotwal⁴⁵, A. Kourkoumeli-Charalampidi¹⁵⁴, C. Kourkoumelis⁹, V. Kouskoura²⁵, A. Koutsman^{159a}, R. Kowalewski¹⁶⁹, T. Z. Kowalski^{38a}, W. Kozanecki¹³⁶, A. S. Kozhin¹³⁰, V. A. Kramarenko⁹⁹, G. Kramberger⁷⁵, D. Krasnopevtsev⁹⁸, M. W. Krasny⁸⁰, A. Krasznahorkay³⁰, J. K. Kraus²¹, A. Kravchenko²⁵, S. Kreiss¹¹⁰, M. Kretz^{58c}, J. Kretzschmar⁷⁴, K. Kreutzfeldt⁵², P. Krieger¹⁵⁸, K. Krizka³¹, K. Kroeninger⁴³, H. Kroha¹⁰¹, J. Kroll¹²², J. Kroseberg²¹, J. Krstic¹³, U. Kruchonak⁶⁵, H. Krüger²¹, N. Krumnack⁶⁴, A. Kruse¹⁷³, M. C. Kruse⁴⁵, M. Kruskal²², T. Kubota⁸⁸, H. Kucuk⁷⁸, S. Kuday^{4b}, S. Kuehn⁴⁸, A. Kugel^{58c}, F. Kuger¹⁷⁴, A. Kuhl¹³⁷, T. Kuhl⁴², V. Kukhtin⁶⁵, R. Kukla¹³⁶, Y. Kulchitsky⁹², S. Kuleshov^{32b}, M. Kuna^{132a,132b}, T. Kunigo⁶⁸, A. Kupco¹²⁷, H. Kurashige⁶⁷, Y. A. Kurochkin⁹², V. Kus¹²⁷, E. S. Kuwertz¹⁶⁹, M. Kuze¹⁵⁷, J. Kvita¹¹⁵, T. Kwan¹⁶⁹, D. Kyriazopoulos¹³⁹, A. La Rosa¹³⁷, J. L. La Rosa Navarro^{24d}, L. La Rotonda^{37a,37b}, C. Lacasta¹⁶⁷, F. Lacava^{132a,132b}, J. Lacey²⁹, H. Lacker¹⁶, D. Lacour⁸⁰, V. R. Lacuesta¹⁶⁷, E. Ladygin⁶⁵, R. Lafaye⁵, B. Laforge⁸⁰, T. Lagouri¹⁷⁶, S. Lai⁵⁴, L. Lambourne⁷⁸, S. Lammers⁶¹, C. L. Lampen⁷, W. Lampf⁷, E. Lançon¹³⁶, U. Landgraf⁴⁸, M. P. J. Landon⁷⁶, V. S. Lang^{58a}, J. C. Lange¹², A. J. Lankford¹⁶³, F. Lanni²⁵, K. Lantzsch²¹, A. Lanza^{121a}, S. Laplace⁸⁰, C. Lapoire³⁰, J. F. Laporte¹³⁶, T. Lari^{91a}, F. Lasagni Manghi^{20a,20b}, M. Lassnig³⁰, P. Laurelli⁴⁷, W. Lavrijsen¹⁵, A. T. Law¹³⁷, P. Laycock⁷⁴, T. Lazovich⁵⁷, O. Le Dortz⁸⁰, E. Le Guirriec⁸⁵, E. Le Menedeu¹², M. LeBlanc¹⁶⁹, T. LeCompte⁶, F. Ledroit-Guillon⁵⁵, C. A. Lee^{145a}, S. C. Lee¹⁵¹, L. Lee¹, G. Lefebvre⁸⁰, M. Lefebvre¹⁶⁹, F. Legger¹⁰⁰, C. Leggett¹⁵, A. Lehan⁷⁴, G. Lehmann Miotto³⁰, X. Lei⁷, W. A. Leight²⁹, A. Leisos^{154,y}, A. G. Leister¹⁷⁶, M. A. L. Leite^{24d}, R. Leitner¹²⁹, D. Lellouch¹⁷², B. Lemmer⁵⁴, K. J. C. Leney⁷⁸, T. Lenz²¹, B. Lenzi³⁰, R. Leone⁷, S. Leone^{124a,124b}, C. Leonidopoulos⁴⁶, S. Leontsinis¹⁰, C. Leroy⁹⁵, C. G. Lester²⁸, M. Levchenko¹²³, J. Levêque⁵, D. Levin⁸⁹, L. J. Levinson¹⁷², M. Levy¹⁸, A. Lewis¹²⁰, A. M. Leyko²¹, M. Leyton⁴¹, B. Li^{33b,z}, H. Li¹⁴⁸, H. L. Li³¹, L. Li⁴⁵, L. Li^{33e}, S. Li⁴⁵, X. Li⁸⁴, Y. Li^{33c,aa}, Z. Liang¹³⁷, H. Liao³⁴, B. Liberti^{133a}, A. Liblong¹⁵⁸, P. Lichard³⁰, K. Lie¹⁶⁵, J. Liebal²¹, W. Liebig¹⁴, C. Limbach²¹, A. Limosani¹⁵⁰, S. C. Lin^{151,ab}, T. H. Lin⁸³, F. Linde¹⁰⁷, B. E. Lindquist¹⁴⁸, J. T. Linnemann⁹⁰, E. Lipeles¹²², A. Lipniacka¹⁴, M. Lisovsky^{58b}, T. M. Liss¹⁶⁵, D. Lissauer²⁵, A. Lister¹⁶⁸, A. M. Litke¹³⁷, B. Liu^{151,ac}, D. Liu¹⁵¹, H. Liu⁸⁹, J. Liu⁸⁵, J. B. Liu^{33b}, K. Liu⁸⁵, L. Liu¹⁶⁵, M. Liu⁴⁵, M. Liu^{33b}, Y. Liu^{33b}, M. Livan^{121a,121b}, A. Lleres⁵⁵, J. Llorente Merino⁸², S. L. Lloyd⁷⁶, F. Lo Sterzo¹⁵¹, E. Lobodzinska⁴², P. Loch⁷, W. S. Lockman¹³⁷, F. K. Loebinger⁸⁴, A. E. Loevschall-Jensen³⁶, K. M. Loew²³, A. Loginov¹⁷⁶, T. Lohse¹⁶, K. Lohwasser⁴², M. Lokajicek¹²⁷, B. A. Long²², J. D. Long¹⁶⁵, R. E. Long⁷², K. A. Looper¹¹¹, L. Lopes^{126a}, D. Lopez Mateos⁵⁷, B. Lopez Paredes¹³⁹, I. Lopez Paz¹², J. Lorenz¹⁰⁰, N. Lorenzo Martinez⁶¹, M. Losada¹⁶², P. J. Lösel¹⁰⁰, X. Lou^{33a}, A. Lounis¹¹⁷, J. Love⁶, P. A. Love⁷², H. Lu^{60a}, N. Lu⁸⁹, H. J. Lubatti¹³⁸, C. Luci^{132a,132b}, A. Lucotte⁵⁵, C. Luedtke⁴⁸, F. Luehring⁶¹, W. Lukas⁶²,

L. Luminari^{132a}, O. Lundberg^{146a,146b}, B. Lund-Jensen¹⁴⁷, D. Lynn²⁵, R. Lysak¹²⁷, E. Lytken⁸¹, H. Ma²⁵, L. L. Ma^{33d}, G. Maccarrone⁴⁷, A. Macchiolo¹⁰¹, C. M. Macdonald¹³⁹, B. Maček⁷⁵, J. Machado Miguens^{122,126b}, D. Macina³⁰, D. Madaffari⁸⁵, R. Madar³⁴, H. J. Maddocks⁷², W. F. Mader⁴⁴, A. Madsen⁴², J. Maeda⁶⁷, S. Maeland¹⁴, T. Maeno²⁵, A. Maeviskiy⁹⁹, E. Magradze⁵⁴, K. Mahboubi⁴⁸, J. Mahlstedt¹⁰⁷, C. Maiani¹³⁶, C. Maidantchik^{24a}, A. A. Maier¹⁰¹, T. Maier¹⁰⁰, A. Maio^{126a,126b,126d}, S. Majewski¹¹⁶, Y. Makida⁶⁶, N. Makovec¹¹⁷, B. Malaescu⁸⁰, Pa. Malecki³⁹, V. P. Maleev¹²³, F. Malek⁵⁵, U. Mallik⁶³, D. Malon⁶, C. Malone¹⁴³, S. Maltezos¹⁰, V. M. Malyshev¹⁰⁹, S. Malyukov³⁰, J. Mamuzic⁴², G. Mancini⁴⁷, B. Mandelli³⁰, L. Mandelli^{91a}, I. Mandić⁷⁵, R. Mandrysch⁶³, J. Maneira^{126a,126b}, L. Manhaes de Andrade Filho^{24b}, J. Manjarres Ramos^{159b}, A. Mann¹⁰⁰, A. Manousakis-Katsikakis⁹, B. Mansoulié¹³⁶, R. Mantifel⁸⁷, M. Mantoani⁵⁴, L. Mapelli³⁰, L. March^{145c}, G. Marchiori⁸⁰, M. Marcisovsky¹²⁷, C. P. Marino¹⁶⁹, M. Marjanovic¹³, D. E. Marley⁸⁹, F. Marroquin^{24a}, S. P. Marsden⁸⁴, Z. Marshall¹⁵, L. F. Marti¹⁷, S. Marti-Garcia¹⁶⁷, B. Martin⁹⁰, T. A. Martin¹⁷⁰, V. J. Martin⁴⁶, B. Martin dit Latour¹⁴, M. Martinez^{12,q}, S. Martin-Haugh¹³¹, V. S. Martoiu^{26b}, A. C. Martyniuk⁷⁸, M. Marx¹³⁸, F. Marzano^{132a}, A. Marzin³⁰, L. Masetti⁸³, T. Mashimo¹⁵⁵, R. Mashinistov⁹⁶, J. Masik⁸⁴, A. L. Maslennikov^{109,c}, I. Massa^{20a,20b}, L. Massa^{20a,20b}, P. Mastrandrea⁵, A. Mastroberardino^{37a,37b}, T. Masubuchi¹⁵⁵, P. Mättig¹⁷⁵, J. Mattmann⁸³, J. Maurer^{26b}, S. J. Maxfield⁷⁴, D. A. Maximov^{109,c}, R. Mazini¹⁵¹, S. M. Mazza^{91a,91b}, G. Mc Goldrick¹⁵⁸, S. P. Mc Kee⁸⁹, A. McCann⁸⁹, R. L. McCarthy¹⁴⁸, T. G. McCarthy²⁹, N. A. McCubbin¹³¹, K. W. McFarlane^{56,*}, J. A. MCFayden⁷⁸, G. Mchedlidge⁵⁴, S. J. McMahon¹³¹, R. A. McPherson^{169,1}, M. Medinnis⁴², S. Meehan¹³⁸, S. Mehlhase¹⁰⁰, A. Mehta⁷⁴, K. Meier^{58a}, C. Meineck¹⁰⁰, B. Meirose⁴¹, B. R. Mellado Garcia^{145c}, F. Meloni¹⁷, A. Mengarelli^{20a,20b}, S. Menke¹⁰¹, E. Meoni¹⁶¹, K. M. Mercurio⁵⁷, S. Mergelmeyer²¹, P. Mermod⁴⁹, L. Merola^{104a,104b}, C. Meroni^{91a}, F. S. Merritt³¹, A. Messina^{132a,132b}, J. Metcalfe⁶, A. S. Mete¹⁶³, C. Meyer⁸³, C. Meyer¹²², J.-P. Meyer¹³⁶, J. Meyer¹⁰⁷, H. Meyer Zu Theenhausen^{58a}, R. P. Middleton¹³¹, S. Migliorani^{164a,164c}, L. Mijović²¹, G. Mikenberg¹⁷², M. Mikestikova¹²⁷, M. Mikuž⁷⁵, M. Milesi⁸⁸, A. Milic³⁰, D. W. Miller³¹, C. Mills⁴⁶, A. Milov¹⁷², D. A. Milstead^{146a,146b}, A. A. Minaenko¹³⁰, Y. Minami¹⁵⁵, I. A. Minashvili⁶⁵, A. I. Mincer¹¹⁰, B. Mindur^{38a}, M. Mineev⁶⁵, Y. Ming¹⁷³, L. M. Mir¹², K. P. Mistry¹²², T. Mitani¹⁷¹, J. Mitrevski¹⁰⁰, V. A. Mitsou¹⁶⁷, A. Miucci⁴⁹, P. S. Miyagawa¹³⁹, J. U. Mjörnmark⁸¹, T. Moa^{146a,146b}, K. Mochizuki⁸⁵, S. Mohapatra³⁵, W. Mohr⁴⁸, S. Molander^{146a,146b}, R. Moles-Valls²¹, R. Monden⁶⁸, M. C. Mondragon⁹⁰, K. Mönig⁴², C. Monini⁵⁵, J. Monk³⁶, E. Monnier⁸⁵, A. Montalbano¹⁴⁸, J. Montejo Berlingen³⁰, F. Monticelli⁷¹, S. Monzani^{132a,132b}, R. W. Moore³, N. Morange¹¹⁷, D. Moreno¹⁶², M. Moreno Llacer⁵⁴, P. Morettini^{50a}, D. Mori¹⁴², T. Mori¹⁵⁵, M. Morii⁵⁷, M. Morinaga¹⁵⁵, V. Morisbak¹¹⁹, S. Moritz⁸³, A. K. Morley¹⁵⁰, G. Mornacchi³⁰, J. D. Morris⁷⁶, S. S. Mortensen³⁶, A. Morton⁵³, L. Morvaj¹⁰³, M. Mosidze^{51b}, J. Moss¹⁴³, K. Motohashi¹⁵⁷, R. Mout¹⁴³, E. Mountricha²⁵, S. V. Mouraviev^{96,*}, E. J. W. Moyse⁸⁶, S. Muanza⁸⁵, R. D. Mudd¹⁸, F. Mueller¹⁰¹, J. Mueller¹²⁵, R. S. P. Mueller¹⁰⁰, T. Mueller²⁸, D. Muenstermann⁴⁹, P. Mullen⁵³, G. A. Mullier¹⁷, F. J. Munoz Sanchez⁸⁴, J. A. Murillo Quijada¹⁸, W. J. Murray^{170,131}, H. Musheghyan⁵⁴, E. Musto¹⁵², A. G. Myagkov^{130,ad}, M. Myska¹²⁸, B. P. Nachman¹⁴³, O. Nackenhurst⁴⁹, J. Nadal⁵⁴, K. Nagai¹²⁰, R. Nagai¹⁵⁷, Y. Nagai⁸⁵, K. Nagano⁶⁶, A. Nagarkar¹¹¹, Y. Nagasaka⁵⁹, K. Nagata¹⁶⁰, M. Nagel¹⁰¹, E. Nagy⁸⁵, A. M. Nairz³⁰, Y. Nakahama³⁰, K. Nakamura⁶⁶, T. Nakamura¹⁵⁵, I. Nakano¹¹², H. Namasivayam⁴¹, R. F. Naranjo Garcia⁴², R. Narayan³¹, D. I. Narrias Villar^{58a}, T. Naumann⁴², G. Navarro¹⁶², R. Nayyar⁷, H. A. Neal⁸⁹, P. Yu. Nechaeva⁹⁶, T. J. Neep⁸⁴, P. D. Nef¹⁴³, A. Negri^{121a,121b}, M. Negrini^{20a}, S. Nektarijevic¹⁰⁶, C. Nellist¹¹⁷, A. Nelson¹⁶³, S. Nemecek¹²⁷, P. Nemethy¹¹⁰, A. A. Nepomuceno^{24a}, M. Nessi^{30,ae}, M. S. Neubauer¹⁶⁵, M. Neumann¹⁷⁵, R. M. Neves¹¹⁰, P. Nevski²⁵, P. R. Newman¹⁸, D. H. Nguyen⁶, R. B. Nickerson¹²⁰, R. Nicolaidou¹³⁶, B. Nicquevert³⁰, J. Nielsen¹³⁷, N. Nikiporou³⁵, A. Nikiporov¹⁶, V. Nikolaenko^{130,ad}, I. Nikolic-Audit⁸⁰, K. Nikolopoulos¹⁸, J. K. Nilsen¹¹⁹, P. Nilsson²⁵, Y. Ninomiya¹⁵⁵, A. Nisati^{132a}, R. Nisius¹⁰¹, T. Nobe¹⁵⁵, L. Nodulman⁶, M. Nomachi¹¹⁸, I. Nomidis²⁹, T. Nooney⁷⁶, S. Norberg¹¹³, M. Nordberg³⁰, O. Novgorodova⁴⁴, S. Nowak¹⁰¹, M. Nozaki⁶⁶, L. Nozka¹¹⁵, K. Ntekas¹⁰, G. Nunes Hanninger⁸⁸, T. Nunnemann¹⁰⁰, E. Nurse⁷⁸, F. Nuti⁸⁸, F. O'grady⁷, D. C. O'Neil¹⁴², V. O'Shea⁵³, F. G. Oakham^{29,d}, H. Oberlack¹⁰¹, T. Obermann²¹, J. Ocariz⁸⁰, A. Ochi⁶⁷, I. Ochoa³⁵, J. P. Ochoa-Ricoux^{32a}, S. Oda⁷⁰, S. Odaka⁶⁶, H. Ogren⁶¹, A. Oh⁸⁴, S. H. Oh⁴⁵, C. C. Ohm¹⁵, H. Ohman¹⁶⁶, H. Oide³⁰, W. Okamura¹¹⁸, H. Okawa¹⁶⁰, Y. Okumura³¹, T. Okuyama⁶⁶, A. Olariu^{26b}, S. A. Olivares Pino⁴⁶, D. Oliveira Damazio²⁵, A. Olszewski³⁹, J. Olszowska³⁹, A. Onofre^{126a,126e}, K. Onogi¹⁰³, P. U. E. Onyisi^{31,t}, C. J. Oram^{159a}, M. J. Oreglia³¹, Y. Oren¹⁵³, D. Orestano^{134a,134b}, N. Orlando¹⁵⁴, C. Oropeza Barrera⁵³, R. S. Orr¹⁵⁸, B. Osculati^{50a,50b}, R. Ospanov⁸⁴, G. Otero y Garzon²⁷, H. Otono⁷⁰, M. Ouchrif^{135d}, F. Ould-Saada¹¹⁹, A. Ouraou¹³⁶, K. P. Oussoren¹⁰⁷, Q. Ouyang^{33a}, A. Ovcharova¹⁵, M. Owen⁵³, R. E. Owen¹⁸, V. E. Ozcan^{19a}, N. Ozturk⁸, K. Pachal¹⁴², A. Pacheco Pages¹², C. Padilla Aranda¹², M. Pagáčová⁴⁸, S. Pagan Griso¹⁵, E. Paganis¹³⁹, F. Paige²⁵, P. Pais⁸⁶, K. Pajchel¹¹⁹, G. Palacino^{159b}, S. Palestini³⁰, M. Palka^{38b}, D. Pallin³⁴, A. Palma^{126a,126b}, Y. B. Pan¹⁷³, E. St. Panagiotopoulou¹⁰, C. E. Pandini⁸⁰, J. G. Panduro Vazquez⁷⁷, P. Pani^{146a,146b}, S. Panitkin²⁵, D. Pantea^{26b}, L. Paolozzi⁴⁹, Th. D. Papadopoulou¹⁰, K. Papageorgiou¹⁵⁴, A. Paramonov⁶, D. Paredes Hernandez¹⁷⁶, M. A. Parker²⁸, K. A. Parker¹³⁹, F. Parodi^{50a,50b}, J. A. Parsons³⁵, U. Parzefall⁴⁸, E. Pasqualucci^{132a}, S. Passaggio^{50a},

F. Pastore^{134a,134b,*}, Fr. Pastore⁷⁷, G. Pásztor²⁹, S. Pataraiia¹⁷⁵, N. D. Patel¹⁵⁰, J. R. Pater⁸⁴, T. Pauly³⁰, J. Pearce¹⁶⁹, B. Pearson¹¹³, L. E. Pedersen³⁶, M. Pedersen¹¹⁹, S. Pedraza Lopez¹⁶⁷, R. Pedro^{126a,126b}, S. V. Peleganchuk^{109,c}, D. Pelikan¹⁶⁶, O. Penc¹²⁷, C. Peng^{33a}, H. Peng^{33b}, B. Penning³¹, J. Penwell⁶¹, D. V. Perepelitsa²⁵, E. Perez Codina^{159a}, M. T. Pérez García-Están¹⁶⁷, L. Perini^{91a,91b}, H. Pernegger³⁰, S. Perrella^{104a,104b}, R. Peschke⁴², V. D. Peshekhonov⁶⁵, K. Peters³⁰, R. F. Y. Peters⁸⁴, B. A. Petersen³⁰, T. C. Petersen³⁶, E. Petit⁴², A. Petridis¹, C. Petridou¹⁵⁴, P. Petroff¹¹⁷, E. Petrolo^{132a}, F. Petrucci^{134a,134b}, N. E. Pettersson¹⁵⁷, R. Pezoa^{32b}, P. W. Phillips¹³¹, G. Piacquadio¹⁴³, E. Pianori¹⁷⁰, A. Picazio⁴⁹, E. Piccaro⁷⁶, M. Piccinini^{20a,20b}, M. A. Pickering¹²⁰, R. Piegai²⁷, D. T. Pignotti¹¹¹, J. E. Pilcher³¹, A. D. Pilkington⁸⁴, A. W. J. Pin⁸⁴, J. Pina^{126a,126b,126d}, M. Pinamonti^{164a,164c,af}, J. L. Pinfeld³, A. Pingel³⁶, S. Pires⁸⁰, H. Pirumov⁴², M. Pitt¹⁷², C. Pizio^{91a,91b}, L. Plazak^{144a}, M.-A. Pleier²⁵, V. Pleskot¹²⁹, E. Plotnikova⁶⁵, P. Plucinski^{146a,146b}, D. Pluth⁶⁴, R. Poettgen^{146a,146b}, L. Poggioli¹¹⁷, D. Pohl²¹, G. Polesello^{121a}, A. Poley⁴², A. Policicchio^{37a,37b}, R. Polifka¹⁵⁸, A. Polini^{20a}, C. S. Pollard⁵³, V. Polychronakos²⁵, K. Pommès³⁰, L. Pontecorvo^{132a}, B. G. Pope⁹⁰, G. A. Popeneciu^{26c}, D. S. Popovic¹³, A. Poppleton³⁰, S. Pospisil¹²⁸, K. Potamianos¹⁵, I. N. Potrap⁶⁵, C. J. Potter¹⁴⁹, C. T. Potter¹¹⁶, G. Poulard³⁰, J. Poveda³⁰, V. Pozdnyakov⁶⁵, M. E. Pozo Astigarraga³⁰, P. Pralavorio⁸⁵, A. Pranko¹⁵, S. Prasad³⁰, S. Prell⁶⁴, D. Price⁸⁴, L. E. Price⁶, M. Primavera^{73a}, S. Prince⁸⁷, M. Proissl⁴⁶, K. Prokofiev^{60c}, F. Prokoshin^{32b}, E. Protopapadaki¹³⁶, S. Protopopescu²⁵, J. Proudfoot⁶, M. Przybycien^{38a}, E. Ptacek¹¹⁶, D. Puddu^{134a,134b}, E. Pueschel⁸⁶, D. Poldon¹⁴⁸, M. Purohit^{25,ag}, P. Puzo¹¹⁷, J. Qian⁸⁹, G. Qin⁵³, Y. Qin⁸⁴, A. Quadt⁵⁴, D. R. Quarrie¹⁵, W. B. Quayle^{164a,164b}, M. Queitsch-Maitland⁸⁴, D. Quilty⁵³, S. Raddum¹¹⁹, V. Radeka²⁵, V. Radescu⁴², S. K. Radhakrishnan¹⁴⁸, P. Radloff¹¹⁶, P. Rados⁸⁸, F. Ragusa^{91a,91b}, G. Rahal¹⁷⁸, S. Rajagopalan²⁵, M. Rammensee³⁰, C. Rangel-Smith¹⁶⁶, F. Rauscher¹⁰⁰, S. Rave⁸³, T. Ravenscroft⁵³, M. Raymond³⁰, A. L. Read¹¹⁹, N. P. Readioff⁷⁴, D. M. Rebuffi^{121a,121b}, A. Redelbach¹⁷⁴, G. Redlinger²⁵, R. Reece¹³⁷, K. Reeves⁴¹, L. Rehnisch¹⁶, J. Reichert¹²², H. Reisin²⁷, C. Rembser³⁰, H. Ren^{33a}, A. Renaud¹¹⁷, M. Rescigno^{132a}, S. Resconi^{91a}, O. L. Rezanova^{109,c}, P. Reznicek¹²⁹, R. Rezvani⁹⁵, R. Richter¹⁰¹, S. Richter⁷⁸, E. Richter-Was^{38b}, O. Ricken²¹, M. Ridel⁸⁰, P. Rieck¹⁶, C. J. Riegel¹⁷⁵, J. Rieger⁵⁴, O. Rifki¹¹³, M. Rijssenbeek¹⁴⁸, A. Rimoldi^{121a,121b}, L. Rinaldi^{20a}, B. Ristić⁴⁹, E. Ritsch³⁰, I. Riu¹², F. Rizatdinova¹¹⁴, E. Rizvi⁷⁶, S. H. Robertson^{87,1}, A. Robichaud-Veronneau⁸⁷, D. Robinson²⁸, J. E. M. Robinson⁴², A. Robson⁵³, C. Roda^{124a,124b}, S. Roe³⁰, O. Røhne¹¹⁹, A. Romaniouk⁹⁸, M. Romano^{20a,20b}, S. M. Romano Saez³⁴, E. Romero Adam¹⁶⁷, N. Rompotis¹³⁸, M. Ronzani⁴⁸, L. Roos⁸⁰, E. Ros¹⁶⁷, S. Rosati^{132a}, K. Rosbach⁴⁸, P. Rose¹³⁷, O. Rosenthal¹⁴¹, V. Rossetti^{146a,146b}, E. Rossi^{104a,104b}, L. P. Rossi^{50a}, J. H. N. Rosten²⁸, R. Rosten¹³⁸, M. Rotaru^{26b}, I. Roth¹⁷², J. Rothberg¹³⁸, D. Rousseau¹¹⁷, C. R. Royon¹³⁶, A. Rozanov⁸⁵, Y. Rozen¹⁵², X. Ruan^{145c}, F. Rubbo¹⁴³, I. Rubinskiy⁴², V. I. Rud⁹⁹, C. Rudolph⁴⁴, M. S. Rudolph¹⁵⁸, F. Rühr⁴⁸, A. Ruiz-Martinez³⁰, Z. Rurikova⁴⁸, N. A. Rusakovich⁶⁵, A. Ruschke¹⁰⁰, H. L. Russell¹³⁸, J. P. Rutherford⁷, N. Ruthmann³⁰, Y. F. Ryabov¹²³, M. Rybar¹⁶⁵, G. Rybkin¹¹⁷, N. C. Ryder¹²⁰, A. Ryzhov¹³⁰, A. F. Saavedra¹⁵⁰, G. Sabato¹⁰⁷, S. Sacerdoti²⁷, A. Saddique³, H. F.-W. Sadrozinski¹³⁷, R. Sadykov⁶⁵, F. Safai Tehrani^{132a}, P. Saha¹⁰⁸, M. Sahinsoy^{58a}, M. Saimpert¹³⁶, T. Saito¹⁵⁵, H. Sakamoto¹⁵⁵, Y. Sakurai¹⁷¹, G. Salamanna^{134a,134b}, A. Salamon^{133a}, J. E. Salazar Loyola^{32b}, M. Saleem¹¹³, D. Salek¹⁰⁷, P. H. Sales De Bruin¹³⁸, D. Salihagic¹⁰¹, A. Salnikov¹⁴³, J. Salt¹⁶⁷, D. Salvatore^{37a,37b}, F. Salvatore¹⁴⁹, A. Salvucci^{60a}, A. Salzburger³⁰, D. Sammel⁴⁸, D. Sampsonidis¹⁵⁴, A. Sanchez^{104a,104b}, J. Sánchez¹⁶⁷, V. Sanchez Martinez¹⁶⁷, H. Sandaker¹¹⁹, R. L. Sandbach⁷⁶, H. G. Sander⁸³, M. P. Sanders¹⁰⁰, M. Sandhoff¹⁷⁵, C. Sandoval¹⁶², R. Sandstroem¹⁰¹, D. P. C. Sankey¹³¹, M. Sannino^{50a,50b}, A. Sansoni⁴⁷, C. Santoni³⁴, R. Santonico^{133a,133b}, H. Santos^{126a}, I. Santoyo Castillo¹⁴⁹, K. Sapp¹²⁵, A. Saponov⁶⁵, J. G. Saraiva^{126a,126d}, B. Sarrazin²¹, O. Sasaki⁶⁶, Y. Sasaki¹⁵⁵, K. Sato¹⁶⁰, G. Sauvage^{5,*}, E. Sauvan⁵, G. Savage⁷⁷, P. Savard^{158,d}, C. Sawyer¹³¹, L. Sawyer^{79,p}, J. Saxon³¹, C. Sbarra^{20a}, A. Sbrizzi^{20a,20b}, T. Scanlon⁷⁸, D. A. Scannicchio¹⁶³, M. Scarcella¹⁵⁰, V. Scarfone^{37a,37b}, J. Schaarschmidt¹⁷², P. Schacht¹⁰¹, D. Schaefer³⁰, R. Schaefer⁴², J. Schaeffer⁸³, S. Schaepe²¹, S. Schatzel^{58b}, U. Schäfer⁸³, A. C. Schaffer¹¹⁷, D. Schaile¹⁰⁰, R. D. Schamberger¹⁴⁸, V. Scharf^{58a}, V. A. Schegelsky¹²³, D. Scheirich¹²⁹, M. Schernau¹⁶³, C. Schiavi^{50a,50b}, C. Schillo⁴⁸, M. Schioppa^{37a,37b}, S. Schlenker³⁰, K. Schmieden³⁰, C. Schmitt⁸³, S. Schmitt^{58b}, S. Schmitt⁴², S. Schmitz⁸³, B. Schneider^{159a}, Y. J. Schnellbach⁷⁴, U. Schnoor⁴⁴, L. Schoeffel¹³⁶, A. Schoening^{58b}, B. D. Schoenrock⁹⁰, E. Schopf²¹, A. L. S. Schorlemmer⁵⁴, M. Schott⁸³, D. Schouten^{159a}, J. Schovancova⁸, S. Schramm⁴⁹, M. Schreyer¹⁷⁴, N. Schuh⁸³, M. J. Schultens²¹, H.-C. Schultz-Coulon^{58a}, H. Schulz¹⁶, M. Schumacher⁴⁸, B. A. Schumm¹³⁷, Ph. Schune¹³⁶, C. Schwanenberger⁸⁴, A. Schwartzman¹⁴³, T. A. Schwarz⁸⁹, Ph. Schwegler¹⁰¹, H. Schweiger⁸⁴, Ph. Schwemling¹³⁶, R. Schwienhorst⁹⁰, J. Schwindling¹³⁶, T. Schwandt²¹, E. Scifo¹¹⁷, G. Sciolla²³, F. Scuri^{124a,124b}, F. Scutti²¹, J. Searcy⁸⁹, G. Sedov⁴², E. Sedykh¹²³, P. Seema²¹, S. C. Seidel¹⁰⁵, A. Seiden¹³⁷, F. Seifert¹²⁸, J. M. Seixas^{24a}, G. Sekhniaidze^{104a}, K. Sekhon⁸⁹, S. J. Sekula⁴⁰, D. M. Seliverstov^{123,*}, N. Semprini-Cesari^{20a,20b}, C. Serfon³⁰, L. Serin¹¹⁷, L. Serkin^{164a,164b}, T. Serre⁸⁵, M. Sessa^{134a,134b}, R. Seuster^{159a}, H. Severini¹¹³, T. Sfiligoy⁷⁵, F. Sforza³⁰, A. Sfyrila³⁰, E. Shabalina⁵⁴, M. Shamim¹¹⁶, L. Y. Shan^{33a}, R. Shang¹⁶⁵, J. T. Shank²², M. Shapiro¹⁵, P. B. Shatalov⁹⁷, K. Shaw^{164a,164b}, S. M. Shaw⁸⁴, A. Shcherbakova^{146a,146b}, C. Y. Shehu¹⁴⁹, P. Sherwood⁷⁸, L. Shi^{151,ah}, S. Shimizu⁶⁷, C. O. Shimmin¹⁶³, M. Shimojima¹⁰²,

M. Shiyakova⁶⁵, A. Shmeleva⁹⁶, D. Shoaleh Saadi⁹⁵, M. J. Shochet³¹, S. Shojaii^{91a,91b}, S. Shrestha¹¹¹, E. Shulga⁹⁸, M. A. Shupe⁷, P. Sicho¹²⁷, P. E. Sidebo¹⁴⁷, O. Sidiropoulou¹⁷⁴, D. Sidorov¹¹⁴, A. Sidoti^{20a,20b}, F. Siegert⁴⁴, Dj. Sijacki¹³, J. Silva^{126a,126d}, Y. Silver¹⁵³, S. B. Silverstein^{146a}, V. Simak¹²⁸, O. Simard⁵, Lj. Simic¹³, S. Simion¹¹⁷, E. Simioni⁸³, B. Simmons⁷⁸, D. Simon³⁴, M. Simon⁸³, P. Sinervo¹⁵⁸, N. B. Sinev¹¹⁶, M. Sioli^{20a,20b}, G. Siragusa¹⁷⁴, A. N. Sisakyan^{65,*}, S. Yu. Sivoklov⁹⁹, J. Sjölin^{146a,146b}, T. B. Sjursen¹⁴, M. B. Skinner⁷², H. P. Skottowe⁵⁷, P. Skubic¹¹³, M. Slater¹⁸, T. Slavicek¹²⁸, M. Slawinska¹⁰⁷, K. Sliwa¹⁶¹, V. Smakhtin¹⁷², B. H. Smart⁴⁶, L. Smestad¹⁴, S. Yu. Smirnov⁹⁸, Y. Smirnov⁹⁸, L. N. Smirnova^{99,ai}, O. Smirnova⁸¹, M. N. K. Smith³⁵, R. W. Smith³⁵, M. Smizanska⁷², K. Smolek¹²⁸, A. A. Snesarev⁹⁶, G. Snidero⁷⁶, S. Snyder²⁵, R. Sobie^{169,1}, F. Socher⁴⁴, A. Soffer¹⁵³, D. A. Soh^{151,ah}, G. Sokhranyii⁷⁵, C. A. Solans³⁰, M. Solar¹²⁸, J. Solc¹²⁸, E. Yu. Soldatov⁹⁸, U. Soldevila¹⁶⁷, A. A. Solodkov¹³⁰, A. Soloshenko⁶⁵, O. V. Solovyanov¹³⁰, V. Solovye¹²³, P. Sommer⁴⁸, H. Y. Song^{33b,z}, N. Soni¹, A. Sood¹⁵, A. Sopczak¹²⁸, B. Sopko¹²⁸, V. Sopko¹²⁸, V. Sorin¹², D. Sosa^{58b}, M. Sosebee⁸, C. L. Sotiropoulou^{124a,124b}, R. Soualah^{164a,164c}, A. M. Soukharev^{109,c}, D. South⁴², B. C. Sowden⁷⁷, S. Spagnolo^{73a,73b}, M. Spalla^{124a,124b}, M. Spangenberg¹⁷⁰, F. Spanò⁷⁷, W. R. Spearman⁵⁷, D. Sperlich¹⁶, F. Spettel¹⁰¹, R. Spighi^{20a}, G. Spigo³⁰, L. A. Spiller⁸⁸, M. Spousta¹²⁹, R. D. St. Denis^{53,*}, A. Stabile^{91a}, S. Staerz³⁰, J. Stahlman¹²², R. Stamen^{58a}, S. Stamm¹⁶, E. Stanecka³⁹, R. W. Stanek⁶, C. Stancu^{134a}, M. Stancu-Bellu⁴², M. M. Stanitzki⁴², S. Stapnes¹¹⁹, E. A. Starchenko¹³⁰, J. Stark⁵⁵, P. Staroba¹²⁷, P. Starovoitov^{58a}, R. Staszewski³⁹, P. Steinberg²⁵, B. Stelzer¹⁴², H. J. Stelzer³⁰, O. Stelzer-Chilton^{159a}, H. Stenzel⁵², G. A. Stewart⁵³, J. A. Stillings²¹, M. C. Stockton⁸⁷, M. Stoebe⁸⁷, G. Stoicica^{26b}, P. Stolte⁵⁴, S. Stonjek¹⁰¹, A. R. Stradling⁸, A. Straessner⁴⁴, M. E. Stramaglia¹⁷, J. Strandberg¹⁴⁷, S. Strandberg^{146a,146b}, A. Strandlie¹¹⁹, E. Strauss¹⁴³, M. Strauss¹¹³, P. Strizenc^{144b}, R. Ströhmer¹⁷⁴, D. M. Strom¹¹⁶, R. Stroynowski⁴⁰, A. Strubig¹⁰⁶, S. A. Stucci¹⁷, B. Stugu¹⁴, N. A. Styles⁴², D. Su¹⁴³, J. Su¹²⁵, R. Subramaniam⁷⁹, A. Succurro¹², S. Suchek^{58a}, Y. Sugaya¹¹⁸, M. Suk¹²⁸, V. V. Sulin⁹⁶, S. Sultansoy^{4c}, T. Sumida⁶⁸, S. Sun⁵⁷, X. Sun^{33a}, J. E. Sundermann⁴⁸, K. Suruliz¹⁴⁹, G. Susinno^{37a,37b}, M. R. Sutton¹⁴⁹, S. Suzuki⁶⁶, M. Svatos¹²⁷, M. Swiatlowski³¹, I. Sykora^{144a}, T. Sykora¹²⁹, D. Ta⁴⁸, C. Taccini^{134a,134b}, K. Tackmann⁴², J. Taenzer¹⁵⁸, A. Taffard¹⁶³, R. Tafirout^{159a}, N. Taiblum¹⁵³, H. Takai²⁵, R. Takashima⁶⁹, H. Takeda⁶⁷, T. Takeshita¹⁴⁰, Y. Takubo⁶⁶, M. Talby⁸⁵, A. A. Talyshev^{109,c}, J. Y. C. Tam¹⁷⁴, K. G. Tan⁸⁸, J. Tanaka¹⁵⁵, R. Tanaka¹¹⁷, S. Tanaka⁶⁶, B. B. Tannenwald¹¹¹, S. Tapia Araya^{32b}, S. Tapprogge⁸³, S. Tarem¹⁵², F. Tarrade²⁹, G. F. Tartarelli^{91a}, P. Tas¹²⁹, M. Tasevsky¹²⁷, T. Tashiro⁶⁸, E. Tassi^{37a,37b}, A. Tavares Delgado^{126a,126b}, Y. Tayalati^{135d}, A. C. Taylor¹⁰⁵, F. E. Taylor⁹⁴, G. N. Taylor⁸⁸, P. T. E. Taylor⁸⁸, W. Taylor^{159b}, F. A. Teischinger³⁰, P. Teixeira-Dias⁷⁷, K. K. Temming⁴⁸, D. Temple¹⁴², H. Ten Kate³⁰, P. K. Teng¹⁵¹, J. J. Teoh¹¹⁸, F. Tepe¹⁷⁵, S. Terada⁶⁶, K. Terashi¹⁵⁵, J. Terron⁸², S. Terzo¹⁰¹, M. Testa⁴⁷, R. J. Teuscher^{158,1}, T. Theveneaux-Pelzer³⁴, J. P. Thomas¹⁸, J. Thomas-Wilsker⁷⁷, E. N. Thompson³⁵, P. D. Thompson¹⁸, R. J. Thompson⁸⁴, A. S. Thompson⁵³, L. A. Thomsen¹⁷⁶, E. Thomson¹²², M. Thomson²⁸, R. P. Thun^{89,*}, M. J. Tibbetts¹⁵, R. E. Ticse Torres⁸⁵, V. O. Tikhomirov^{96,aj}, Yu. A. Tikhonov^{109,c}, S. Timoshenko⁹⁸, E. Tiouchichine⁸⁵, P. Tipton¹⁷⁶, S. Tisserant⁸⁵, K. Todome¹⁵⁷, T. Todorov^{5,*}, S. Todorova-Nova¹²⁹, J. Tojo⁷⁰, S. Tokár^{144a}, K. Tokushuku⁶⁶, K. Tollefson⁹⁰, E. Tolley⁵⁷, L. Tomlinson⁸⁴, M. Tomoto¹⁰³, L. Tompkins^{143,ak}, K. Toms¹⁰⁵, E. Torrence¹¹⁶, H. Torres¹⁴², E. Torró Pastor¹³⁸, J. Toth^{85,al}, F. Touchard⁸⁵, D. R. Tovey¹³⁹, T. Trefzger¹⁷⁴, L. Tremblet³⁰, A. Tricoli³⁰, I. M. Trigger^{159a}, S. Trincaz-Duvold⁸⁰, M. F. Tripiana¹², W. Trischuk¹⁵⁸, B. Trocme⁵⁵, C. Troncon^{91a}, M. Trotter-McDonald¹⁵, M. Trovatelli¹⁶⁹, L. Truong^{164a,164c}, M. Trzebinski³⁹, A. Trzupek³⁹, C. Tsarouchas³⁰, J. C.-L. Tseng¹²⁰, P. V. Tsiareshka⁹², D. Tsionou¹⁵⁴, G. Tsiopolitis¹⁰, N. Tsirintanis⁹, S. Tsiskaridze¹², V. Tsiskaridze⁴⁸, E. G. Tskhadadze^{51a}, K. M. Tsui^{60a}, I. I. Tsukerman⁹⁷, V. Tsulaia¹⁵, S. Tsuno⁶⁶, D. Tsybychev¹⁴⁸, A. Tudorache^{26b}, V. Tudorache^{26b}, A. N. Tuna⁵⁷, S. A. Tuppiti^{20a,20b}, S. Turchikhin^{99,ai}, D. Turecek¹²⁸, R. Turra^{91a,91b}, A. J. Turvey⁴⁰, P. M. Tuts³⁵, A. Tykhonov⁴⁹, M. Tylmad^{146a,146b}, M. Tyndel¹³¹, I. Ueda¹⁵⁵, R. Ueno²⁹, M. Ughetto^{146a,146b}, F. Ukegawa¹⁶⁰, G. Unal³⁰, A. Undrus²⁵, G. Unel¹⁶³, F. C. Ungaro⁸⁸, Y. Unno⁶⁶, C. Unverdorben¹⁰⁰, J. Urban^{144b}, P. Urquijo⁸⁸, P. Urrejola⁸³, G. Usai⁸, A. Usanova⁶², L. Vacavant⁸⁵, V. Vacek¹²⁸, B. Vachon⁸⁷, C. Valderanis⁸³, N. Valencic¹⁰⁷, S. Valentinetti^{20a,20b}, A. Valero¹⁶⁷, L. Valery¹², S. Valkar¹²⁹, S. Vallecorsa⁴⁹, J. A. Valls Ferrer¹⁶⁷, W. Van Den Wollenberg¹⁰⁷, P. C. Van Der Deijl¹⁰⁷, R. van der Geer¹⁰⁷, H. van der Graaf¹⁰⁷, N. van Eldik¹⁵², P. van Gemmeren⁶, J. Van Nieuwkoop¹⁴², I. van Vulpen¹⁰⁷, M. C. van Woerden³⁰, M. Vanadia^{132a,132b}, W. Vandelli³⁰, R. Vanguri¹²², A. Vaniachine⁶, F. Vannucci⁸⁰, G. Vardanyan¹⁷⁷, R. Vari^{132a}, E. W. Varnes⁷, T. Varol⁴⁰, D. Varouchas⁸⁰, A. Vartapetian⁸, K. E. Varvell¹⁵⁰, F. Vazeille³⁴, T. Vazquez Schroeder⁸⁷, J. Veatch⁷, L. M. Veloce¹⁵⁸, F. Veloso^{126a,126c}, T. Velz²¹, S. Veneziano^{132a}, A. Ventura^{73a,73b}, D. Ventura⁸⁶, M. Venturi¹⁶⁹, N. Venturi¹⁵⁸, A. Venturini²³, V. Vercesi^{121a}, M. Verducci^{132a,132b}, W. Verkerke¹⁰⁷, J. C. Vermeulen¹⁰⁷, A. Vest⁴⁴, M. C. Vetterli^{142,d}, O. Viazlo⁸¹, I. Vichou¹⁶⁵, T. Vickey¹³⁹, O. E. Vickey Boeriu¹³⁹, G. H. A. Viehhauser¹²⁰, S. Viel¹⁵, R. Vigne⁶², M. Villa^{20a,20b}, M. Villaplana Perez^{91a,91b}, E. Vilucchi⁴⁷, M. G. Vincter²⁹, V. B. Vinogradov⁶⁵, I. Vivarelli¹⁴⁹, S. Vlachos¹⁰, D. Vladiou¹⁰⁰, M. Vlasak¹²⁸, M. Vogel^{32a}, P. Vokac¹²⁸, G. Volpi^{124a,124b}, M. Volpi⁸⁸, H. von der Schmitt¹⁰¹, H. von Radziewski⁴⁸, E. von Toerne²¹, V. Vorobel¹²⁹, K. Vorobev⁹⁸, M. Vos¹⁶⁷, R. Voss³⁰, J. H. Vosseveld⁷⁴, N. Vranjes¹³, M. Vranjes Milosavljevic¹³, V. Vrba¹²⁷, M. Vreeswijk¹⁰⁷, R. Vuillermet³⁰, I. Vukotic³¹, Z. Vykydal¹²⁸, P. Wagner²¹

W. Wagner¹⁷⁵, H. Wahlberg⁷¹, S. Wahrmond⁴⁴, J. Wakabayashi¹⁰³, J. Walder⁷², R. Walker¹⁰⁰, W. Walkowiak¹⁴¹, C. Wang¹⁵¹, F. Wang¹⁷³, H. Wang¹⁵, H. Wang⁴⁰, J. Wang⁴², J. Wang¹⁵⁰, K. Wang⁸⁷, R. Wang⁶, S. M. Wang¹⁵¹, T. Wang²¹, T. Wang³⁵, X. Wang¹⁷⁶, C. Wanotayaroj¹¹⁶, A. Warburton⁸⁷, C. P. Ward²⁸, D. R. Wardrope⁷⁸, A. Washbrook⁴⁶, C. Wasicki⁴², P. M. Watkins¹⁸, A. T. Watson¹⁸, I. J. Watson¹⁵⁰, M. F. Watson¹⁸, G. Watts¹³⁸, S. Watts⁸⁴, B. M. Waugh⁷⁸, S. Webb⁸⁴, M. S. Weber¹⁷, S. W. Weber¹⁷⁴, J. S. Webster⁶, A. R. Weidberg¹²⁰, B. Weinert⁶¹, J. Weingarten⁵⁴, C. Weiser⁴⁸, H. Weits¹⁰⁷, P. S. Wells³⁰, T. Wenaus²⁵, T. Wengler³⁰, S. Wenig³⁰, N. Wermes²¹, M. Werner⁴⁸, P. Werner³⁰, M. Wessels^{58a}, J. Wetter¹⁶¹, K. Whalen¹¹⁶, A. M. Wharton⁷², A. White⁸, M. J. White¹, R. White^{32b}, S. White^{124a,124b}, D. Whiteson¹⁶³, F. J. Wickens¹³¹, W. Wiedenmann¹⁷³, M. Wielers¹³¹, P. Wienemann²¹, C. Wiglesworth³⁶, L. A. M. Wiik-Fuchs²¹, A. Wildauer¹⁰¹, H. G. Wilkens³⁰, H. H. Williams¹²², S. Williams¹⁰⁷, C. Willis⁹⁰, S. Willocq⁸⁶, A. Wilson⁸⁹, J. A. Wilson¹⁸, I. Wingerter-Seez⁵, F. Winklmeier¹¹⁶, B. T. Winter²¹, M. Wittgen¹⁴³, J. Wittkowski¹⁰⁰, S. J. Wollstadt⁸³, M. W. Wolter³⁹, H. Wolters^{126a,126c}, B. K. Wosiek³⁹, J. Wotschack³⁰, M. J. Woudstra⁸⁴, K. W. Wozniak³⁹, M. Wu⁵⁵, M. Wu³¹, S. L. Wu¹⁷³, X. Wu⁴⁹, Y. Wu⁸⁹, T. R. Wyatt⁸⁴, B. M. Wynne⁴⁶, S. Xella³⁶, D. Xu^{33a}, L. Xu²⁵, B. Yabsley¹⁵⁰, S. Yacoub^{145a}, R. Yakabe⁶⁷, M. Yamada⁶⁶, D. Yamaguchi¹⁵⁷, Y. Yamaguchi¹¹⁸, A. Yamamoto⁶⁶, S. Yamamoto¹⁵⁵, T. Yamanaka¹⁵⁵, K. Yamauchi¹⁰³, Y. Yamazaki⁶⁷, Z. Yan²², H. Yang^{33e}, H. Yang¹⁷³, Y. Yang¹⁵¹, W.-M. Yao¹⁵, Y. C. Yap⁸⁰, Y. Yasu⁶⁶, E. Yatsenko⁵, K. H. Yau Wong²¹, J. Ye⁴⁰, S. Ye²⁵, I. Yeletsikh⁶⁵, A. L. Yen⁵⁷, E. Yildirim⁴², K. Yorita¹⁷¹, R. Yoshida⁶, K. Yoshihara¹²², C. Young¹⁴³, C. J. S. Young³⁰, S. Youssef²², D. R. Yu¹⁵, J. Yu⁸, J. M. Yu⁸⁹, J. Yu¹¹⁴, L. Yuan⁶⁷, S. P. Y. Yuen²¹, A. Yurkewicz¹⁰⁸, I. Yusuff^{28.am}, B. Zabinski³⁹, R. Zaidan⁶³, A. M. Zaitsev^{130.ad}, J. Zalieckas¹⁴, A. Zaman¹⁴⁸, S. Zambito⁵⁷, L. Zanello^{132a,132b}, D. Zanzi⁸⁸, C. Zeitnitz¹⁷⁵, M. Zeman¹²⁸, A. Zemla^{38a}, J. C. Zeng¹⁶⁵, Q. Zeng¹⁴³, K. Zengel²³, O. Zenin¹³⁰, T. Ženiš^{144a}, D. Zerwas¹¹⁷, D. Zhang⁸⁹, F. Zhang¹⁷³, G. Zhang^{33b}, H. Zhang^{33c}, J. Zhang⁶, L. Zhang⁴⁸, R. Zhang^{33b,j}, X. Zhang^{33d}, Z. Zhang¹¹⁷, X. Zhao⁴⁰, Y. Zhao^{33d,117}, Z. Zhao^{33b}, A. Zhemchugov⁶⁵, J. Zhong¹²⁰, B. Zhou⁸⁹, C. Zhou⁴⁵, L. Zhou³⁵, L. Zhou⁴⁰, M. Zhou¹⁴⁸, N. Zhou^{33f}, C. G. Zhu^{33d}, H. Zhu^{33a}, J. Zhu⁸⁹, Y. Zhu^{33b}, X. Zhuang^{33a}, K. Zhukov⁹⁶, A. Zibell¹⁷⁴, D. Zieminska⁶¹, N. I. Zimine⁶⁵, C. Zimmermann⁸³, S. Zimmermann⁴⁸, Z. Zinonos⁵⁴, M. Zinser⁸³, M. Ziolkowski¹⁴¹, L. Živković¹³, G. Zobernig¹⁷³, A. Zoccoli^{20a,20b}, M. zur Nedden¹⁶, G. Zurzolo^{104a,104b}, L. Zwalinski³⁰

¹ Department of Physics, University of Adelaide, Adelaide, Australia

² Physics Department, SUNY Albany, Albany, NY, USA

³ Department of Physics, University of Alberta, Edmonton, AB, Canada

⁴ (a)Department of Physics, Ankara University, Ankara, Turkey; (b)Istanbul Aydin University, Istanbul, Turkey; (c)Division of Physics, TOBB University of Economics and Technology, Ankara, Turkey

⁵ LAPP, CNRS/IN2P3 and Université Savoie Mont Blanc, Annecy-le-Vieux, France

⁶ High Energy Physics Division, Argonne National Laboratory, Argonne, IL, USA

⁷ Department of Physics, University of Arizona, Tucson, AZ, USA

⁸ Department of Physics, The University of Texas at Arlington, Arlington, TX, USA

⁹ Physics Department, University of Athens, Athens, Greece

¹⁰ Physics Department, National Technical University of Athens, Zografou, Greece

¹¹ Institute of Physics, Azerbaijan Academy of Sciences, Baku, Azerbaijan

¹² Institut de Física d'Altes Energies and Departament de Física de la Universitat Autònoma de Barcelona, Barcelona, Spain

¹³ Institute of Physics, University of Belgrade, Belgrade, Serbia

¹⁴ Department for Physics and Technology, University of Bergen, Bergen, Norway

¹⁵ Physics Division, Lawrence Berkeley National Laboratory and University of California, Berkeley, CA, USA

¹⁶ Department of Physics, Humboldt University, Berlin, Germany

¹⁷ Albert Einstein Center for Fundamental Physics and Laboratory for High Energy Physics, University of Bern, Bern, Switzerland

¹⁸ School of Physics and Astronomy, University of Birmingham, Birmingham, UK

¹⁹ (a)Department of Physics, Bogazici University, Istanbul, Turkey; (b)Department of Physics Engineering, Gaziantep University, Gaziantep, Turkey; (c)Department of Physics, Dogus University, Istanbul, Turkey

²⁰ (a)INFN Sezione di Bologna, Bologna, Italy; (b)Dipartimento di Fisica e Astronomia, Università di Bologna, Bologna, Italy

²¹ Physikalisches Institut, University of Bonn, Bonn, Germany

²² Department of Physics, Boston University, Boston, MA, USA

²³ Department of Physics, Brandeis University, Waltham, MA, USA

- 24 (a)Universidade Federal do Rio De Janeiro COPPE/EE/IF, Rio de Janeiro, Brazil; (b)Electrical Circuits Department, Federal University of Juiz de Fora (UFJF), Juiz de Fora, Brazil; (c)Federal University of Sao Joao del Rei (UFSJ), Sao Joao del Rei, Brazil; (d)Instituto de Fisica, Universidade de Sao Paulo, São Paulo, Brazil
- 25 Physics Department, Brookhaven National Laboratory, Upton, NY, USA
- 26 (a)Transilvania University of Brasov, National Institute of Physics and Nuclear Engineering, Brasov, Romania; (b)National Institute of Physics and Nuclear Engineering, Bucharest, Romania; (c)Physics Department, National Institute for Research and Development of Isotopic and Molecular Technologies, Cluj Napoca, Romania (d)University Politehnica Bucharest, Bucharest, Romania (e)West University in Timisoara, Timisoara, Romania
- 27 Departamento de Física, Universidad de Buenos Aires, Buenos Aires, Argentina
- 28 Cavendish Laboratory, University of Cambridge, Cambridge, UK
- 29 Department of Physics, Carleton University, Ottawa, ON, Canada
- 30 CERN, Geneva, Switzerland
- 31 Enrico Fermi Institute, University of Chicago, Chicago, IL, USA
- 32 (a)Departamento de Física, Pontificia Universidad Católica de Chile, Santiago, Chile; (b)Departamento de Física, Universidad Técnica Federico Santa María, Valparaiso, Chile
- 33 (a)Institute of High Energy Physics, Chinese Academy of Sciences, Beijing, China; (b)Department of Modern Physics, University of Science and Technology of China, Hefei, Anhui, China; (c)Department of Physics, Nanjing University, Nanjing, Jiangsu, China; (d)School of Physics, Shandong University, Jinan, Shandong, China; (e)Shanghai Key Laboratory for Particle Physics and Cosmology, Department of Physics and Astronomy, Shanghai Jiao Tong University, Shanghai, China; (f)Physics Department, Tsinghua University, Beijing 100084, China
- 34 Laboratoire de Physique Corpusculaire, Clermont Université and Université Blaise Pascal and CNRS/IN2P3, Clermont-Ferrand, France
- 35 Nevis Laboratory, Columbia University, Irvington, NY, USA
- 36 Niels Bohr Institute, University of Copenhagen, Copenhagen, Denmark
- 37 (a)INFN Gruppo Collegato di Cosenza, Laboratori Nazionali di Frascati, Frascati, Italy; (b)Dipartimento di Fisica, Università della Calabria, Rende, Italy
- 38 (a)AGH University of Science and Technology, Faculty of Physics and Applied Computer Science, Kraków, Poland; (b)Marian Smoluchowski Institute of Physics, Jagiellonian University, Kraków, Poland
- 39 Institute of Nuclear Physics, Polish Academy of Sciences, Kraków, Poland
- 40 Physics Department, Southern Methodist University, Dallas, TX, USA
- 41 Physics Department, University of Texas at Dallas, Richardson, TX, USA
- 42 DESY, Hamburg and Zeuthen, Germany
- 43 Institut für Experimentelle Physik IV, Technische Universität Dortmund, Dortmund, Germany
- 44 Institut für Kern- und Teilchenphysik, Technische Universität Dresden, Dresden, Germany
- 45 Department of Physics, Duke University, Durham, NC, USA
- 46 SUPA-School of Physics and Astronomy, University of Edinburgh, Edinburgh, UK
- 47 INFN Laboratori Nazionali di Frascati, Frascati, Italy
- 48 Fakultät für Mathematik und Physik, Albert-Ludwigs-Universität, Freiburg, Germany
- 49 Section de Physique, Université de Genève, Geneva, Switzerland
- 50 (a)INFN Sezione di Genova, Genoa, Italy; (b)Dipartimento di Fisica, Università di Genova, Genoa, Italy
- 51 (a)E. Andronikashvili Institute of Physics, Iv. Javakhishvili Tbilisi State University, Tbilisi, Georgia; (b)High Energy Physics Institute, Tbilisi State University, Tbilisi, Georgia
- 52 II Physikalisches Institut, Justus-Liebig-Universität Giessen, Giessen, Germany
- 53 SUPA-School of Physics and Astronomy, University of Glasgow, Glasgow, UK
- 54 II Physikalisches Institut, Georg-August-Universität, Göttingen, Germany
- 55 Laboratoire de Physique Subatomique et de Cosmologie, Université Grenoble-Alpes, CNRS/IN2P3, Grenoble, France
- 56 Department of Physics, Hampton University, Hampton, VA, USA
- 57 Laboratory for Particle Physics and Cosmology, Harvard University, Cambridge, MA, USA
- 58 (a)Kirchhoff-Institut für Physik, Ruprecht-Karls-Universität Heidelberg, Heidelberg, Germany; (b)Physikalisches Institut, Ruprecht-Karls-Universität Heidelberg, Heidelberg, Germany; (c)ZITI Institut für technische Informatik, Ruprecht-Karls-Universität Heidelberg, Mannheim, Germany
- 59 Faculty of Applied Information Science, Hiroshima Institute of Technology, Hiroshima, Japan

- ⁶⁰ (a)Department of Physics, The Chinese University of Hong Kong, Shatin, NT, Hong Kong; (b)Department of Physics, The University of Hong Kong, Pokfulam, Hong Kong; (c)Department of Physics, The Hong Kong University of Science and Technology, Clear Water Bay, Kowloon, Hong Kong, China
- ⁶¹ Department of Physics, Indiana University, Bloomington, IN, USA
- ⁶² Institut für Astro- und Teilchenphysik, Leopold-Franzens-Universität, Innsbruck, Austria
- ⁶³ University of Iowa, Iowa City, IA, USA
- ⁶⁴ Department of Physics and Astronomy, Iowa State University, Ames, IA, USA
- ⁶⁵ Joint Institute for Nuclear Research, JINR Dubna, Dubna, Russia
- ⁶⁶ KEK, High Energy Accelerator Research Organization, Tsukuba, Japan
- ⁶⁷ Graduate School of Science, Kobe University, Kobe, Japan
- ⁶⁸ Faculty of Science, Kyoto University, Kyoto, Japan
- ⁶⁹ Kyoto University of Education, Kyoto, Japan
- ⁷⁰ Department of Physics, Kyushu University, Fukuoka, Japan
- ⁷¹ Instituto de Física La Plata, Universidad Nacional de La Plata and CONICET, La Plata, Argentina
- ⁷² Physics Department, Lancaster University, Lancaster, UK
- ⁷³ (a)INFN Sezione di Lecce, Lecce, Italy; (b)Dipartimento di Matematica e Fisica, Università del Salento, Lecce, Italy
- ⁷⁴ Oliver Lodge Laboratory, University of Liverpool, Liverpool, UK
- ⁷⁵ Department of Physics, Jožef Stefan Institute and University of Ljubljana, Ljubljana, Slovenia
- ⁷⁶ School of Physics and Astronomy, Queen Mary University of London, London, UK
- ⁷⁷ Department of Physics, Royal Holloway University of London, Surrey, UK
- ⁷⁸ Department of Physics and Astronomy, University College London, London, UK
- ⁷⁹ Louisiana Tech University, Ruston, LA, USA
- ⁸⁰ Laboratoire de Physique Nucléaire et de Hautes Energies, UPMC and Université Paris-Diderot and CNRS/IN2P3, Paris, France
- ⁸¹ Fysiska institutionen, Lunds universitet, Lund, Sweden
- ⁸² Departamento de Física Teórica C-15, Universidad Autónoma de Madrid, Madrid, Spain
- ⁸³ Institut für Physik, Universität Mainz, Mainz, Germany
- ⁸⁴ School of Physics and Astronomy, University of Manchester, Manchester, UK
- ⁸⁵ CPPM, Aix-Marseille Université and CNRS/IN2P3, Marseille, France
- ⁸⁶ Department of Physics, University of Massachusetts, Amherst, MA, USA
- ⁸⁷ Department of Physics, McGill University, Montreal, QC, Canada
- ⁸⁸ School of Physics, University of Melbourne, Melbourne, VIC, Australia
- ⁸⁹ Department of Physics, The University of Michigan, Ann Arbor, MI, USA
- ⁹⁰ Department of Physics and Astronomy, Michigan State University, East Lansing, MI, USA
- ⁹¹ (a)INFN Sezione di Milano, Milan, Italy; (b)Dipartimento di Fisica, Università di Milano, Milan, Italy
- ⁹² B.I. Stepanov Institute of Physics, National Academy of Sciences of Belarus, Minsk, Republic of Belarus
- ⁹³ National Scientific and Educational Centre for Particle and High Energy Physics, Minsk, Republic of Belarus
- ⁹⁴ Department of Physics, Massachusetts Institute of Technology, Cambridge, MA, USA
- ⁹⁵ Group of Particle Physics, University of Montreal, Montreal, QC, Canada
- ⁹⁶ P.N. Lebedev Institute of Physics, Academy of Sciences, Moscow, Russia
- ⁹⁷ Institute for Theoretical and Experimental Physics (ITEP), Moscow, Russia
- ⁹⁸ National Research Nuclear University MEPhI, Moscow, Russia
- ⁹⁹ D.V. Skobeltsyn Institute of Nuclear Physics, M.V. Lomonosov Moscow State University, Moscow, Russia
- ¹⁰⁰ Fakultät für Physik, Ludwig-Maximilians-Universität München, Munich, Germany
- ¹⁰¹ Max-Planck-Institut für Physik (Werner-Heisenberg-Institut), Munich, Germany
- ¹⁰² Nagasaki Institute of Applied Science, Nagasaki, Japan
- ¹⁰³ Graduate School of Science and Kobayashi-Maskawa Institute, Nagoya University, Nagoya, Japan
- ¹⁰⁴ (a)INFN Sezione di Napoli, Naples, Italy; (b)Dipartimento di Fisica, Università di Napoli, Naples, Italy
- ¹⁰⁵ Department of Physics and Astronomy, University of New Mexico, Albuquerque, NM, USA
- ¹⁰⁶ Institute for Mathematics, Astrophysics and Particle Physics, Radboud University Nijmegen/Nikhef, Nijmegen, The Netherlands
- ¹⁰⁷ Nikhef National Institute for Subatomic Physics and University of Amsterdam, Amsterdam, The Netherlands
- ¹⁰⁸ Department of Physics, Northern Illinois University, De Kalb, IL, USA

- 109 Budker Institute of Nuclear Physics, SB RAS, Novosibirsk, Russia
- 110 Department of Physics, New York University, New York, NY, USA
- 111 Ohio State University, Columbus, OH, USA
- 112 Faculty of Science, Okayama University, Okayama, Japan
- 113 Homer L. Dodge Department of Physics and Astronomy, University of Oklahoma, Norman, OK, USA
- 114 Department of Physics, Oklahoma State University, Stillwater, OK, USA
- 115 Palacký University, RCPTM, Olomouc, Czech Republic
- 116 Center for High Energy Physics, University of Oregon, Eugene, OR, USA
- 117 LAL, Université Paris-Sud and CNRS/IN2P3, Orsay, France
- 118 Graduate School of Science, Osaka University, Osaka, Japan
- 119 Department of Physics, University of Oslo, Oslo, Norway
- 120 Department of Physics, Oxford University, Oxford, UK
- 121 (a) INFN Sezione di Pavia, Pavia, Italy; (b) Dipartimento di Fisica, Università di Pavia, Pavia, Italy
- 122 Department of Physics, University of Pennsylvania, Philadelphia, PA, USA
- 123 National Research Centre “Kurchatov Institute” B.P.Konstantinov Petersburg Nuclear Physics Institute, St. Petersburg, Russia
- 124 (a) INFN Sezione di Pisa, Pisa, Italy; (b) Dipartimento di Fisica E. Fermi, Università di Pisa, Pisa, Italy
- 125 Department of Physics and Astronomy, University of Pittsburgh, Pittsburgh, PA, USA
- 126 (a) Laboratório de Instrumentação e Física Experimental de Partículas-LIP, Lisbon, Portugal; (b) Faculdade de Ciências, Universidade de Lisboa, Lisbon, Portugal; (c) Department of Physics, University of Coimbra, Coimbra, Portugal; (d) Centro de Física Nuclear da Universidade de Lisboa, Lisbon, Portugal; (e) Departamento de Física, Universidade do Minho, Braga, Portugal; (f) Departamento de Física Teórica y del Cosmos and CAFPE, Universidad de Granada, Granada, Spain; (g) Dep Física and CEFITEC of Faculdade de Ciências e Tecnologia, Universidade Nova de Lisboa, Caparica, Portugal
- 127 Institute of Physics, Academy of Sciences of the Czech Republic, Prague, Czech Republic
- 128 Czech Technical University in Prague, Prague, Czech Republic
- 129 Faculty of Mathematics and Physics, Charles University in Prague, Prague, Czech Republic
- 130 State Research Center Institute for High Energy Physics, Protvino, NRC KI, Russia
- 131 Particle Physics Department, Rutherford Appleton Laboratory, Didcot, UK
- 132 (a) INFN Sezione di Roma, Rome, Italy; (b) Dipartimento di Fisica, Sapienza Università di Roma, Rome, Italy
- 133 (a) INFN Sezione di Roma Tor Vergata, Rome, Italy; (b) Dipartimento di Fisica, Università di Roma Tor Vergata, Rome, Italy
- 134 (a) INFN Sezione di Roma Tre, Rome, Italy; (b) Dipartimento di Matematica e Fisica, Università Roma Tre, Rome, Italy
- 135 (a) Faculté des Sciences Ain Chock, Réseau Universitaire de Physique des Hautes Energies-Université Hassan II, Casablanca, Morocco; (b) Centre National de l’Energie des Sciences Techniques Nucleaires, Rabat, Morocco; (c) Faculté des Sciences Semlalia, Université Cadi Ayyad, LPHEA-Marrakech, Marrakech, Morocco; (d) Faculté des Sciences, Université Mohamed Premier and LPTPM, Oujda, Morocco; (e) Faculté des Sciences, Université Mohammed V, Rabat, Morocco
- 136 DSM/IRFU (Institut de Recherches sur les Lois Fondamentales de l’Univers), CEA Saclay (Commissariat à l’Energie Atomique et aux Energies Alternatives), Gif-sur-Yvette, France
- 137 Santa Cruz Institute for Particle Physics, University of California Santa Cruz, Santa Cruz, CA, USA
- 138 Department of Physics, University of Washington, Seattle, WA, USA
- 139 Department of Physics and Astronomy, University of Sheffield, Sheffield, UK
- 140 Department of Physics, Shinshu University, Nagano, Japan
- 141 Fachbereich Physik, Universität Siegen, Siegen, Germany
- 142 Department of Physics, Simon Fraser University, Burnaby, BC, Canada
- 143 SLAC National Accelerator Laboratory, Stanford, CA, USA
- 144 (a) Faculty of Mathematics, Physics and Informatics, Comenius University, Bratislava, Slovak Republic; (b) Department of Subnuclear Physics, Institute of Experimental Physics of the Slovak Academy of Sciences, Kosice, Slovak Republic
- 145 (a) Department of Physics, University of Cape Town, Cape Town, South Africa; (b) Department of Physics, University of Johannesburg, Johannesburg, South Africa; (c) School of Physics, University of the Witwatersrand, Johannesburg, South Africa
- 146 (a) Department of Physics, Stockholm University, Stockholm, Sweden; (b) The Oskar Klein Centre, Stockholm, Sweden
- 147 Physics Department, Royal Institute of Technology, Stockholm, Sweden

- 148 Departments of Physics and Astronomy and Chemistry, Stony Brook University, Stony Brook, NY, USA
- 149 Department of Physics and Astronomy, University of Sussex, Brighton, UK
- 150 School of Physics, University of Sydney, Sydney, Australia
- 151 Institute of Physics, Academia Sinica, Taipei, Taiwan
- 152 Department of Physics, Technion: Israel Institute of Technology, Haifa, Israel
- 153 Raymond and Beverly Sackler School of Physics and Astronomy, Tel Aviv University, Tel Aviv, Israel
- 154 Department of Physics, Aristotle University of Thessaloniki, Thessaloníki, Greece
- 155 International Center for Elementary Particle Physics and Department of Physics, The University of Tokyo, Tokyo, Japan
- 156 Graduate School of Science and Technology, Tokyo Metropolitan University, Tokyo, Japan
- 157 Department of Physics, Tokyo Institute of Technology, Tokyo, Japan
- 158 Department of Physics, University of Toronto, Toronto, ON, Canada
- 159 ^(a)TRIUMF, Vancouver, BC, Canada; ^(b)Department of Physics and Astronomy, York University, Toronto, ON, Canada
- 160 Faculty of Pure and Applied Sciences, and Center for Integrated Research in Fundamental Science and Engineering, University of Tsukuba, Tsukuba, Japan
- 161 Department of Physics and Astronomy, Tufts University, Medford, MA, USA
- 162 Centro de Investigaciones, Universidad Antonio Narino, Bogotá, Colombia
- 163 Department of Physics and Astronomy, University of California Irvine, Irvine, CA, USA
- 164 ^(a)INFN Gruppo Collegato di Udine, Sezione di Trieste, Udine, Italy; ^(b)ICTP, Trieste, Italy; ^(c)Dipartimento di Chimica Fisica e Ambiente, Università di Udine, Udine, Italy
- 165 Department of Physics, University of Illinois, Urbana, IL, USA
- 166 Department of Physics and Astronomy, University of Uppsala, Uppsala, Sweden
- 167 Instituto de Física Corpuscular (IFIC) and Departamento de Física Atómica, Molecular y Nuclear and Departamento de Ingeniería Electrónica and Instituto de Microelectrónica de Barcelona (IMB-CNM), University of Valencia and CSIC, Valencia, Spain
- 168 Department of Physics, University of British Columbia, Vancouver, BC, Canada
- 169 Department of Physics and Astronomy, University of Victoria, Victoria, BC, Canada
- 170 Department of Physics, University of Warwick, Coventry, UK
- 171 Waseda University, Tokyo, Japan
- 172 Department of Particle Physics, The Weizmann Institute of Science, Rehovot, Israel
- 173 Department of Physics, University of Wisconsin, Madison, WI, USA
- 174 Fakultät für Physik und Astronomie, Julius-Maximilians-Universität, Würzburg, Germany
- 175 Fachbereich C Physik, Bergische Universität Wuppertal, Wuppertal, Germany
- 176 Department of Physics, Yale University, New Haven, CT, USA
- 177 Yerevan Physics Institute, Yerevan, Armenia
- 178 Centre de Calcul de l'Institut National de Physique Nucléaire et de Physique des Particules (IN2P3), Villeurbanne, France
- ^a Also at Department of Physics, King's College London, London, UK
- ^b Also at Institute of Physics, Azerbaijan Academy of Sciences, Baku, Azerbaijan
- ^c Also at Novosibirsk State University, Novosibirsk, Russia
- ^d Also at TRIUMF, Vancouver, BC, Canada
- ^e Also at Department of Physics and Astronomy, University of Louisville, Louisville, KY, USA
- ^f Also at Department of Physics, California State University, Fresno, CA, USA
- ^g Also at Department of Physics, University of Fribourg, Fribourg, Switzerland
- ^h Also at Departamento de Física e Astronomia, Faculdade de Ciências, Universidade do Porto, Porto, Portugal
- ⁱ Also at Tomsk State University, Tomsk, Russia
- ^j Also at CPPM, Aix-Marseille Université and CNRS/IN2P3, Marseille, France
- ^k Also at Università di Napoli Parthenope, Napoli, Italy
- ^l Also at Institute of Particle Physics (IPP), Canada
- ^m Also at Particle Physics Department, Rutherford Appleton Laboratory, Didcot, UK
- ⁿ Also at Department of Physics, St. Petersburg State Polytechnical University, St. Petersburg, Russia
- ^o Also at Department of Physics, The University of Michigan, Ann Arbor MI, USA
- ^p Also at Louisiana Tech University, Ruston LA, USA
- ^q Also at Institutio Catalana de Recerca i Estudis Avancats, ICREA, Barcelona, Spain

- ^r Also at Graduate School of Science, Osaka University, Osaka, Japan
- ^s Also at Department of Physics, National Tsing Hua University, Taiwan
- ^t Also at Department of Physics, The University of Texas at Austin, Austin, TX, USA
- ^u Also at Institute of Theoretical Physics, Ilia State University, Tbilisi, Georgia
- ^v Also at CERN, Geneva, Switzerland
- ^w Also at Georgian Technical University (GTU), Tbilisi, Georgia
- ^x Also at Manhattan College, New York, NY, USA
- ^y Also at Hellenic Open University, Patras, Greece
- ^z Also at Institute of Physics, Academia Sinica, Taipei, Taiwan
- ^{aa} Also at LAL, Université Paris-Sud and CNRS/IN2P3, Orsay, France
- ^{ab} Also at Academia Sinica Grid Computing, Institute of Physics, Academia Sinica, Taipei, Taiwan
- ^{ac} Also at School of Physics, Shandong University, Shandong, China
- ^{ad} Also at Moscow Institute of Physics and Technology State University, Dolgoprudny, Russia
- ^{ae} Also at Section de Physique, Université de Genève, Geneva, Switzerland
- ^{af} Also at International School for Advanced Studies (SISSA), Trieste, Italy
- ^{ag} Also at Department of Physics and Astronomy, University of South Carolina, Columbia, SC, USA
- ^{ah} Also at School of Physics and Engineering, Sun Yat-sen University, Guangzhou, China
- ^{ai} Also at Faculty of Physics, M.V. Lomonosov Moscow State University, Moscow, Russia
- ^{aj} Also at National Research Nuclear University MEPhI, Moscow, Russia
- ^{ak} Also at Department of Physics, Stanford University, Stanford CA, USA
- ^{al} Also at Institute for Particle and Nuclear Physics, Wigner Research Centre for Physics, Budapest, Hungary
- ^{am} Also at University of Malaya, Department of Physics, Kuala Lumpur, Malaysia
- * Deceased