

Neutrinos from collapsars

F. L. Vieyro^{1,2,3}, G. E. Romero^{1,2}, and O. L. G. Peres^{3,4}

¹ Instituto Argentino de Radioastronomía (IAR, CCT La Plata, CONICET), C.C.5, (1984) Villa Elisa, 1894 Buenos Aires, Argentina
e-mail: florenciavieyro@gmail.com

² Facultad de Ciencias Astronómicas y Geofísicas, Universidad Nacional de La Plata, Paseo del Bosque s/n, 1900 La Plata, Argentina

³ Instituto de Física Gleb Wataghin, Universidade Estadual de Campinas, 13083-970 Campinas, SP, Brazil

⁴ Abdus Salam International Centre for Theoretical Physics, ICTP, 34010 Trieste, Italy

Received 15 April 2013 / Accepted 25 August 2013

ABSTRACT

Context. Long gamma-ray bursts (GRBs) are associated with the gravitational collapse of very massive stars. The central engine of a GRB can collimate relativistic jets that propagate inside the stellar envelope. The shock waves produced when the jet disrupts the stellar surface are capable of accelerating particles up to very high energies.

Aims. If the jet has hadronic content, neutrinos will be produced via charged pion decays. The main goal of this work is to estimate the neutrino emission produced in the region close to the surface of the star, taking pion and muon cooling into account, along with subtle effects arising from neutrino production in a highly magnetized medium.

Methods. We estimate the maximum energies of the different kinds of particles and solve the coupled transport equations for each species. Once the particle distributions are known, we calculate the intensity of neutrinos. We study the different effects on the neutrinos that can change the relative weight of different flavors. In particular, we consider the effects of neutrino oscillations, and of neutrino spin precession caused by strong magnetic fields.

Results. The expected neutrino signals from the shocks in the uncorking regions of Population III events is very weak, but the neutrino signal produced by Wolf-Rayet GRBs with $z < 0.5$ is not far from the level of the atmospheric background.

Conclusions. The IceCube experiment does not have the sensitivity to detect neutrinos from the implosion of the earliest stars, but a number of high-energy neutrinos may be detected from nearby long GRBs. The cumulative signal should be detectable over several years (~ 10 yr) of integration with the full 86-string configuration.

Key words. neutrinos – gamma-ray burst: general – radiation mechanisms: non-thermal

1. Introduction

Gamma-ray bursts (GRBs) are the most violent and energetic events in the universe. Since GRBs are extragalactic sources, the equivalent isotropic energy can be as high as 10^{51} – 10^{54} erg (Bloom et al. 2001). The generally accepted picture is that GRBs occur when the bulk kinetic energy of an ultra-relativistic flow is converted to internal energy through shocks and then is radiated away by non-thermal processes (e.g., Zhang & Mészáros 2004).

Short GRBs seem to be the result of the final merger of two compact objects, whereas long GRBs are probably associated with the gravitational collapse of very massive stars. These imploding stars are called collapsars. The detection of supernova explosions weeks after several bursts strongly supports the association of long GRBs with the deaths of massive stars (e.g., Galama et al. 1998; Bloom et al. 1999; Reichart 1999; Lazzati et al. 2001). The collapse of the stellar core produces a black hole, which accretes material from the inner layers of the star. An ultra-dense magnetized accretion disk is formed during the accretion process. Part of the plasma that surrounds the black hole is ejected, most likely by the magnetic pressure, producing two relativistic jets. Each jet then pushes the stellar material outwards. The location of the exact region where the gamma rays are created is still under debate.

The most discussed model for explaining the origin of the prompt gamma-ray emission is the internal shock model (Rees & Meszaros 1994). In this model, the central engine produces collimated shells that collide, creating internal shocks. Particles

are accelerated up to relativistic energies in these shocks by a Fermi I-type mechanism. However, standard versions of the internal shock model do not explain the origin of the magnetic fields needed to produce the synchrotron radiation observed in the fireball. In addition, the validity of the model has been recently compromised, because it presents many problems for reproducing the variety of lightcurves observed with *Swift* and *Fermi* satellites in past years (Piran & Fan 2007; Ackermann et al. 2010). Then, alternative models proposed to explain the gamma-ray emission are being currently explored.

Among these new models, we can mention models where the jet is magnetically dominated; in this case, the magnetic field is dragged from the highly magnetized central engine to the surface of the star. Internal shocks cannot be produced in magnetically dominated environments, so, in this context, the particle acceleration may be caused by dissipation of the strong magnetic fields and fast reconnection (Woosley 1993; Komissarov et al. 2009).

Independently of the nature of the internal mechanism, it is widely accepted that the prompt emission has a different origin from the afterglow emission. The latter is emitted at a much greater distance from the central engine, when the fireball is decelerated by its interaction with the interstellar medium. (This occurs at $r_{\text{es}} \sim 10^{17}$ cm, whereas the prompt gamma-ray emission is produced at $r_{\text{is}} \sim 10^{13}$ cm.)

Besides producing electromagnetic emission (gamma rays from the prompt phase and radiation at lower energies from the afterglow), GRBs can also be sources of three important

non-electromagnetic signals: cosmic rays, neutrinos, and gravitational waves. It seems reasonable to assume that if the prompt gamma-ray radiation and the afterglows are generated by relativistic electrons accelerated in shocks, then the same shocks should also accelerate baryons (Zhang & Mészáros 2004). These high-energy protons can produce neutrinos through pp inelastic collisions and py interactions.

Several works have been devoted to studying the neutrino generation in different scenarios of GRBs. Neutrinos with energies in the range PeV to EeV (10^{15-18} eV) can be produced by interactions of protons accelerated in the external forward and reverse shocks with the interstellar medium and surroundings (e.g., Waxman & Bahcall 2000; Dai & Lu 2001; Razzaque et al. 2004). Multi-TeV neutrinos may be created in the external reverse and forward shock produced by the interaction of the jet with the stellar envelope (Mészáros & Waxman 2001; Horiuchi & Ando 2008); this signal is of special interest, because it can occur even if the jet fails to emerge from the star. These are the so-called *choked* GRBs. Hadrons can also be accelerated in the internal shocks, and their interaction with the prompt gamma-ray field may then lead to the production of PeV neutrinos (Waxman & Bahcall 1997; Guetta et al. 2001).

The production of neutrinos has been studied in different models for the prompt emission of GRBs; for example, Gao & Mészáros (2012) estimated the neutrino emission in the GeV energy range for magnetized GRBs, and very recently, Gao et al. (2012) and Murase et al. (2013) have studied the production of GeV neutrinos in outflows loaded with neutrons, in which nuclear reactions result in subphotospheric gamma rays that can explain the prompt emission. The reader is referred to Zhang & Mészáros (2004) for a thorough discussion of the different scenarios for neutrino emission.

Current upper limits set by IceCube have already ruled out the validity of some of these models and their predictions (Desiati et al. 2012). The upper limit obtained with the data collected with the 59-string configuration of IceCube is 3.7 times below some theoretical predictions. This overestimation of the neutrino fluxes may be the result of several simplifications in the treatment of physical processes. The effects of the magnetic field in the cooling of transient charged particles may explain in part the deficit of neutrinos from collapsars. Magnetic fields within the jets of collapsars can take values as high as 10^{7-8} G close to the surface of the star, so synchrotron losses cannot be considered negligible for any charged particle. In addition, the intense radiation, matter, and magnetic fields in these sources modify the particle distributions that give rise to neutrinos. To compute the neutrino fluxes more accurately it is necessary, then, to treat the transport of photon and particles self-consistently.

In this work we propose a novel scenario for producing TeV neutrinos: the lateral shocks formed when the jet emerges from the stellar envelope. As the jet passes through the star, the material that is not being swept backward to the cocoon is pushed aside. At the moment the confinement produced by the stellar pressure ends, the lateral motion initiates a strong shock wave that moves around the star (Zhang et al. 2003).

We have calculated the neutrino generation in the lateral shocked regions and in the jet close to the stellar surface. First, in Sect. 2 we describe the geometry of the system, together with the basic assumptions and values of the relevant parameters. In Sect. 3 we estimate the maximum energies of the different particle species and solve the set of coupled transport equations. Once the particle distributions are known, we proceed, in Sect. 4, to calculate the intensity of neutrinos of all flavors for each specific model under consideration. We also include the effects of

neutrino oscillations and neutrino spin precession, which can change the relative weight of different flavors. In Sect. 4.3, we study the detectability of these sources with IceCube. Finally, in Sect. 5, we apply the model to GRBs with progenitors of Population III stars.

2. Basic model

The presence of the spectral features typical of Wolf Rayet (WR) stars in the afterglow emission favors these stars as the progenitor candidates for collapsars (e.g., Piro et al. 2000; Mirabal et al. 2002). We consider here a progenitor star with a radius of $R_* = 10^{12}$ cm. The exact value of the mass of the star has no influence on our calculation, because it will only change the duration of the GRB.

We assume that the core collapse leaves behind a black hole of initial mass $M_{\text{BH}} = 10 M_\odot$ surrounded by an accretion disk. A fraction of the accreted matter is ejected into a coupled of relativistic jets, with a power of

$$L_j = 2q_j \dot{M} c^2, \quad (1)$$

where \dot{M} is the accretion rate, and q_j an adimensional parameter that represents the efficiency of the mechanism at extracting rotational energy from the disk and converting it into the kinetic energy of the jet. A typical duration of a long GRB is a few tens of seconds, and in that time several solar masses are accreted by the black hole (Zhang et al. 2003). Then, we adopt $\dot{M} = 0.1 M_\odot \text{ s}^{-1}$ and $q_j = 0.02$. These values yield a luminosity of $L_j \sim 1.8 \times 10^{51} \text{ erg s}^{-1}$, in agreement with observations (Zhang & Mészáros 2004).

The jet is assumed to be formed at a distance $z_0 = 50r_g \sim 10^8$ cm from the black hole, where $r_g = GM_{\text{BH}}/c^2$ is the gravitational radius. This value also corresponds to the radius where the He core ends for a massive star (Horiuchi & Ando 2008). The jet becomes relativistic when it leaves the He core since the stellar envelope density drops considerably.

After the jet crosses the He core, its opening angle remains approximately constant. We adopt $\theta = 10^{-1}$, i.e., approximately 6° .

Assuming a conical geometry for the jet and an opening angle $\ll 1$, the radius of the jet is a function of the radius of the distance to the black hole z ,

$$r_j(z) = \theta z \sim r_0 \left(\frac{z}{z_0} \right), \quad (2)$$

where $r_0 = r_j(z_0)$ is the jet radius at the injection point, with a value of $r_j(z_0) = 10^7$ cm. This value is close to the size of the ergosphere of a high-spin Kerr black hole of $10 M_\odot$ (Mészáros & Rees 2010). We consider that the parameters only depend on the coordinate z and do not depend on r_j .

Since a magnetically driven mechanism is expected to be responsible for the jet launching, the magnetic energy density at the base of the jet should be related to the bulk kinetic energy density. In particular, if we assume equipartition between these energy densities, the jet magnetic luminosity and the comoving magnetic field at the base of the jet follow the relation:

$$\frac{L_j}{4\pi r_j(z_0)^2 c \Gamma^2} = \frac{B_0^2}{8\pi}, \quad (3)$$

where $B_0 = B(z_0)$, and Γ is the jet bulk Lorentz factor. For a jet with a constant opening angle, the magnetic field strength decreases as a function of z , according to

$$B(z) = B_0 \left(\frac{z}{z_0} \right)^m, \quad (4)$$

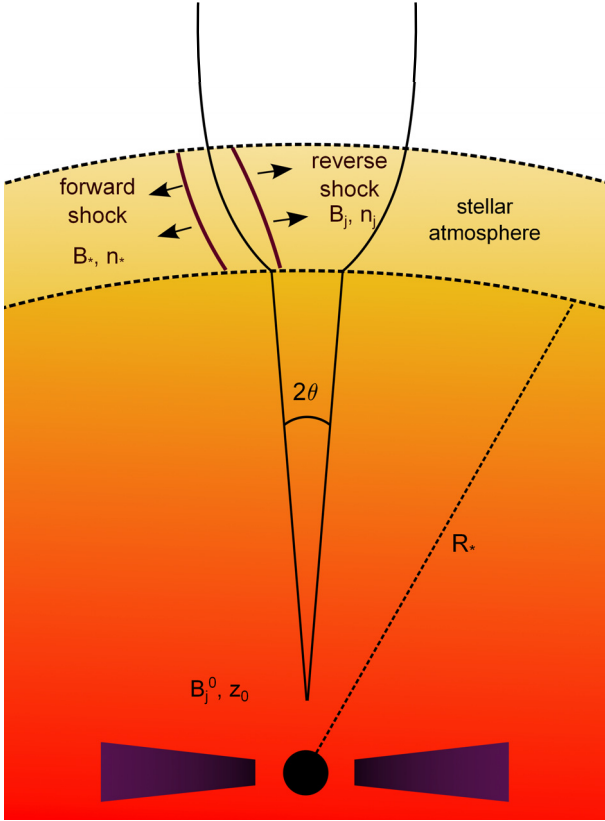


Fig. 1. Schematic diagram of the jet model and the structure of double shock.

with $1 \leq m \leq 2$, and $m = 1$ corresponding to the lab-frame transverse component of the magnetic field (e.g., Krolik 1999).

By the time the jet emerges from the star, the magnetic energy density w_{mag} has decreased considerably, and it is only a fraction of the kinetic energy density u_{kin} . Since $w_{\text{mag}}/u_{\text{kin}} \ll 1$ at $z = R_*$, shocks can develop in the jet at the surface of the star (Komissarov et al. 2007). These shocks can accelerate particles up to relativistic energies through diffusive shock acceleration.

Numerical simulations of the collapsar model show that, at the moment the jet breaks the surface, it still has high internal energy. This causes the acceleration of the jet, which also expands abruptly near the stellar surface. Additionally, as the jet propagates inside the star, it is collimated by the external pressure. Part of the material that is being pushed by the jet enters the working surface and moves backflows forming the cocoon. The remaining material spreads laterally when the jet emerges from the stellar surface, producing lateral forward shock waves that move around the star (Zhang et al. 2003), and lateral reverse shocks that propagate inside the jet. To distinguish these shocks, we call them forward shock (FS) and reverse shock (RS). A schematic representation of the double shock structure, together with the geometry adopted for the jet, is shown in Fig. 1.

2.1. Lateral reverse shock

We represent the RS region as a cylinder with radius equal to the jet radius at R_* ; this can be obtained from Eq. (2), and results in $r_j(R_*) = 10^{11}$ cm. The height of the cylinder is taken to be twice the radius. We consider a region small enough that the values of the parameters do not change considerably, so the one-zone approximation is valid. In the comoving jet frame the particle

density of the jet is given by

$$n_j(z) = \frac{L_{\text{iso}}}{4\pi z^2 \Gamma_j^2 m_p c^3}. \quad (5)$$

This results in $n_j(R_*) \sim 10^{16}$ cm $^{-3}$.

For simplicity we consider a jet with a constant Lorentz factor. The inferred values for the Lorentz factor when the prompt gamma-ray emission is produced are in the range $100 < \Gamma < 10^3$ (Lithwick & Sari 2001). Here we adopt $\Gamma = 200$.

The value of the magnetic field inside the jet at $z = R_*$ can be obtained from Eq. (4): $B_{\text{RS}} \sim 10^7$ G. Because of the high value of the magnetic field, the synchrotron radiation by electrons would result in a very dense photon field in this region.

2.2. Lateral forward shock

The size of this region is taken equal to the rs region. As was pointed out previously, the progenitor of long GRBs are WR stars. These stars have powerful winds with a typical mass loss rate of 10^{-5} solar masses per year. Then, interaction with the matter field plays an important role in this region. We consider a particle density on the stellar surface of $n_s = 2 \times 10^{13}$ cm $^{-3}$, which corresponds to a mass loss of $\sim 10^{-5} M_\odot \text{ yr}^{-1}$ with a terminal velocity of ~ 1000 km s $^{-1}$ (Zhang et al. 2003).

Since this shock propagates on the stellar surface, the magnetic field is the one at the surface of the star. Here we adopt $B_s = 100$ G, which is a value within the range of estimates for massive stars (Kholtygin et al. 2011). Given this relatively low value, synchrotron radiation would not provide a significant photon target field. Instead, the stellar photon field would be the most relevant target for IC scattering and photomeson production. We consider a WR star with an effective temperature of 45 000 K, which corresponds to a luminosity of $\sim 10^{39}$ erg s $^{-1}$ and a peak energy of $E_p \sim 4$ eV (Sander et al. 2012). We use a Planck function to describe the nearly black-body emission of the star $N_{\text{ph}}(E_{\text{ph}})$ (in erg $^{-1}$ cm $^{-3}$), given by

$$N_{\text{ph}}(E_{\text{ph}}) = A_{\text{ph}} \frac{E_{\text{ph}}^2}{\exp(E_{\text{ph}}^2/kT_{\text{BB}}) - 1}. \quad (6)$$

This is the photon density in the laboratory frame; to obtain the photon density in the shock co-moving frame, we use the standard Lorentz transformations.

3. Particle distributions

3.1. Particle acceleration and radiative losses

Approximately 10% of the energy goes to accelerate particles in the shock region, whereas the magnetic energy is $\sim 0.01 L_j$ or lower (Zhang & Mészáros 2004; Panaitescu & Kumar 2001, 2002). We consider then that 10% of the energy of the jet is injected into relativistic particles, $L_{\text{rel}} = q_{\text{rel}} L_j$, with $q_{\text{rel}} = 0.1$.

We adopt the power injected into leptons, L_e , to be a fraction of the power in protons, L_p , that is, $L_e = a L_p$. Recently, Gao et al. (2013) have studied the consequences of the non-detection of neutrinos from the burst GRB 130427A. They obtained values for a in the range 0.1–1, so we adopt $a = 0.1$.

For simplicity, we consider all the relevant parameters constant during most of the event. The values of these parameters are listed in Table 1. We study the radiative losses in both the FS and RS, and analyze the maximum energies that particles can achieve in each of these regions.

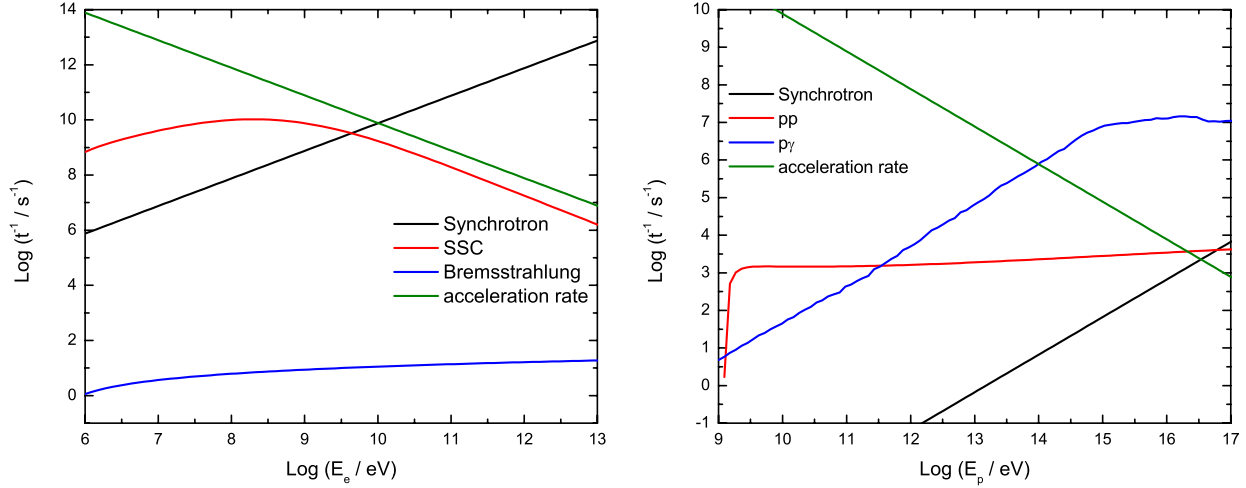


Fig. 2. Energy losses and acceleration rate in the jet frame for electrons (*left panel*) and protons (*right panel*) in the RS region, characterized by the parameters in Table 1.

Table 1. Main parameters of the model.

Assumed parameters	Value
M_{BH} : black hole mass [M_{\odot}]	10
\dot{M} : accretion rate [$M_{\odot} \text{ s}^{-1}$]	0.1
q_j : launching efficiency	0.01
L_j : jet luminosity [erg s^{-1}]	10^{51}
θ : jet opening angle	0.1
Γ : jet Lorentz factor	200
R_* : stellar radius [cm]	10^{12}
z_0 : jet injection radius [cm]	10^8
q_{rel} : fraction of power injected in relativistic particles	0.1
α : lepton-to-hadron energy ratio	0.1
η : acceleration efficiency	0.5
α : injection power-law index	2
Forward shock region parameters	
n_i : plasma density [cm^{-3}]	~ 100
B_{FS} : magnetic field [G]	~ 100
Reverse shock region parameters	
n_i : plasma density [cm^{-3}]	$\sim 10^{16}$
B_{RS} : magnetic field [G]	$\sim 10^7$

Figure 2 shows electron and proton radiative losses, with the acceleration rate in the jet frame. The maximum energy for electrons and protons can be obtained by equating the acceleration and the cooling rates. The maximum energy that particles can attain in the RS region are 10^{10} eV and 10^{14} eV for electrons and protons, respectively. The synchrotron photons produced by electrons are the target for IC scattering (synchrotron self Compton, SSC), which is the main mechanism responsible for electron energy loss. The main mechanism of proton energy loss is photomeson production, and pp interactions are relevant only for low-energy protons.

The energies of neutrinos produced in the RS region can be estimated ad hoc. In this region, the main channel for energy loss of protons is photomeson production. There is a high peak in the photomeson production cross section at photon energies $\epsilon_{\text{ph}} \sim 0.35$ MeV in the proton rest frame, owing to the Δ -resonance (Stecker 1973). Most of the contribution to neutrino production

then, comes through this channel. The condition that a proton must fulfill to create pions is (Zhang & Kumar 2013)

$$E_p E_\gamma \sim 0.147 \text{ GeV}^2 \left(\frac{\Gamma}{1+z} \right)^2. \quad (7)$$

Neutrinos produced in $p\gamma$ interactions have energies of $E_\nu = 0.05 E_p$. In the RS region, the target photon source is the synchrotron field produced by electrons, which has a peak at $E_\gamma \sim 100$ MeV. Then, photohadronic interactions would result in the production of TeV neutrinos.

Figure 3 shows the radiative losses in the FS region. Here, the main photon field is the stellar field. The mechanisms that dominate radiative losses are the same as in the RS region for electrons, whereas hadronic interactions play the main role for proton energy losses. The maximum energy achieved by electrons in this region is 4×10^{12} eV, and the maximum energy of protons is determined not by radiative losses but by the size of the acceleration region (Hillas 1984), which results in 3×10^{15} eV.

Since SSC and photohadronic interactions are the main channels for energy losses, transport equation for massive particles and for photons are coupled. The complete description of the method used for solving these equations can be found in Vieyro & Romero (2012).

3.2. Transport equations

When protons and electrons are accelerated in both the FS and RS regions, they interact with the fields present in the source, thereby modifying their energy distributions and producing secondary particles. These secondary particles, mostly charged pions and muons, decay to produce neutrinos. To compute the neutrino injection as a result of pion and muon decay, it is necessary to first obtain the steady state particle distribution of these species. Reynoso & Romero (2009) have shown that radiative losses of the secondaries considerably affect the final neutrino fluxes in strongly magnetized sources. Then, to estimate the neutrino production in collapsars, we need to solve a set of differential transport equations, including those for transient particles.

Because the synchrotron radiation produced by electrons provides a target photon field for photomeson production and IC scattering, the transport equations are coupled. In addition,

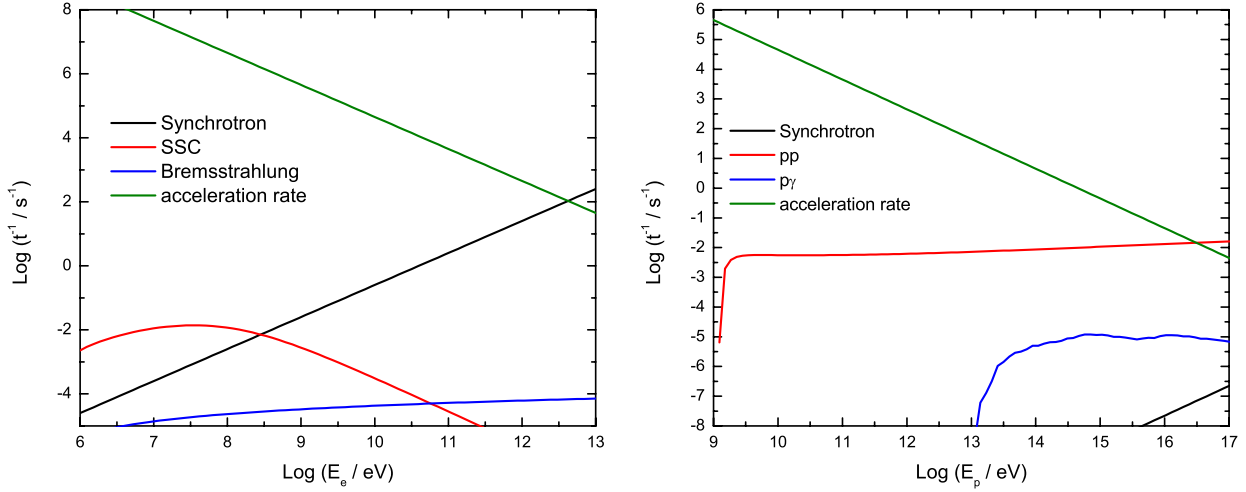


Fig. 3. As in Fig. 2 but in the FS region.

the synchrotron radiation also absorbs the gamma rays emitted through hadronic interactions and, as a result, a second generation of electron-positron pairs is injected into the system. The steady state will be obtained on short timescales, due to the efficiency of the losses.

The set of coupled transport equations is the following:

$$\frac{\partial}{\partial E} (b_i(E)N_i(E)) + \frac{N_i(E)}{t_{\text{esc}}} = Q_i(E), \quad (8)$$

where $i = e^+, e^-, p$ refer to positrons, electrons, and protons, respectively, and

$$\frac{\partial}{\partial E} (b_i(E)N_i(E)) + \frac{N_i(E)}{t_{\text{esc}}} + \frac{N_i(E)}{t_{\text{dec}}^i} = Q_i(E), \quad (9)$$

where $i = \pi^+, \pi^-, \mu^+, \mu^-$, refer to charged pions and muons, respectively. The last equation describes the transport of photons

$$\frac{N_\gamma(E_\gamma)}{t_{\text{esc}}} = Q_\gamma(E_\gamma) + Q_{e^\pm \rightarrow \gamma}(N_{e^\pm}, E_\gamma) - Q_{\gamma\gamma \rightarrow e^\pm}(N_\gamma, E_\gamma). \quad (10)$$

Here, $N_i(E)$ represents the steady state of each particle distribution (in units of $\text{erg}^{-1} \text{cm}^{-3}$); $b_i(E)$ includes all radiative losses for a given type of particle; t_{esc} is the timescale over which relativistic particles escape from the system, which is taken as the crossing time; $t_{\text{esc}} = r_j(R_*)/c$, t_{dec}^i is the mean decay time for transient particles (pions and muons); and $Q_i(E)$ is the injection function. The term $Q_\gamma(E_\gamma)$ represents photon injection by several radiative processes. The term $Q_{e^\pm \rightarrow \gamma}$ accounts for photons produced by pair annihilation, whereas $Q_{\gamma\gamma \rightarrow e^\pm}$ is a photon sink term due to photo-pair production. The expressions used for each process and the method used to solve the equations are detailed in [Vieyro & Romero \(2012\)](#). The reader is referred to that paper for more details.

4. Neutrino emission

Once the distributions of charged pions $N_\pi(E)$ and muons $N_\mu(E)$ are known, we proceed to estimate the neutrino emission of the source. We are interested in estimating the ν_μ production, since the searches for point-like neutrino emission are optimized for this neutrino flavor. We also estimate the production of electron neutrinos in order to take the effects of neutrino oscillations

into account. (The production of tau neutrinos is considered to be negligible initially.) Then, we consider ν_e production by the channel of muon decay,



and ν_μ production by the previous channel plus charged pion decay:



The current neutrino detectors cannot distinguish between neutrino and antineutrino, so we simply add both fluxes. Then, the total emissivity of muon neutrinos is

$$\phi_{\nu_\mu + \bar{\nu}_\mu}(E) = \phi_{\pi^+ \rightarrow \nu_\mu}(E) + \phi_{\pi^- \rightarrow \bar{\nu}_\mu}(E) + \phi_{\mu^- \rightarrow \nu_\mu}(E) + \phi_{\mu^+ \rightarrow \bar{\nu}_\mu}(E), \quad (13)$$

where

$$\begin{aligned} \phi_{\pi^+ \rightarrow \nu_\mu}(E, t) &= \int_{E/(1-r_{\pi^+})}^{E^{\text{max}}} dE_{\pi^+} \left[t_{\pi^+, \text{dec}}^{-1}(E_{\pi^+}) \right. \\ &\quad \left. \times N_{\pi^+}(E_{\pi^+}, t) \frac{1}{E_{\pi^+}(1-r_{\pi^+})} \right], \end{aligned} \quad (14)$$

with $r_\pi = (m_\mu/m_\pi)^2$. The spectrum of $\bar{\nu}_\mu$ produced by the decay of π^- is also described by Eq. (14).

For the decay of muons,

$$\phi_{\mu^- \rightarrow \nu_\mu}(E, t) = \sum_{i=1}^2 \int_E^{E^{\text{max}}} dE_\mu t_{\mu, \text{dec}}^{-1}(E_\mu) N_{\mu_i}(E_\mu, t) \frac{F_{\mu \rightarrow \nu_\mu}(E/E_\mu)}{E_\mu}, \quad (15)$$

where

$$F_{\mu \rightarrow \nu_\mu}(x) = \left(\frac{5}{3} - 3x^2 + \frac{4}{3}x^3 \right) + h \left(-\frac{1}{3} + 3x^2 - \frac{8}{3}x^3 \right). \quad (16)$$

In this expression, $x = E/E_\mu$, $\mu_{\{1,2\}} = \mu_{\text{L,R}}^-$. The production of $\bar{\nu}_\mu$ by the decay of μ^+ is similar but replaces $\mu_{\{1,2\}} = \mu_{\text{L,R}}^+$. The values of the helicities are $h_{(\mu_{\text{L}}^-, \mu_{\text{L}}^+)} = -h_{(\mu_{\text{R}}^-, \mu_{\text{R}}^+)} = -1$.

In a similar way to Eq. (15), the total emissivity of electron neutrinos ν_e is (Lipari et al. 2007)

$$\phi_{\mu^+ \rightarrow \nu_e}(E, t) = \sum_{i=1}^2 \int_E^{E^{\max}} dE_{\mu} r_{\mu, \text{dec}}^{-1}(E_{\mu}) N_{\mu}(E_{\mu}, t) \times \frac{F_{\mu \rightarrow \nu_e}(E/E_{\mu})}{E_{\mu}}, \quad (17)$$

where

$$F_{\mu \rightarrow \nu_e}(x) = (2 - 6x^2 + 4x^3) + h(2 - 12x + 18x^2 - 8x^3). \quad (18)$$

4.1. Spin precession

Within the context of the Standard Model, neutrinos are massless particles, without electric charge and thus have no magnetic moment. Then, in principle, they do not interact electromagnetically. However, in a minimal extension of the Standard Model in which neutrinos become massive (Mohapatra & Pal 1991), the electroweak coupling between neutrinos and W bosons has the same effect as an effective electric charge (neutrinos can interact with a photon through radiative loop diagrams), which induces a magnetic moment (Mohapatra & Pal 1991). The effect of a nonzero magnetic moment is to rotate the spin of the neutrino in the presence of a magnetic field, that is, to change the helicity of the neutrino. This effect is known as neutrino spin-flavor precession (SFP), and was proposed by Akhmedov & Pulido (2002) as a secondary mechanism responsible for the deficit of ν_e solar neutrinos (the main mechanism is standard neutrino oscillation).

This mechanism has been recently proposed as a possible explanation of the negative results in the search for ultra-high energy neutrinos. In the case of solar neutrinos, this process has been shown not to be very efficient; in AGNs and GRBs, however, given the range of magnetic field intensities and sizes of the sources, for a reasonable value of the neutrino magnetic moment, a spin transition could be induced (Barranco et al. 2012).

The magnetic moment of a Dirac neutrino in the Standard Model of particle physics is $\mu_Q = eG_F m_{\nu} \sim 3.2 \times 10^{-19} (m_{\nu}/1 \text{ eV}) \mu_B$, where G_F is the Fermi constant and m_{ν} is the neutrino mass. Contrary to the standard magnetic moment of charged particles, which is inversely proportional to the mass, this induced magnetic moment depends linearly on the neutrino mass.

We consider two cases of transitions: one is the conversion due to a diagonal magnetic moment that changes the active electron neutrino into a righthanded sterile electron neutrino, also called horizontal transition,

$$\nu_{eL} \rightarrow \bar{\nu}_{eR}, \quad (19)$$

and the other case is due to the non-diagonal magnetic moment called vertical transition. It acts between different flavors of neutrinos:

$$\bar{\nu}_e \leftrightarrow \nu_{\mu}. \quad (20)$$

Then, taking the probability of spin transition into account, the neutrino flux emerging from the source is

$$\phi_{\nu_e} = P(\nu_{eL} \rightarrow \nu_{eL}) \phi_{\nu_e}^0 + P(\bar{\nu}_{\mu} \rightarrow \nu_e) \phi_{\bar{\nu}_{\mu}}^0, \quad (21)$$

$$\phi_{\nu_{\mu}} = P(\nu_{\mu L} \rightarrow \nu_{\mu L}) \phi_{\nu_{\mu}}^0 + P(\bar{\nu}_e \rightarrow \nu_{\mu}) \phi_{\bar{\nu}_e}^0, \quad (22)$$

where the conversion probabilities are given by

$$P(\bar{\nu}_{\mu} \rightarrow \nu_e, r) = P(\bar{\nu}_e \rightarrow \nu_{\mu}, r) = \sin^2 \left(\int_0^r \frac{\mu_{\nu} B_{\perp}(r')}{\hbar c} dr' \right), \quad (23)$$

and

$$P(\nu_{eL} \rightarrow \nu_{eL}, r) = 1 - P(\bar{\nu}_{\mu} \rightarrow \nu_e, r). \quad (24)$$

Similar equations apply to $\phi_{\bar{\nu}_{\mu}}$ and $\phi_{\bar{\nu}_e}$.

The current limits to the neutrino magnetic moment are $\mu_{\nu} \leq 10^{-11} \mu_B$, coming from laboratory measurement or from a combined analysis, and $\mu_{\nu} \leq 10^{-12} \mu_B$, from astrophysical observations or from solar data (Akhmedov & Pulido 2002). Here we adopt $\mu_{\nu} \leq 10^{-12} \mu_B$.

For our collapsar model, in the RS region, the probability can be approximated as

$$P(\bar{\nu}_{\mu} \rightarrow \nu_e) = \sin^2 \left(\frac{\mu_{\nu} B_{\perp}(R_{\star}) R_{\text{jet}}(R_{\star})}{\hbar c} \right) \approx 0.78, \quad (25)$$

therefore,

$$P(\nu_L \rightarrow \nu_R) \approx 0.22. \quad (26)$$

4.2. Standard neutrino oscillations

It is well known that neutrinos can oscillate between three distinct flavors: muon, electron, and tau neutrino. This can affect the final flux of neutrinos of a given flavor. For astrophysical sources at very high distances, the arriving flux on Earth is (Esmaili 2010)

$$\phi_{\alpha} = \sum_{\beta=e,\mu,\tau} P_{\alpha\beta} \phi_{\beta}^0, \quad (27)$$

where ϕ_{α}^0 is the neutrino flux of flavor α at the source, and $P_{\alpha\beta}$ is the oscillation probability. This is given by

$$P_{\alpha\beta} = \sum_{j=1}^3 |U_{\alpha j}|^2 |U_{\beta j}|^2. \quad (28)$$

Here $U_{\alpha j}$ is the mixing matrix. The values of the mixing matrix depend on the standard oscillation parameters, the mixing angles θ_{12} , θ_{23} , and θ_{13} . The current best fit values (3σ) for these parameters are (Esmaili 2010)

$$\begin{aligned} \sin^2 \theta_{12} &= 0.27-0.34, \\ \sin^2 \theta_{23} &= 0.34-0.67, \\ \sin^2 \theta_{13} &= 0.016-0.030. \end{aligned} \quad (29)$$

The final values of the mixing matrix are taken from Vissani & Aharonian (2012), and the final neutrino flux results in

$$\phi_{\nu_{\mu}} = P_{\mu e} \phi_e^0 + P_{\mu\mu} \phi_{\mu}^0 + P_{\mu\tau} \phi_{\tau}^0 \quad (30)$$

$$= 0.221 \phi_e^0 + 0.390 \phi_{\mu}^0 + 0.390 \phi_{\tau}^0. \quad (31)$$

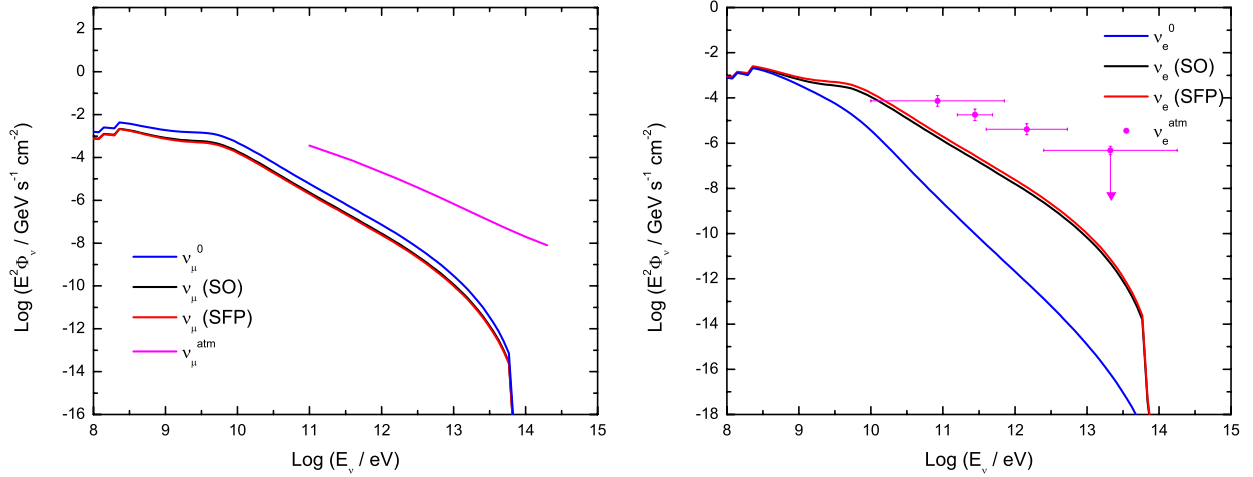


Fig. 4. Flux of neutrinos arriving at Earth (blue line) produced in the RS region. The black line is the final neutrino flux after standard oscillations (SO), whereas the red line is the flux taking the coupling between the neutrino magnetic moment and the magnetic field (SFP) into account.

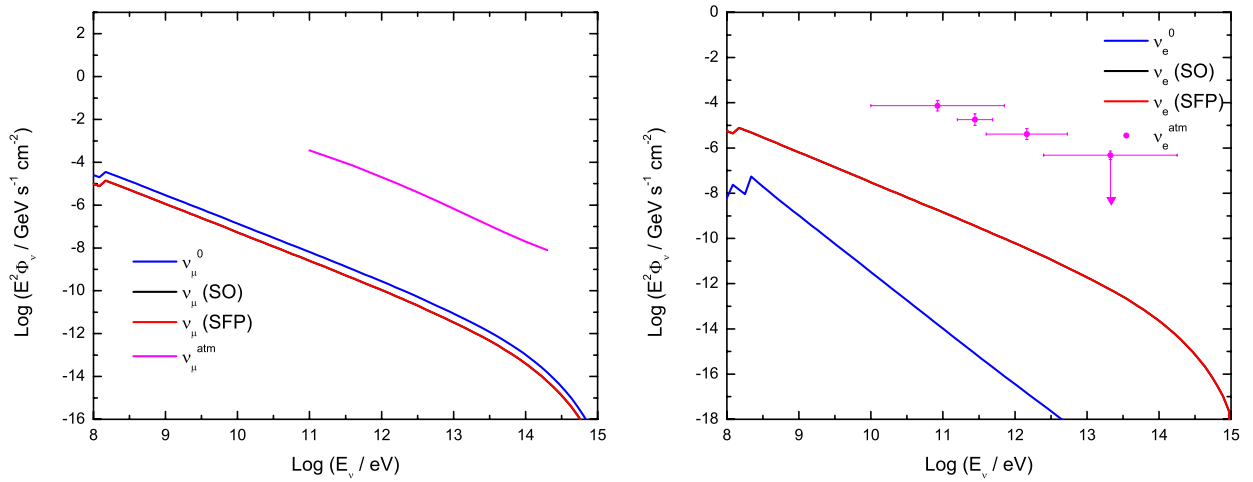


Fig. 5. As in Fig. 4, but for the FS region.

4.3. Neutrino fluxes on Earth

The differential flux of neutrinos arriving at the Earth can be obtained as

$$\frac{d\Phi_{\nu_\mu}}{dE} = \frac{D}{4\pi d^2} \int_V d^3r \phi_\mu(E, t), \quad (32)$$

where $D^{-1} = \Gamma(1 - \beta)$ (Reynoso et al. 2012). We consider a nearby event at $z \sim 0.2$. Figures 4 and 5 show this quantity, weighted by the squared energy in the RS and FS regions, respectively. The figures also show the neutrino flux affected by standard oscillations (SO) and spin flavor precession (SFP).

The changes in the neutrino flux from the SO case can be significant. The effects of the neutrino SFP, however, are not relevant in this scenario. In the FS, where the value of the magnetic field is low, this effect is completely negligible (see Fig. 5).

4.4. Event rate and detection with IceCube

The number of events detected by IceCube is

$$N = \int_z \int_{E_\nu} \Phi_\nu A_{\text{eff}}(E_\nu, z) dE_\nu d \cos(z). \quad (33)$$

We adopt the values for the IceCube effective area from Abbasi et al. (2011); we use the effective area in ten bins of $\cos(z)$ (with bin width 0.1) and 12 bins of E_ν (with bin width 0.3 in $\log(E_\nu/\text{GeV})$, Esmaili et al. 2012).

The number of events of atmospheric muon neutrinos ($\nu_\mu + \bar{\nu}_\mu$), from 100 GeV to 400 TeV, detected by IceCube is ~ 17700 events per year (Abbasi et al. 2011). The atmospheric muon and electron neutrino energy spectrum are also shown in Figs. 4 and 5 (Abbasi et al. 2011; Aartsen et al. 2013). That is equivalent to an event rate of 5.6×10^{-4} Hz.

For the RS region, above 2 GeV, the total neutrino event rate is 2.4×10^{-7} Hz considering only SOs, and 2.08×10^{-7} Hz taking into account SFP. For the FS region, the total neutrino event rate is 6×10^{-10} Hz for both cases (SOs only and with SFP effects). These values are considerably lower than those obtained in the RS. This was expected, since in the FS region photohadronic interactions are not important.

After integrating over one year of observations, the neutrino event rate for the RS region would be $\sim 7-8$. Taking into account that the rate of GRB events with $z < 0.5$ that can be detected from Earth is estimated to be $\sim 10^3$ per year (Mészáros & Waxman 2001), then the number of muon events in one year would be $\sim 7 \times 10^3$, which is comparable to the atmospheric muon

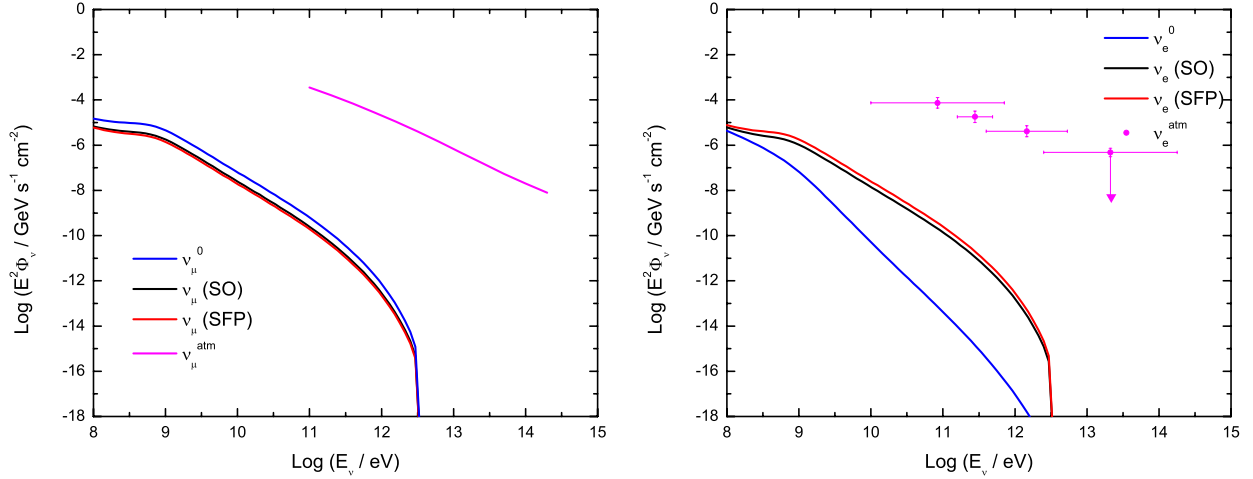


Fig. 6. Flux of muon neutrinos (*left panel*) and electron neutrinos (*right panel*) arriving at Earth, produced in the RS region, for GRBs with progenitors from Pop. III stars. The colors of the lines are the same as in Fig. 4.

events detected by IceCube (Abbasi et al. 2011). A multi-year integration can then provide a detectable flux.

5. Application to GRB progenitors from Pop. III

Recent works by Mészáros & Rees (2010), Gao et al. (2011), and Berezhinsky & Blasi (2012) have extended the calculations of neutrino emission to Pop. III GRBs. These events are of particular cosmological interest, since they are related to the first stars formed in the universe. These stars are supposed to have been very massive, and accretion onto very massive black holes might lead to a scaled-up collapsar gamma-ray burst (Mészáros & Rees 2010). Here, we apply the same model as presented in the previous sections to GRBs with progenitor stars from Pop. III.

There are two types of Pop. III stars: the first group are the Pop. III.1 stars, which are formed by purely cosmological initial conditions; the second group, called Pop. III.2 stars, are assumed to be formed from zero-metallicity gas in the pre-ionization era. Recent numerical studies of Pop. III.2 stars show that these are not as massive as was once thought; the typical final values for the masses are 40–60 M_{\odot} , because the original hydrogen clouds are very prone to fragmentation (Smith et al. 2010; Greif et al. 2011).

On the other hand, Pop. III.1 stars are formed at $z > 20$ and are supposed to have masses of 60–320 M_{\odot} (Norman 2010), except for those in the range 140–260 M_{\odot} which are subject to pair instability. The Pop. III.1 stars are expected to undergo a core collapse leading directly to a central black hole (Heger & Woosley 2002), whose mass would be several tenths of a solar mass.

For these massive stars, we assume an efficiency of $q_j = 0.2$. In this case, the luminosity results in $L_j \sim 1.8 \times 10^{52}$ erg s^{-1} , in agreement with the values obtained by Mészáros & Rees (2010) for Pop. III GRBs (scaled for a $M_{\text{BH}} = 10 M_{\odot}$). We consider a star radius of $R_* = 10^{13}$ cm; we then scaled the parameters that depend on these quantities (e.g., magnetic field at the surface of the star, power injected in relativistic particles, etc.). The remaining parameters are the same as in Table 1. The radiative losses are similar to the case of WR stars, so we do not include these plots here. We only point out that particles can achieve slightly higher energies in this context, such as those in WR-GRBs.

In Fig. 6 we show the fluxes of muon (left panel) and electron neutrinos (right panel) arriving at Earth, produced in the RS region and obtained for GRBs with progenitors from Pop. III stars. We consider a GRB at $z = 20$. The neutrino event rate is 1.4×10^{-11} Hz and 1.1×10^{-11} Hz, considering SO only and including spin precession effects, respectively. Figure 7 shows the fluxes of muon neutrinos (left panel) and electron neutrinos (right panel) arriving at Earth, produced in the FS region. The neutrino event rate for this region is 2.2×10^{-13} Hz for both SOs alone and with SFP effects.

According to our model, the neutrino emission from these shocks of a single Pop. III GRB would not be detectable by IceCube. The main reason is the great distance at which these events take place. The number of GRBs per year expected to be observed is $N < 20$ GRBs, integrated over at $z > 6$ for Pop. III.2 and $N < 0.08$ per year integrated over at $z > 10$ for Pop. III.1 (de Souza et al. 2011). The model presented in this work can be applied to both Pop. III.1 and Pop. III.2 stars. Although Pop. III.1 are more powerful, given the higher redshift and mostly the expected number of events, Pop. III.2 are more likely to be detected. However, given that the maximum energy of particles is a few TeV, the background of atmospheric neutrinos is the dominant component in the operational range of IceCube.

6. Discussion

There are a few factors responsible for the low neutrino event rates we have obtained in our work. The radiative losses in our model are not negligible and the maximum energies that particles, in particular protons, can achieve do not exceed a few TeV. This is a consequence of considering the effects of the high magnetic fields that there should be in the sources. The neutrino flux in the energy range where IceCube is effective decreases considerably in comparison to previous estimates, causing the event rate to be low. It has already been pointed out by Li (2012) that some theoretical predictions (see e.g., Waxman & Bahcall 1997; Gao et al. 2011) have overestimated the neutrino fluxes. This is mainly because these works do not consider the cooling of secondary particles such as pions and muons. Another simplification in the neutrino flux estimates is to ignore the energy dependence of charged pion and muon production

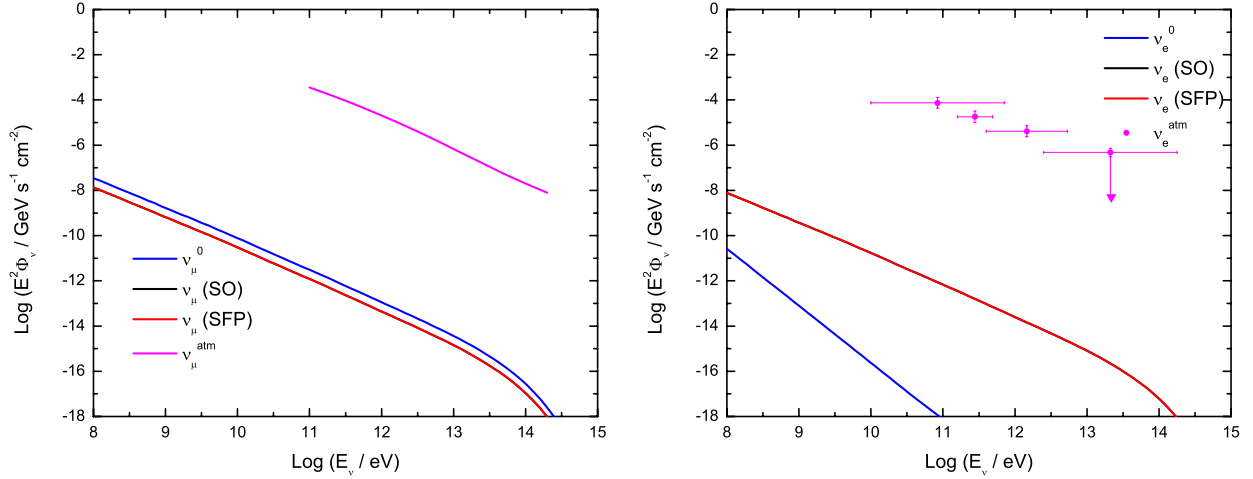


Fig. 7. As in Fig. 6, but for the FS region.

(e.g., [Berezinsky & Blasi 2012](#)), which has a direct effect on the neutrino energy distribution.

Another relevant factor is the distance. We first considered GRBs with $z \sim 0.2$. When we applied the same model for GRBs with progenitors from Pop. III at $z \sim 20$, the neutrino event rate decreased considerably.

Recently, the GRB 130427A has been identified as a relatively nearby event ($z \sim 0.34$, [Levan et al. 2013](#)), with high intrinsic luminosity. For such a burst our model predicts a neutrino event rate of 2.44×10^{-9} Hz from the RS region. [Liang et al. \(2007\)](#) show that these bright GRBs are scarce in the local universe ($z < 0.3$), with an estimated rate of 1.12 events per year. By integrating over one year, this results in ~ 0.086 neutrino events. This is lower than the number obtained in Sect. 4.4 for all GRBs, and negligible in comparison with atmospheric neutrino flux. The contribution from these bright events, then, is minor unless one of those were to occur in the very ($d < 100$ Mpc) local universe.

One of the free parameters in our model is the ratio between the lepton and hadron content in the jet. Here we have adopted $a = 0.1$. The neutrino flux scales approximately linear with this parameter. If the hadron content of the jet is smaller, then the event rate of neutrino will also decrease in approximately the same order of magnitude. Heavier jets are unlikely to be accelerated to high Lorentz factors.

The evolution of the magnetic field along the jet is represented by Eq. (4), with an index m that can vary between 1 and 2. The results shown in this paper were obtained assuming $m = 1$. For $m > 1$, the magnetic field in the surface of the star is lower, and this causes the acceleration rate to be lower, and the relativistic particles are not able to accelerate efficiently. Then, for higher values of m the neutrino event rate decreases. It is important to notice that we use Eq. (4) as a prescription for the evolution of the magnetic field in the jet; a more realistic characterization requires a detailed description of the model involved for the prompt emission of the GRB.

In this work we aim at estimating neutrino emission, regardless the mechanism responsible for the prompt gamma-ray emission (e.g., internal shocks, photospheric dissipation, etc). However, the details of the micro-physics would inevitably affect the results presented here. For a complete discussion on how the different models may change the neutrino signals can be found in [Zhang & Kumar \(2013\)](#).

7. Conclusions

We have investigated the neutrino production in the FS and RS regions at the surface of collapsars related to Wolf-Rayet and Pop. III stars. Given the efficiency of the radiative losses, we considered both regions to be in steady state during the duration of the event. We solved the set of coupled transport equations to determine the final particle distributions, and finally we estimated the neutrino emission for each model.

We focused our study on the uncorking region close to the stellar surface. We cannot rule out possible interactions between the jet and inhomogeneities in the stellar medium as an additional neutrino source. For example, it has been proposed by [Barkana & Loeb \(2000\)](#) that the first stars formed in the universe ionized the intergalactic medium, producing HII regions around them. Then, a possible scenario would be the jet interacting with the shell that surrounds the HII region, where the neutrino production may be enhanced by a high-density external material. The complexities of jet-cloud interactions have recently been explored by [Araudo et al. \(2010\)](#), at low Lorentz factors.

We also studied how some effects in the context of reasonable extensions of the Standard Model can affect the intrinsic neutrino flux produced in these sources. In particular, we have seen that standard neutrino oscillations can play an important role in changing the different neutrino flavor fluxes, whereas SFP is almost negligible in all cases studied here.

We have found that the inclusion of radiative losses for particles and a self-consistent treatment for the transport of particles and photons significantly reduce the neutrino event rate expected from these sources, which has been overestimated in previous works. Our results are in accordance with the non-detection of high-energy neutrino from GRBs by IceCube so far. However, our model for neutrino production in the RS region of GRBs with $z < 0.5$ suggests that we may be close to measuring the cumulative effect of these extragalactic sources. We conclude that the detection of neutrinos from collapsars requires long (timescales of \sim years) integrations with the full IceCube array to surpass the atmospheric background.

Acknowledgements. This work was partially supported by the Argentine agencies ANPCyT (PID 1728/OC -AR PICT-2012-00878) and CONICET (PIP 0078/2010), as well as the Spanish grant AYA 2010-21782-C03-01. F.L.V. was supported by CNPq-TWAS Sandwich Postgraduate Fellowship Award. O.L.G.P. acknowledges the support from grant 2012/16389-1, São Paulo Research Foundation (FAPESP).

References

- Aartsen, M. G., Abbasi, R., et al. (IceCube Collaboration) 2013, *Phys. Rev. Lett.*, 110, 151105
- Abbasi, R., Abdou, Y., Abu-Zayyad, T., et al. 2011, *Phys. Rev. D*, 83, 012001
- Ackermann, M., Asano, K., Atwood, W. B., et al. 2010, *ApJ*, 716, 1178
- Akhmedov, E. K., & Pulido, J. 2002, *Phys. Lett. B*, 529, 193
- Araudo, A. T., Bosch-Ramon, V., & Romero, G. E. 2010, *A&A*, 522, A97
- Barkana, R., & Loeb, A. 2000, *ApJ*, 539, 20
- Barranco, J., Miranda, O. G., Moura, C. A., & Parada, A. 2012, *Phys. Lett. B*, 718, 26
- Berezinsky, V., & Blasi, P. 2012, *Phys. Rev. D*, 85, 123003
- Bloom, J. S., Kulkarni, S. R., Djorgovski, S. G., et al. 1999, *Nature*, 401, 453
- Bloom, J. S., Frail, D. A., & Sari, R. 2001, *AJ*, 121, 2879
- Dai, Z. G., & Lu, T. 2001, *ApJ*, 551, 249
- Desiati, P., Abbasi, R., Abdou, Y., et al. 2012, *Proc. for the XIV Vulcano Workshop, Vulcano (ME), Italy* [[arXiv:1210.7703](https://arxiv.org/abs/1210.7703)]
- de Souza, R. S., Yoshida, N., & Ioka, K. 2011, *A&A*, 533, A32
- Esmaili, A. 2010, *Phys. Rev. D*, 81, 013006
- Esmaili, A., Halzen, F., & Peres, O. L. G. 2012, *J. Cosmol. Astropart. Phys.*, 11, 41
- Galama, T. J., Vreeswijk, P. M., van Paradijs, J., et al. 1998, *Nature*, 395, 670
- Gao, S., & Mészáros, P. 2012, *Phys. Rev. D*, 85, 103009
- Gao, S., Toma, K., & Mészáros, P. 2011, *Phys. Rev. D*, 83, 103004
- Gao, S., Asano, K., & Mészáros, P. 2012, *J. Cosmol. Astropart. Phys.*, 11, 58
- Gao, S., Kashiyama, K., & Meszaros, P. 2013, *ApJ*, 772, L4
- Greif, T. H., Springel, V., White, S. D. M., et al. 2011, *ApJ*, 737, 75
- Guetta, D., Spada, M., & Waxman, E. 2001, *ApJ*, 559, 101
- Heger, A., & Woosley, S. E. 2002, *ApJ*, 567, 532
- Hillas, A. M. 1984, *ARA&A*, 22, 425
- Horiuchi, S., & Ando, S. 2008, *Phys. Rev. D*, 77, 063007
- Kholtygin, A., Fabrika, S., Rusomarov, N., et al. 2011, *Astron. Nachr.*, 332, 1008
- Komissarov, S. S., Barkov, M. V., Vlahakis, N., & Königl, A. 2007, *MNRAS*, 380, 51
- Komissarov, S. S., Vlahakis, N., Königl, A., & Barkov, M. V. 2009, *MNRAS*, 394, 1182
- Krolik, J. H. 1999, *Nature*, 398, 678
- Lazzati, D., Covino, S., Ghisellini, G., et al. 2001, *A&A*, 378, 996
- Levan, A. J., Cenko, S. B., Perley, D. A., & Tanvir, N. R. 2013, *GRB Coordinates Network*, 14455, 1
- Li, Z. 2012, *Phys. Rev.*, D85, 027301
- Liang, E., Zhang, B., Virgili, F., & Dai, Z. G. 2007, *ApJ*, 662, 1111
- Lipari, P., Lusignoli, M., & Meloni, D. 2007, *Phys. Rev. D*, 75, 123005
- Lithwick, Y., & Sari, R. 2001, *ApJ*, 555, 540
- Mészáros, P., & Rees, M. J. 2010, *ApJ*, 715, 967
- Mészáros, P., & Waxman, E. 2001, *Phys. Rev. Lett.*, 87, 171102
- Mirabal, N., Halpern, J. P., Chornock, R., & Filippenko, A. V. 2002, *GRB Coordinates Network*, 1618, 1
- Mohapatra, R., & Pal, P. 1991, *Massive Neutrinos in Physics and Astrophysics*, World Scientific Lect. Notes Phys. (World Scientific)
- Murase, K., Kashiyama, K., & Meszaros, P. 2013, *Phys. Rev. Lett.*, 111, 131102
- Norman, M. L. 2010, in *AIP Conf. Ser.* 1294, eds. D. J. Whalen, V. Bromm, & N. Yoshida, 17
- Panaitescu, A., & Kumar, P. 2001, *ApJ*, 560, L49
- Panaitescu, A., & Kumar, P. 2002, *ApJ*, 571, 779
- Piran, T., & Fan, Y.-Z. 2007, *Philosophical Transactions of the Royal Society A: Mathematical, Physical and Engineering Sciences*, 365, 1151
- Piro, L., Garmire, G., Garcia, M., et al. 2000, *Science*, 290, 955
- Razzaque, S., Mészáros, P., & Zhang, B. 2004, *ApJ*, 613, 1072
- Rees, M. J., & Meszaros, P. 1994, *ApJ*, 430, L93
- Reichart, D. E. 1999, *ApJ*, 521, L111
- Reynoso, M. M., & Romero, G. E. 2009, *A&A*, 493, 1
- Reynoso, M. M., Romero, G. E., & Medina, M. C. 2012, *A&A*, 545, A125
- Sander, A., Hamann, W.-R., & Todt, H. 2012, *A&A*, 540, A144
- Smith, B. D., Silvia, D. W., Turk, M. J., et al. 2010, *AIP Conf. Ser.*, 1294, 110
- Stecker, F. W. 1973, *Ap&SS*, 20, 47
- Vieyro, F. L., & Romero, G. E. 2012, *A&A*, 542, A7
- Vissani, F., & Aharonian, F. 2012, *NIMP A*, 692, 5
- Waxman, E., & Bahcall, J. 1997, *Phys. Rev. Lett.*, 78, 2292
- Waxman, E., & Bahcall, J. N. 2000, *ApJ*, 541, 707
- Woosley, S. E. 1993, *ApJ*, 405, 273
- Zhang, B., & Kumar, P. 2013, *Phys. Rev. Lett.*, 110, 121101
- Zhang, B., & Mészáros, P. 2004, *Int. J. Mod. Phys. A*, 19, 2385
- Zhang, W., Woosley, S. E., & MacFadyen, A. I. 2003, *ApJ*, 586, 356