

Effect of particle shape and fragmentation on the response of particle dampers

Martín Sánchez, C Manuel Carlevaro and Luis A. Pugnali
Journal of Vibration and Control published online 29 May 2013
DOI: 10.1177/1077546313480544

The online version of this article can be found at:
<http://jvc.sagepub.com/content/early/2013/05/29/1077546313480544>

Published by:



<http://www.sagepublications.com>

Additional services and information for *Journal of Vibration and Control* can be found at:

Email Alerts: <http://jvc.sagepub.com/cgi/alerts>

Subscriptions: <http://jvc.sagepub.com/subscriptions>

Reprints: <http://www.sagepub.com/journalsReprints.nav>

Permissions: <http://www.sagepub.com/journalsPermissions.nav>

>> [OnlineFirst Version of Record](#) - May 29, 2013

[What is This?](#)

Effect of particle shape and fragmentation on the response of particle dampers

Martín Sánchez¹, C Manuel Carlevaro^{2,3} and Luis A Pugnaroni¹

Journal of Vibration and Control
0(0) 1–9
© The Author(s) 2013
Reprints and permissions:
sagepub.co.uk/journalsPermissions.nav
DOI: 10.1177/1077546313480544
jvc.sagepub.com



Abstract

A particle damper (PD) is a device that can attenuate mechanical vibrations thanks to the dissipative collisions between grains contained in a cavity attached to the vibrating structure. It has been recently suggested that, under working conditions in which the damping is optimal, the PD has a universal response in the sense that the specific dissipative properties of the grains cease to be important for the design of the device. We present evidence from simulations of PDs containing grains of different sizes, shapes and restitution coefficients, that the universal response is also valid when fragmentation of the grains occurs (generally due to intensive operation of the PD). In contrast, the welding of grains (caused by operation under high temperatures) can take the PD out of the universal response and deteriorate the attenuation. Interestingly, we observed that even at working conditions off the optimal damping, the shape of the grains remains unimportant for the response of the PD.

Keywords

Vibration attenuation, particle dampers, passive damping, granular damping, inelastic collapse

1. Introduction

A particle damper (PD) consists of a cavity partially filled with grains. This device can attenuate mechanical vibrations through friction and inelastic collisions of the grains when it is attached to a vibrating structure. In recent years, PDs have been widely studied due to the good performance they have as passive vibration control systems in harsh environments.

Different industries have applied this technology to control undesirable vibrations and noises. While the aerospace industry has been the pioneer in the area (Panossian, 2002; Ehrig et al., 2009), a number of studies have been recently published with applications in the automotive (Xia et al., 2011), energy (Velichkovich and Velichkovich, 2001) and medical (Heckel et al., 2012) industries.

PDs are efficient in a wide range of frequencies (Panossian, 1992), but due to their highly nonlinear behavior (Sánchez and Carlevaro, 2012), their analysis and design present complications. PDs are the successors of impact dampers (see e.g. Grubin, 1956; Masri, 1970; Duncan et al., 2005), where the single body inside the cavity of these is simply replaced with a sample of granular material (Araki et al., 1985). Many studies have focused on the prediction of the main characteristics of PDs through simplified models of a single

particle (Friend and Kinra, 2000; Duncan et al., 2005; Ramachandran and Lesieutre, 2008). However, the complex cooperative dynamics of the grains is ignored in these works.

The performance of a PD depends on many factors, such as the shape and size of the cavity, number of particles, coefficients of friction and restitution, type of excitation, and operation frequencies, among many others (Marhadi and Kinra, 2005). Depending on some of these factors, one of the mechanisms of dissipation (friction or inelastic normal collision) will dominate (Chen et al., 2001; Bai et al., 2009).

Several works have shown that, under harmonic excitation, a prismatic PD has the best performance

¹Departamento de Ingeniería Mecánica, Facultad Regional La Plata, Universidad Tecnológica Nacional, La Plata, Argentina

²Instituto de Física de Líquidos y Sistemas Biológicos (CONICET La Plata, UNLP), La Plata, Argentina

³U.D.B. Física, Facultad Regional Buenos Aires, Universidad Tecnológica Nacional, Buenos Aires, Argentina

Received: 31 October 2012; accepted: 29 January 2013

Corresponding author:

Luis A Pugnaroni, Departamento de Ingeniería Mecánica, Facultad Regional La Plata, Universidad Tecnológica Nacional, 60 Esq. 124 S/N, 1900 La Plata, Argentina.

Email: luis.pugnaroni@frlp.utn.edu.ar

of damping for a given value of the enclosure height (L_z) (Papalou and Masri, 1998; Saeki, 2002). This optimal damping occurs when, near resonance, the grains impact the floor and ceiling of the cavity in anti-phase, where the relative velocity between the granular bed and the enclosure is maximized at the time of collision (Lu et al., 2010; Sánchez and Pugnali, 2011). For an optimal PD, it has been shown that the natural frequency of the system equals the natural frequency of the undamped system (Sánchez and Pugnali, 2011).

Previous investigations have considered the relevance of the material of the grains (dissipative mechanisms) in PDs (Chen et al., 2001; Marhadi and Kinra, 2005; Bai et al., 2009). Recently, it has been shown that the performance of a PD is independent of the material properties of the grains if the optimal L_z is used (Sánchez et al., 2012). This universal behavior can be explained through the effective inelastic collapse of dense granular materials (Sánchez et al., 2012).

In this work, we show that this universality of the response of a PD remains valid even if grains of different shapes are considered. We have carried out simulations with triangular, square and hexagonal grains and with different dissipative properties. Furthermore, we show that the fragmentation of particles, which is likely when operating in harsh environments, does not lead to changes in the response of the system. This phenomenon explains the low maintenance requirements of these devices, since a degradation of the granular material does not lead to any significant change in PD performance. We also consider the possibility of welding of the grains (due to operation under high temperatures). In this case, the vibration attenuation is observed to decrease. Interestingly, our results show that even for nonoptimal PDs, the shape of the grains is a factor that does not influence the response.

2. Simulation

We carry out molecular dynamic type simulations, also known as the discrete element method (DEM), by solving the Newton–Euler equations of motion for rigid bodies confined in a rectangular box. All simulations were done in two dimensions. Figure 1 shows a schematic representation of the system. The primary system consists of a mass $M = 2.37$ kg, a linear spring with spring constant $K = 21,500$ Nm⁻¹ and a viscous damper, which accounts for any structural damping, with damping constant $C = 7.6$ Nsm⁻¹. Under these conditions the undamped natural frequency is $f_0 = 15.16$ Hz.

The cavity of the PD has been modeled as a rectangular box of sides $L_x = 0.036$ m and 0.040 m $< L_z < 0.372$ m. The walls were modeled with coefficient of friction $\mu = 0.50$ and coefficient of restitution

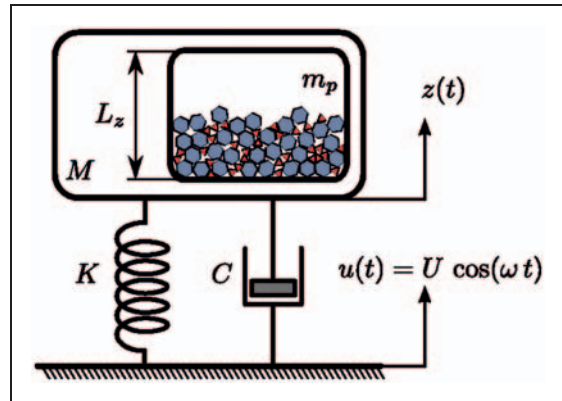


Figure 1. Schematic representation of the single-degree-of-freedom system with a particle damper. M : mass of the primary system; K : spring constant; C : structural damping; m_p : total mass of the grains; L_z : height of the cavity; $u(t)$: displacement imposed to the base; $z(t)$: displacement of the primary system.

$e = 0.50$. The bodies (particles) are placed in the rectangular box embedded in the primary system. The particles may have different shapes: triangles, squares and hexagons. The total mass of the particles is $m_p = 0.227$ kg. In all cases, the mass ratio $m_p/M \approx 10\%$ is kept constant. The restitution coefficient (e) and the friction coefficient (μ) are both set to 0.50 in most simulations, but different values have been tested in some cases.

The system is excited by a harmonic displacement ($u(t) = U \cos(\omega t)$) with $U = 0.0045$ m) of the base to which the spring and viscous damper are attached (see Figure 1). The excitation frequency is $\omega = 2\pi f$ with f between 5.0 Hz and 20.0 Hz.

We have considered the gravitational field $g = 9.8$ ms⁻² in the negative vertical direction. Although the primary system can only move in the z direction, the grains can move freely inside the rectangular box. Particles, initially placed at random without overlaps in the box, are allowed to settle until they come to rest in order to prepare the initial packing. Then, the same protocol is applied to each sample for every frequency. For all analyses, we used only the last 10% of the simulation time in order to ensure a stationary regime. The total simulation time corresponds to 200 s.

The simulations were implemented by means of the Box2D library (Catto, 2012). Box2D is an open-source code written in C++ that uses a constraint solver to handle hard bodies. The equations of motion are integrated by Box2D through a symplectic Euler algorithm. At each time-step of the simulation, a series of iterations (typically 20) are used to resolve penetrations between bodies (grains) through a Lagrange multiplier scheme (Catto, 2005). The contact of each polygonal

particle is defined by a manifold. After resolving penetrations, the friction (through the Coulomb criterion) and the inelastic collision at each contact is solved and new linear and angular velocities are assigned to each particle. The time-step used to integrate the equations of motion is 0.005 s. Box2D has been previously used for simulations of granular materials subjected to mechanical vibrations and results showed remarkable agreement with experiments and other simulation approaches (Carlevaro and Pugnaloni, 2011).

In practice, Box2D attains combined features of traditional DEMs and event-driven simulations of hard particles. As it is done in event-driven simulations, the impulses calculated on oblique impacts of given restitution coefficient and friction are used to update positions (orientations) and velocities (angular velocities). This effectively models hard bodies; however, instead of calculating only simple two-body collisions, the algorithm is able to calculate the effect of all neighbors on a given body simultaneously. This scheme allows for flexible and faster modeling of nonspherical objects. However, as in event-driven simulations, the force law between contacts is not defined and we lack the flexibility of using sophisticated interaction models such as the Hertz–Kuwabara–Kono model. Only the effective friction and restitution of a material can be set.

3. Results

Figure 2 shows the frequency response function (FRF) for the primary system with a PD containing $N = 180$ hexagonal particles (with circumscribed radius $r = 0.0015$ m, $\mu = 0.50$ and $e = 0.50$) for three different heights $L_z = 0.040$ m, 0.1225 m and 0.372 m of the cavity. In this case, the height of the granular bed at rest is approximately $L_0 = 0.039$ m. As we can see, the results of these two-dimensional (2D) simulations using hexagonal grains are consistent with previous three-dimensional (3D) simulations (Saeki, 2002; Fang and Tang, 2006) and experiments (Saeki, 2002; Liu et al., 2005). We can observe a shift in the natural frequency of the system compatible with an effective mass varying from $M_{\text{eff}} = M$ (when L_z is large) to $M_{\text{eff}} = M + m_p$ (when L_z is small enough to prevent the motion of the particles inside the cavity). Notice however that a detailed study has shown that this frequency shift does not occur in a monotonous way: the effective mass present overshoots and undershoots beyond the two limit cases (M and $M + m_p$) (Sánchez and Pugnaloni, 2011).

Previous works (Papalou and Masri, 1998; Saeki, 2002; Sánchez and Pugnaloni, 2010) have shown the existence of an optimum height for the cavity of the PDs for which the best damping performance is obtained. This is also observed in our 2D simulations. From Figure 2, it is clear that between the two limit

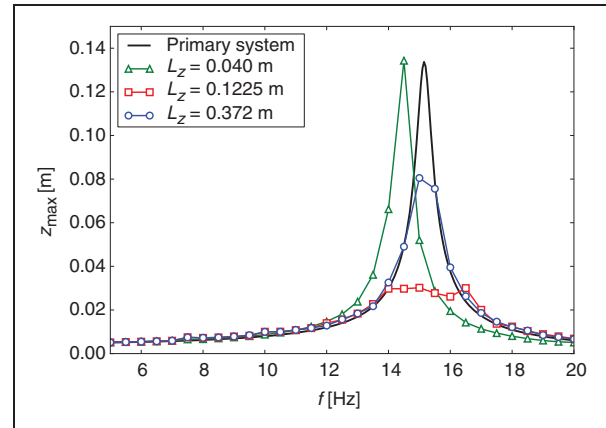


Figure 2. Frequency response function for a system with $N = 180$ hexagonal particles (circumscribed radius $r = 0.0015$ m, $\mu = 0.50$ and $e = 0.50$) and three different heights of the enclosure $L_z = 0.040$ m (green triangles), 0.1225 m (red squares) and 0.372 m (blue circles). The solid black line corresponds to the response of the system without the particle damper. The amplitude z_{max} of the oscillation of the primary mass is plotted against the excitation frequency f .

Table 1. Material properties of the particles for the simulations of fragmentation.

Hexagons	
Circumscribed radius r	0.0015 m
Density (2D) ρ	215.77 kgm^{-2}
Coefficient of restitution e	0.50
Coefficient of friction μ	0.50
Triangles	
Circumscribed radius r	0.00086 m
Density (2D) ρ	215.77 kgm^{-2}
Coefficient of restitution e	0.50
Coefficient of friction μ	0.50

cases (L_z small and very large) there is a height ($L_z = 0.1225$ m) that yields the best attenuation of the response.

Even though our simulations are 2D, the results obtained are consistent with the phenomenology observed in realistic particle dampers. In the next sections we will also show that 2D setups have the same response functions as realistic PDs under some working conditions.

3.1. Effect of particle fragmentation

During the operation of a PD, grains inside the cavity are prone to fragmentation and wear. This may, in principle, compromise the damping performance.

To evaluate the effect of fragmentation, we carried out simulations in which hexagonal particles are progressively replaced by triangles, mimicking the fragmentation of the hexagons. A regular hexagon can be built out of six equilateral triangles. Thus, the fragmentation of a hexagon is simulated via substitution by six identical particles which occupy the same space and have the same total mass as the original hexagon.

We have simulated various combinations of hexagons and triangles representing different degrees of fragmentation. The material properties of the grains are shown in Table 1. The optimum height of the enclosure is chosen to yield the best damping performance for the reference system consisting only of hexagonal grains (this corresponds to $L_z = 0.1225$ m). Despite the simulated fragmentation, the height of the

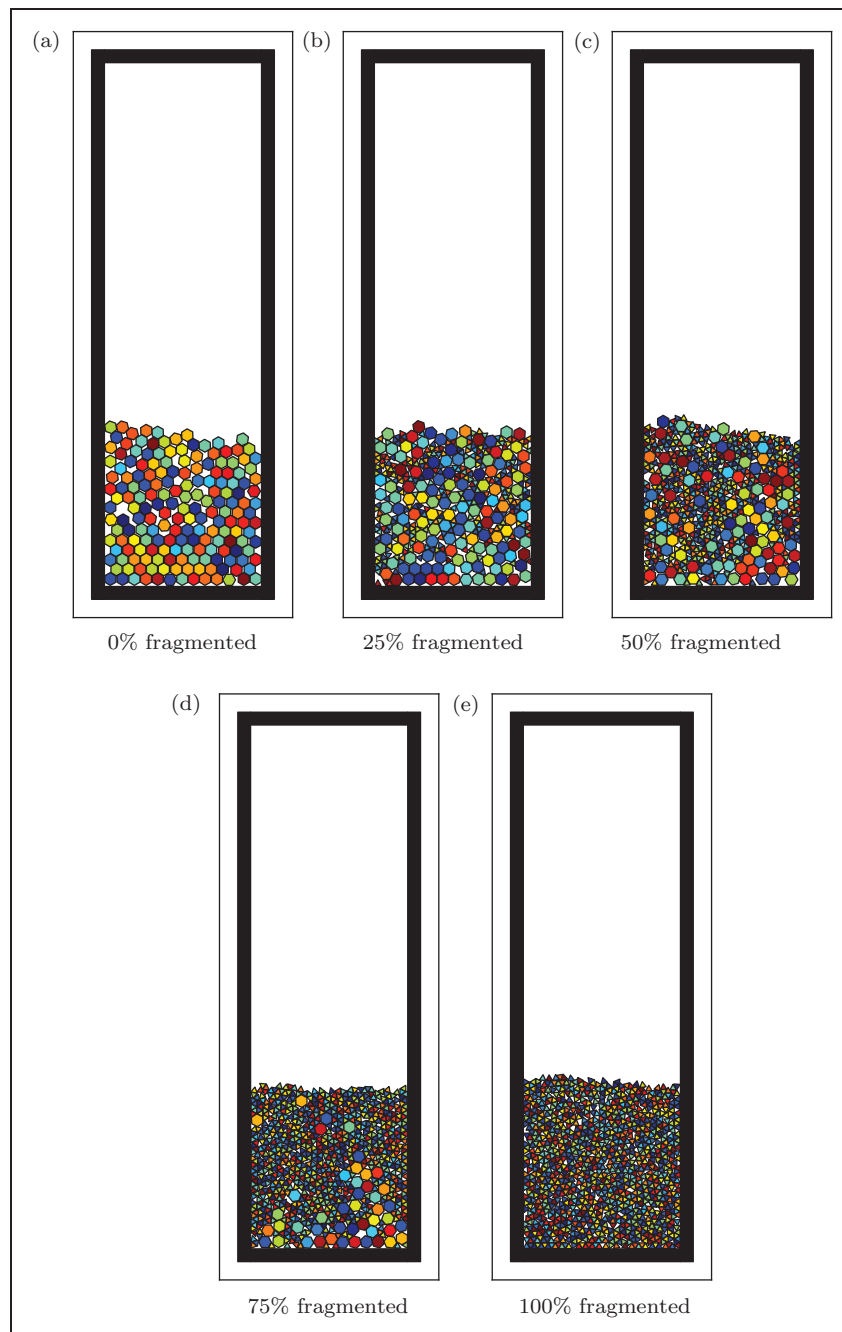


Figure 3. Snapshots of granular samples at rest: (a) 180 hexagons (0% fragmentation); (b) 135 hexagons and 270 triangles (25% fragmentation); (c) 90 hexagons and 540 triangles (50% fragmentation); (d) 45 hexagons and 810 triangles (75% fragmentation); (e) 1080 triangles (100% fragmentation).

granular bed at rest remains fairly constant ($L_0 \approx 0.039$). Figure 3 shows snapshots of the system at rest for different degrees of fragmentation.

In Figure 4, we show the FRFs for the five systems shown in Figure 3. The FRF of the system is unaffected by the fragmentation of particles in the enclosure. This has important practical implications since fragmentation during the operation of a PD would not compromise the damping performance of the device, reducing the need for maintenance. This ‘universal’ FRF observed in Figure 4 is consistent with previous suggestions based on studies using different numbers of spherical grains (Sánchez et al., 2012). However, notice that the present work is taking due care of the shape that fragments have (they are different to the original particle) and still a universal FRF is found for the optimum L_z .

The universal response can be explained in terms of the effective ‘inelastic collapse’ of the granular bed (McNamara and Young, 1992; Luding and McNamara, 1998). This phenomenon occurs when a granular sample that is being excited has a high density. Under such conditions, the granular pack achieves the dissipation of all the kinetic energy of the grains in a short time, even if the collisions between grains have a very high coefficient of restitution. In dense granular systems, the number of collisions per unit of time grows quickly with the number of grains involved. Even a minute dissipation in each collision is enough

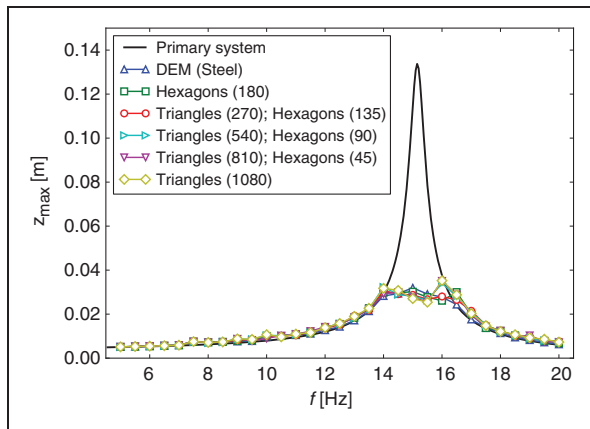


Figure 4. Frequency response function for the system with the various distributions of particle size and shape shown in Figure 3. The total mass of the grains $m_p = 0.227$ kg remains constant. Each curve corresponds to a different level of fragmentation of the hexagons (see legend). Blue triangles correspond to the FRF from 3D discrete element method (DEM) simulations of the same primary system with an optimal particle damper (PD) with $N = 250$ spherical particles and the same total mass but different interaction forces between the grains (Sánchez et al., 2012). The black line corresponds to the response of the system without the PD.

to make the system, as a whole, fully dissipative. Since this condition of having a dense granular pack is always present for the motion of the granular bed at and around the resonant frequency for the optimum L_z , the response of the primary system is similar in all cases regardless of the material properties, the shape of the grains and the number of particles. This response is comparable to the response that the system would have if the entire set of grains were replaced by a single body with zero coefficient of restitution (Sánchez et al., 2012).

To further emphasize the universal character of the FRF, we include in Figure 4 the results from a simulation of a 3D PD with $N = 250$ steel spheres (Sánchez et al., 2012). For these simulations, we have implemented a DEM (Cundall and Strack, 1979) in C. This code uses the model of Hertz–Kuwabara–Kono for the normal interactions of the grains and the frictional model of Coulomb for the tangential interactions (Brilliantov et al., 1996; Schäfer et al., 1996; Pöschel and Schwager, 2004). The material properties that we have used for the spheres are presented in Table 2. As we can see, the curves from 2D and 3D simulations are similar to each other. This confirms that the universal FRF is still valid if dimensionality is changed.

3.2. Effect of particle fusion

PDs have become important as passive vibration control systems in harsh environments. In particular, they are used in environments with extreme temperatures (high and low) or with elevated pressures. Although the optimal PD has a universal response (independent of the material used for the grains and independent of the fragmentation of the particles), at high temperatures a wrong choice of materials may cause the welding of particles, which would reduce the effective number of grains in the cavity. This is known to

Table 2. Material properties of the spheres for the 3D DEM simulations. For a description of the normal and shear damping coefficients involved in the particle–particle interaction force see Sánchez et al. (2012).

Property	Value
Young’s modulus E	$2.03 \times 10^{11} \text{ Nm}^{-2}$
Density	8030 kgm^{-3}
Poisson’s ratio ν	0.28
Friction μ_d	0.3
Normal damping γ_n	$3.660 \times 10^3 \text{ kgs}^{-1} \text{ m}^{-1/2}$
Shear damping γ_s	$1.098 \times 10^4 \text{ kgs}^{-1} \text{ m}^{-1/2}$
Particle radius	0.003 m

reduce the number of collisions per unit time and prevent inelastic collapse.

In order to study the possible effect of the fusion of particles within the cavity, we have carried out simulations with square particles that are progressively replaced by bigger grains. In our simulations, we replace four square grains by a larger square with area and mass equivalent to the total area and mass of the four grains removed. In this way, the total mass in the enclosure remains constant, but the

number and size distribution of the particles change. We have used the optimal L_z for the original system that consists of $N = 128$ squares of radius 0.0021 m with $\mu = 0.50$ and $e = 0.50$. Figure 5 shows snapshots of the different systems simulated with varying degrees of particle fusion.

In Figure 6, we plot the FRFs for the different degrees of fusion shown in Figure 5. The figure shows that for a large number of small square particles (see Figure 5(a)) the response is optimal. This response




Figure 5. Snapshots of granular samples at rest: (a) 128 squares (circumscribed radius $r = 0.0021$ m); (b) 32 squares resulting from welding sets of four squares from panel (a); (c) six squares (from welding sets of 16 squares from (a)) mixed with eight squares (from welding sets of four squares from (a)); (d) one square (welding 64 squares from (a)) mixed with four particles (welding sets of 16 square from (a)); (e) two particles made out of 64 squares from (a) each.

coincides with the universal FRF also observed for hexagons in the previous section.

As the fusion of the grains progresses, the attenuation of the vibration degrades. In particular, a resonance peak starts to develop for frequencies below the natural frequency of the primary system (compare with the FRF of the system with an empty enclosure in Figure 6). It is clear that the reduction of the total number of particles in the cavity compromises the ability of the PD to dissipate the kinetic energy. Therefore, appropriate maintenance tasks should be scheduled if working under conditions that may favor particle welding.

It is worth mentioning here that our observations indicate that whenever the granular layer in the PD exceeds four or five layers of grains, effective inelastic collapse is achieved. This is consistent with previous

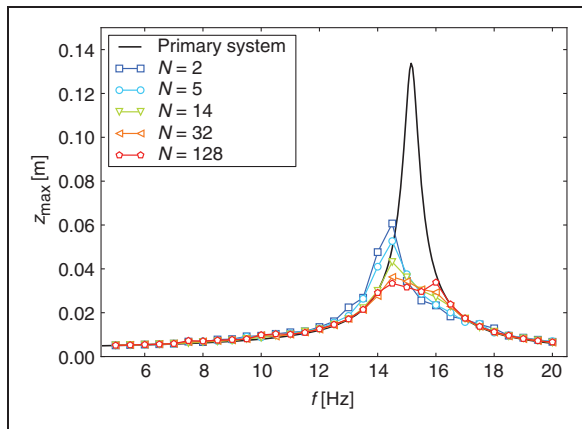


Figure 6. Frequency response function for the system with the various distributions of sizes of square particles shown in Figure 5. The total mass of the grains $m_p = 0.227$ kg remains constant. Each curve corresponds to a different level of fusion (see legend). The full black line corresponds to the response of the system without the particle damper.

studies on the vibration of granular material (Chung et al., 2011) and PDs (Marhadi and Kinra, 2005; Sánchez et al., 2012). Therefore, the deterioration of the attenuation due to fusion only occurs when the number of granular layers decays below this threshold.

3.3. Effect of material properties and shape for nonoptimal PDs

From Section 3.1, we conclude that the shape of the particles in the enclosure of a PD is not significant for the response of the system if the optimum L_z is chosen. In this section, we consider different grain shapes and coefficients of restitution to evaluate to what extent the shape of the particles and material properties can influence the behavior of the PD if inelastic collapse is not achieved. In order to show the difference in behavior when inelastic collapse happens and when it does not, the number N of particles was changed. The material density of the particles was adjusted when N was changed so as to keep the total mass of the particles constant. Properties of the grains for these simulations are shown in Table 3.

Figure 7(a) shows the FRF for PDs with only two particles (where inelastic collapse is not likely) when different grain shapes and restitution coefficients are used. These results show, again, that the response of the PD is no longer universal if few particles are used. The FRF depends on the restitution coefficient, with a clear improvement in damping for smaller restitutions, as should be expected. However, the different shapes of the grains in the cavity has very little impact on the FRF. Triangles, squares and hexagons yield similar results. The subtle differences between FRFs for different particle shapes can be attributed to the small differences in the height of the granular bed at rest due to the different arrangements each grain shape can take.

When the number of layers of grains in the PD is somewhat larger, $N=64$, the response of the PD becomes independent of the coefficient of restitution

Table 3. Material properties of the particles for the simulations in Section 3.3.

Big squares $N = 2$		Small squares $N = 64$	
Circumscribed radius r	0.017 m	Circumscribed radius r	0.0029 m
Density (2D) ρ	197.08 kgm ⁻²	Density (2D) ρ	201.10 kgm ⁻²
Big triangles $N = 2$		Small triangles $N = 64$	
Circumscribed radius r	0.019 m	Circumscribed radius r	0.0034 m
Density (2D) ρ	240.74 kgm ⁻²	Density (2D) ρ	227.57 kgm ⁻²
Big hexagons $N = 2$		Small hexagons $N = 64$	
Circumscribed radius r	0.012 m	Circumscribed radius r	0.0024 m
Density (2D) ρ	303.43 kgm ⁻²	Density (2D) ρ	237.05 kgm ⁻²

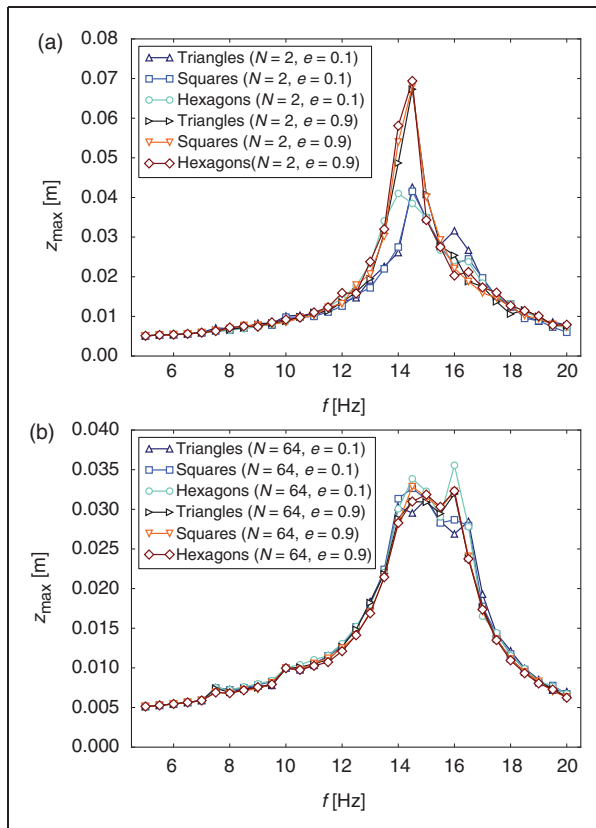


Figure 7. Frequency response function for different particle shapes and restitution coefficients e : (a) results for two-particle systems containing triangles, squares or hexagons at two values of e ; (b) same as (a) for 64-particle systems.

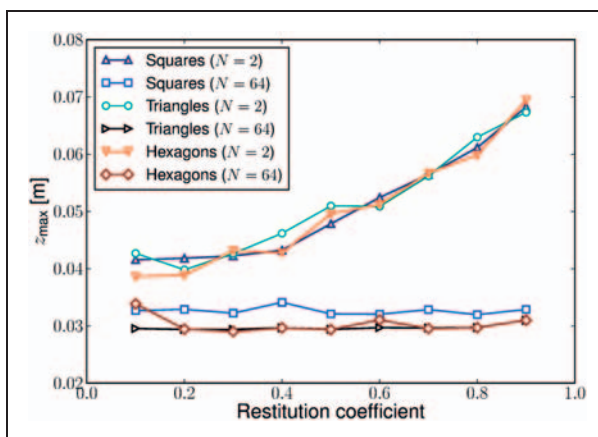


Figure 8. Amplitude of vibration z_{\max} at $f = 14.5$ Hz as a function of restitution coefficients for different numbers of particles and particle shapes (see legend).

(see Figure 7(b)). This is in agreement with previous studies using spherical particles (Sánchez et al., 2012). The emergence of inelastic collapse makes the system follow the universal FRF.

In Figure 8, we show in more detail the maximum amplitude of vibration of the primary system at the resonance frequency ($f = 14.5$ Hz) as a function of the coefficient of restitution for grains of different shapes. Once again, the response is independent of particle shape (whether an inelastic collapse exists or not). If a large number of particles is used, the inelastic collapse also leads to a constant response as a function of restitution. However, if only a few particles are inserted in the enclosure, the attenuation is more effective as restitution is decreased.

4. Conclusions

We have considered the effect of fragmentation and fusion of particles in a PD on the vibration attenuation. The results of our simulations indicate that, if a sufficiently large number of particles is used (typically over six layers of grains), fragmentation of particles is unable to alter the response of the PD. In contrast, fusion will reduce the effective number of grains, preventing inelastic collapse, which may eventually deteriorate the damping ability of the PD. From a practical perspective, this implies that working under conditions where fragmentation is likely does not require maintenance of the PD (such as replacement of particles). However, if fusion is possible, regular maintenance inspections should be carried out. Notice however that fragmentation may eventually convert the granular sample into a fine powder. In such extreme cases a more careful study is necessary since the aerodynamic interaction of the powder particles with the air in the cavity may significantly affect the response of the PD.

The results we have presented for PDs containing grains of different shapes indicate that the geometry of the particles has no impact on damping performance. Even if few particles are used (so inelastic collapse is not at play and the FRF deviates from the universal response) a change in the particle shape does not significantly affect the response of the PD.

In summary, the use of a large number of particles in a PD ensures that a universal FRF will be obtained if the optimal enclosure height is used. This universality not only implies that the material properties of the grains are irrelevant (Sánchez et al., 2012), but also the shape of the grains, and in particular their fragmentation, is unimportant. However, if few particles are inserted in the PD, the response will be sensitive to the material properties, but will remain insensitive to the particle shape.

Acknowledgments

Luis A Pugnali and C Manuel Carlevaro acknowledge support from CONICET (Argentina).

Funding

This research received no specific grant from any funding agency in the public, commercial, or not-for-profit sectors.

References

- Araki Y, Yokomichi I and Inoue J (1985) Impact dampers with granular materials. *Bulletin of JSME* 28: 1466–1472.
- Bai XM, Keer LM, Wang QJ, et al. (2009) Investigation of particle damping mechanism via particle dynamics simulations. *Granular Matter* 11: 417–429.
- Brilliantov NV, Spahn F, Hertzsch JM, et al. (1996) Model for collisions in granular gases. *Physical Review E* 53(5): 5382–5392.
- Carlevaro CM and Pugnali LA (2011) Steady state of tapped granular polygons. *Journal of Statistical Mechanics: Theory and Experiment* P01007.
- Catto E (2005) Iterative dynamics with temporal coherence. In: *Game developer conference*, pp. 1–24.
- Catto E (2012) Box2D Physics Engine. Available at: <http://www.box2d.org>. Last accessed 30 November 2012.
- Chen T, Mao K, Huang X, et al. (2001) Dissipation mechanisms of non-obstructive particle damping using discrete element method. *Smart structures and materials: Damping and isolation*. Newport Beach, CA, pp. 294–301.
- Chung FF, Liaw SS and Chang WC (2011) Collective motion of inelastic particles between two oscillating walls. *Granular Matter* 13: 787–794.
- Cundall PA and Strack ODL (1979) A discrete numerical model for granular assemblies. *Geotechnique* 29: 47–65.
- Duncan MR, Wassgren CR and Krousgrill CM (2005) The damping performance of a single particle impact damper. *Journal of Sound and Vibration* 286(1–2): 123–144.
- Ehrgott R, Panossian HV and Davis G (2009) Modeling techniques for evaluating the effectiveness of particle damping in turbomachinery. In: *50th AIAA/ASME/ASCE/AHS/ASC structures, structural dynamics and material conference*, Palm Springs, CA.
- Fang X and Tang J (2006) Granular damping in forced vibration: Qualitative and quantitative analyses. *Journal of Vibration and Acoustic* 128: 489–500.
- Friend RD and Kinra VK (2000) Particle impact damping. *Journal of Sound and Vibration* 233(1): 93–118.
- Grubin C (1956) On the theory of the acceleration damper. *Transactions of the ASME: Journal of Applied Mechanics* 23(3): 373–378.
- Heckel M, Sack A, Kollmer JE, et al. (2012) Granular dampers for the reduction of vibrations of an oscillatory saw. *Physica A: Statistical Mechanics and its Applications* 391(19): 4442–4447.
- Liu W, Tomlinson GR and Rongong JA (2005) The dynamic characterisation of disk geometry particle dampers. *Journal of Sound and Vibration* 280: 849–861.
- Lu Z, Lu X and Masri SF (2010) Studies of the performance of particle dampers under dynamic loads. *Journal of Sound and Vibration* 319: 5415–5433.
- Luding S and McNamara S (1998) How to handle the inelastic collapse of a dissipative hard-sphere gas with the TC model. *Granular Matter* 1(3): 113–128.
- McNamara S and Young WR (1992) Inelastic collapse and clumping in a one-dimensional granular medium. *Physics of Fluids* 4(3): 496–504.
- Marhadi KS and Kinra VK (2005) Particle impact damping: Effect of mass ratio, material, and shape. *Journal of Sound and Vibration* 283: 433–448.
- Masri SF (1970) General motion of impact dampers. *Journal Acoustical Society of America* 47(1B): 229–237.
- Panossian HV (1992) Structural damping enhancement via non-obstructive particle damping technique. *Journal of Vibration and Acoustics* 114: 101–105.
- Panossian HV (2002) Non-obstructive particle damping experience and capabilities. In: *Proceedings of the SPIE 4753*, pp. 936–941.
- Papalou A and Masri SF (1998) An experimental investigation of particle dampers under harmonic excitation. *Journal of Vibration and Control* 4: 361–379.
- Pöschel T and Schwager T (2004) *Computational Granular Dynamics: Models and Algorithms*. Springer: Berlin.
- Ramachandran S and Lesieutre G (2008) Dynamics and performance of a harmonically excited vertical impact damper. *Journal of Vibration and Acoustics* 130(2): 021008.
- Saeki M (2002) Impact damping with granular materials in a horizontally vibrating system. *Journal of Sound and Vibration* 251(1): 153–161.
- Sánchez M and Carlevaro CM (2012) Nonlinear dynamic analysis of an optimal particle damper. *Journal of Sound and Vibration* 332(8): 2070–2080.
- Sánchez M and Pugnali LA (2010) Modelling of a granular damper. *Mecánica Computacional* 29: 1849–1859.
- Sánchez M and Pugnali LA (2011) Effective mass overshoot in single degree of freedom mechanical systems with a particle damper. *Journal of Sound and Vibration* 330(24): 5812–5819.
- Sánchez M, Rosenthal G and Pugnali LA (2012) Universal response of optimal granular damping devices. *Journal of Sound and Vibration* 331: 4389–4394.
- Schäfer J, Dippel S and Wolf DE (1996) Force schemes in simulations of granular materials. *Journal de Physique I* 6: 5–20.
- Velichkovich AS and Velichkovich SV (2001) Vibration-impact damper for controlling the dynamic drillstring conditions. *Chemical and Petroleum Engineering* 37(3–4): 213–215.
- Xia Z, Liu X and Shan Y (2011) Application of particle damping for vibration attenuation in brake drum. *International Journal of Vehicle Noise and Vibration* 7(2): 178–194.