

Classifying Software Requirement Prioritization Approaches¹

Nadina Martínez Carod and Alejandra Cechich
Departamento de Ciencias de la Computación
Universidad Nacional del Comahue, Neuquén, Argentina
{namartin,acechich}@uncoma.edu.ar

Abstract

Defining software requirements is a complex and difficult process, which often leads to costly project failures. Requirements emerge from a collaborative and interactive negotiation process that involves heterogeneous stakeholders (people involved in an elicitation process such as users, analysts, developers, and customers). Practical experience shows that prioritizing requirements is not as straightforward task as the literature suggests. A process for prioritizing requirements must not only be simple and fast, but it must obtain trustworthy results. The objective of this paper is to provide a classification framework to characterize prioritization proposals. We highlight differences among eleven selected approaches by emphasizing their most important features.

Keywords: Software Requirements Prioritization ♦ Requirements Engineering ♦ Cognitive Informatics

1. Introduction

Requirements engineering takes care of activities which attempt to understand the exact needs of the users in a software system and to translate such needs into precise and unambiguous statements, which will be subsequently used in the development of the systems. In most cases, defects of the software are originated in the requirements phase. Once defects are embedded in the requirements, they tend to resist removal. According to Young [12], 85% of the defects of developed software is originated in the requirements. The common and more important types of requirement errors are incorrect assumptions (49%), omitted requirements (29%) and inconsistent requirements (13%).

As part of Requirements Engineering, “Elicitation” is the phase where an analyst collects information from the stakeholders, clarifies the problems and the needs of the customers and users, tries to find the best solutions, and makes its planning on what software system will be developed. Elicitation is the process of acquiring all relevant knowledge needed to produce a requirement model of a problem domain. In elicitation, to get well-defined requirements, a consensus among the different stakeholders is needed. There are several elicitation techniques in the literature [1][9][12], however every technique faces the same problem: each stakeholder has different requirements and priorities, which potentially produces conflicting situations. In these cases, stakeholders must negotiate the “right requirements” [24][25] which implies prioritisation of software requirements. Nevertheless, often the strategies implemented to solve conflicts among stakeholders are inadequate; for example, weighting requirements can be problematic because sometimes weights are inconsistent and lead to confusion about which are the most essential customer requirements [16]. More sophisticated methods, such as the AHP, and the Cost-Value [15][26], have received some interest in the application of elicitation procedures, and simpler decision-making techniques [27][28], or visualization techniques [29] have been found out to be appropriate to resolve disagreements promoting a cost-effective use. In any case, clearly defining a way of balancing preferences on requirements is essential to the elicitation process.

¹This work is partially supported by the UNComa project 04E/059.

On the other hand, the requirements elicitation techniques have widely used a family of goal-oriented requirements analysis (GORA) methods [17][18][19][20][21] as approaches to refine and decompose the needs of customers into more concrete goals that should be achieved. Particularly, a proposal called AGORA [4] extends a version of a Goal-Oriented Requirements Analysis Method by considering detecting and resolving conflicts on goals; the work in [30] considers greater priority when there exists a dependency between requirements, and these interdependencies can be identified before they are negotiated. More recently, the Goals-Skills-Preferences Framework [11] is used to generate a customizable software design; or techniques from Cognitive Informatics try to find solutions to communication problems during all stages of software engineering [7][8][10].

Some comparisons of elicitation methods have clarified common features. Firstly, the comparative study by Thomas and Oliveros [5] is centralized in properties and limitations of five of the most significant methods for eliciting requirements in goal-oriented requirements engineering. This comparison is organized from the viewpoint of goal acquisition with especial emphasis in goal elicitation. Secondly, based on an evaluation framework and influenced by an industrial application, Karlsson [26], characterizes six different methods for prioritizing software requirements. The objective of Karlsson's evaluation is outlining the methods' behaviour for a particular experience, thus the results obtained are not supposed to be generalized by any environment for any application. This evaluation framework is based on inherent characteristics, objective measures and subjective measures.

In this paper, we focus on design and cognitive aspects as main features to characterize different approaches to prioritise requirements, aiming at identifying possible improvements to the processes. The paper is organized as follows. Section 2 briefly introduces our conceptual framework. Then, Section 3 describes some approaches in terms of our framework's features, and provides some discussion. Finally, conclusions are addressed.

2. A Classification and Comparison Framework

Our classification framework, depicted in Figure 1, is structured into two building blocks – *design features* and *cognitive features*.

The *design category* is composed of four elements which consider different specifications: *Process*, *Stakeholders*, *Implementation* and *Requirements*. The specific features of each prioritization requirement method are categorized by the *Process* element. It considers answering some questions, such as: Does the process detect inconsistency?, Is the process referred to as a systematic or a rigorous process? How we address the problem of dealing with different priorities? Conceptually, is it based in goal decomposition? Does it use a priority or an importance order?

The framework also characterizes how prioritizing methods consider *stakeholders*. There are two parameters to be analyzed: the former refers to the kind of information the method provides with respect to stakeholders. Does the method analyze which stakeholder prioritized a goal, and which priority degree was assigned? The second parameter considers stakeholders geographically distributed. The *implementation category* depends on the method's scalability and dynamism, i.e. usability. It is influenced by how many and which calculus the method uses, and by the performance of the method with a huge number of requirements. It is considerably important whether the method is supported by tools, as well as a reference to spread projects it was applied. The framework considers information that can demonstrate the method's success in pilot studies.

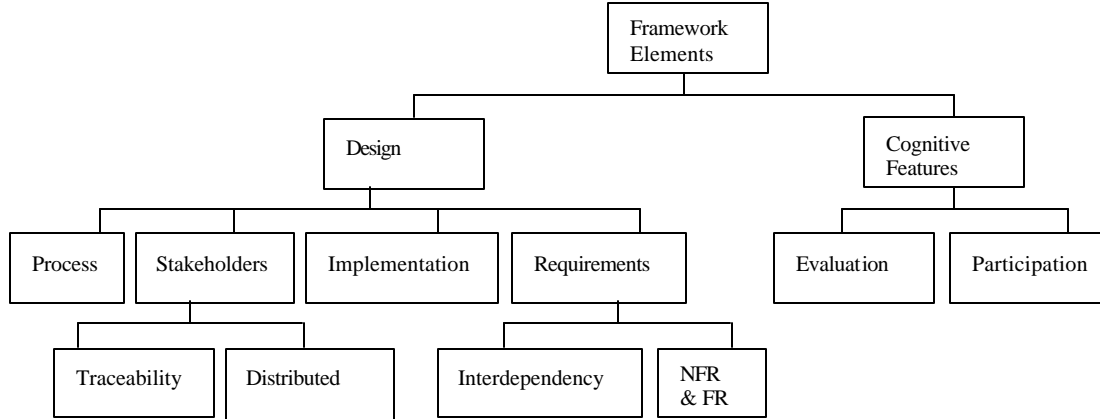


Figure 1. A conceptual framework for comparison (compound features)

The *Requirements* element analyzes functional and non functional requirements as well as interactions among requirements – *interdependency* represents requirements interaction. Some methods calculate cost and benefit figures for individual requirements, but if there are significant interactions among requirements the situation becomes more complex. As an example, if two requirements in a method can be achieved by sharing the same solutions to sub-problems, then the cost of attaining both of them may be significantly less than the sum of their individual costs. Therefore, the main key is whether the method can handle requirements' interdependencies. FR & NFR analyses study if the methods are well suited for functional and non functional requirements.

The *cognitive aspects* cover the evaluation of cognitive features as participation and negotiation among stakeholders during the whole process. *Evaluation* studies what personal characteristics serve to establish priorities. *Participation* includes defining how priorities were assigned (subjective or objective) from personal experiences and interviews to ensure the success of the developed method.

To compare those features, we have applied a systematic method to validate and evaluate several proposals: the DESMET method [22]. Particularly, its feature analysis allows the framework to be expressed in terms of a set of common attributes, characteristics or features. To judge the relative order of merit of a specific feature, it is classified in a common judgement scale: *Mandatory (M)*, *Highly Desirable (HD)*, *Desirable (D)* and *Nice to have (N)*. Then the involved methods have to be judged according to the level of support of a particular feature.

There are two types of features: (1) simple features, that are either present or absent, and are assessed by a simple YES/No nominal scale; and (2) compound features, where the degree of support offered by the method must be measured on an ordinal scale.

A different score must be assigned to simple and compound features. The following generic judgment scale is used to assess a method for a particular compound feature: (0) No support – the feature is not supported; (3) Moderate support – the feature is supported in some specific cases; and (5) Strong support – the feature is supported in all cases.

An analysis based on accumulating the absolute scores must assess the relative importance of features. This analysis uses the importance assessment as a weighting factor. Although there is no defined rationale for determining appropriate weights, we use the following ones: Mandatory features (10), Highly desirable (6), Desirable (3), and Nice to have (1). Once each method has been scored for each feature of the framework by using a common scale, the results for the methods have to be compared to decide their relative order of merit.

3. Characterizing Requirement Prioritization Approaches

In this section we classify some relevant approaches on requirements prioritisation presented in the literature. For brevity reasons, following we only introduce the main intent and references to the approaches. Then, we proceed characterizing them through our framework's elements.

- *AGORA* is an extended version of the Goal-Oriented Requirements Analysis Method [4], which uses a goal graph where attribute values (contribution values and preference matrices) are added. Each stakeholder does not only attach the preference value on his own, but also estimates the preference values of other stakeholders. As a result, these preferences are represented in the form of a matrix. The stakeholders attach the value subjectively.
- The *Analytical Hierarchy Process* (AHP) Model was designed by TL Saaty as a decision making aid [15]. It involves building a hierarchy (ranking) of decision elements (candidate requirements) and then making comparisons between each possible pair in a matrix. This weights each element within a cluster (or level of the hierarchy) and a consistency ratio (useful for checking the consistency of the data). The Analytic Hierarchy Process compares alternatives in a stepwise fashion and measures their contribution to the main objective of the process [14].
- The *Cost-Value Approach*, designed by Karlsson and Ryan prioritizes requirements according to their relative value and cost [26]. In this approach, *Value* is interpreted in relation to a candidate requirement's potential contribution to customer satisfaction with the resulting system. *Cost* is the cost of successfully implementing the candidate requirement. To investigate candidate requirements, it uses AHP to calculate each candidate requirement's relative value and implementation cost, and plots these on a cost-value diagram. The stakeholders use the cost-value diagram as a conceptual map for analyzing and discussing the candidate requirements. Based on this discussion, software managers prioritize the requirements.
- The *Win-Win* approach [24] is a negotiation process, which enable stakeholders to work out a mutually satisfactory set of shared commitments [6]. In this methodology stakeholders express their goals as win conditions and if everyone concurs, the win conditions become agreements. When stakeholders do not concur, they identify their conflicting win conditions and register their conflicts as issues. The stakeholders are in a Win-Win equilibrium condition when the agreements cover all of the win conditions and there are no outstanding issues.
- *Quantitative Win-Win* [25] is a quantitative evaluation of alternatives of the Win-Win approach to support decision-making [13] that uses an iterative approach. The added value of this approach is its ability to offer quantitative analysis as a backbone for actual decisions. The method consist of three components: firstly it uses the Analytical Hierarchy Process for a stepwise determination of the stakeholders' preferences in quantitative terms. Secondly these results are combined with methods for early effort estimation. Thirdly, it reflects the increasing knowledge about the requirements at each iteration cycle.
- The *Requirements Interdependencies* technique (RI) uses a conjoint analysis as a tool to determine stakeholder' preferences on an individual item, and can be used to detect conflicts among stakeholders [30]. It considers the software project as a product with attributes (functional and non-functional) that define the class of a product. The technique studies the dependencies and correlations between the attributes.

- The *Quality Function Deployment* method (QFD) is typically applied to small subsystems [27]. A customer's desire is the quality demanded by the customer. A quality characteristic is a measurable attribute by which one can measure whether a customer is getting the demanded quality. Quality characteristics are defined through brainstorming to generate an affinity diagram.
- The *Multi-Criteria Preference Analysis Requirements Negotiation* (MPARN) is a systematic model to guide stakeholders from options to agreements using multi-criteria preference analysis techniques [28]. It cooperates with the artifacts of the win-win analysis. Each stakeholder assesses each option's performance on each criterion. Many methods can be used as direct subjective evaluation, the SMART method [23], the ratio pair-wise comparison method or a geometric progression method. At last it realizes a post-analysis for agreements.
- The *Visualization* technique uses visualization tools to requirement conflict identification and resolves problems with exploration of potential solution approaches [29]. The technique represents stakeholder perceptions, measures consensus among the perception, and visualizes the perceptions (support collaborative prioritization of requirements among a group of stakeholders using visualization aids). It proposes Clustering Analysis as a technique to identify stakeholder subgroups having different opinions.
- The *Goals-Skills-Preference* framework presented in [11] is used to generate a customizable software design. In the analysis phase, the framework takes requirements as input and generates a set of ranked alternatives for the design phase. An alternative is defined as a set of tasks that together fulfill a set of target goals. In the design phase each alternative correspond to a group of software components forming a particular architecture. Developers select a set of classes according to the user's profile. The software configuration process can be performed by the user at run time.
- The *Psychotherapy for System Requirements* approach consists of a series of items that can be used to assist the analysts and quality assurance of customer requirements [1][2]. This methodology is transferred from the discipline of psychotherapy to the field of requirements engineering. It can be practiced in oral and written requirements. Although this set of rules reduces the risk of getting not well-defined requirements, it only helps the analyst in the elicitation process. It is implemented using natural language in informal notation, and is not considered as an acquisition technique since it is not supported by any specification language, or any automated tool.

3.1 Applying the Framework

The "simple features" we considered to analyze processes are: (1) *Consistency* – specifies whether the process detect inconsistencies; (2) *Rigorous* – the process (method) is systematic or rigorous; (3) *Goal decomposition* – the process is based on goal decomposition; (4) *Priority* – prioritization of goals and precedence are considered; (5) *Requirements Interdependence* – the process identifies dependences among requirements; and (6) *Objective* – how the priorities are assigned (subjectively or objectively).

From Table 1, we can observe that there is no complete and simple prioritizing approach, since only some of them provide specific tools to solve conflicts. For example, some approaches as Goals-Skill-Preferences (GSP) and AGORA are based on goals; others such as Win-Win, Quantitative Win-Win and Visualization Issue technique are based on a negotiation process. We can

see both win conditions and candidate requirements as initial goals. Considering this aspect, only GSP and AGORA approaches show decomposition from needs of the customers into sub-goals. Although both AHP and Quantitative Win-Win are reliable, they require a large number of mathematical calculations to prioritize few requirements. Only Psychotherapy from System Requirements takes cognitive aspects into account allowing people specify what they really mean, but it is not a formal or systematic method. Generally, the approaches use cognitive aspects only during the negotiation phase, where the analyst must reach commitment.

Among others, cognitive aspects are one of the compound elements of our framework (Figure 1). Firstly, let us characterize the proposals according to these more detailed features as shown in Table 2. Secondly, we judge the degree of support of the compound features on an ordinal scale (0: no support; 3: moderate support and 5: strong support) with the following meanings,

- *Traceability*: “0” indicates that it is not possible to determine which stakeholder (or what group of stakeholders) prioritized each aspect; “3” indicates that it is possible to determine who prioritized some requirements, but the reason cannot be determined; and “5” is used to score the methods that keep the reason why each participant prioritized requirements.
- *Distributed stakeholders*: “0” indicates that the methods do not support collaborative environment; “3” indicates the methods are supported by distributed groups (Visualization Issue and QFD); and “5” indicates the method can operate with stakeholders in a collaborative environment (Win-Win, and Requirements Interdependence).
- *Computational tools*: “0” indicates methods with no computational support (Psych. P.R.); “3” indicates both – only some processes of the method are supported by computational tools or the computational tools are partially implemented; and “5” indicates the method is completely supported by computational tools.
- *Experience*: “0” means the method has not been empirically validated; “3” indicates small experiences/ projects with real requirements; and “5” indicates the method has been used in spread projects,
- *Cognitive aspects*: “0” means the method does not consider cognitive characteristics in any aspect; “3” indicates methods which consider cognitive aspects but they do not use them in order to average weights (GSP); and “5” indicates methods where the weights of stakeholders’ perceptions can be adjusted based on stakeholder profiles (QFD).
- *Human experience*: “0” is assigned to the methods that require much experience and a great number of interviews (or too long processes); “3” is assigned to processes that although do not require much experience, they require a great number of interviews; and “5” is for processes that do not require previous experience nor several interviews (only Psych. P.R.)
- *Non functional requirements*: “0” is for the methods that cannot be used for nonfunctional requirements (AGORA, Visualization Issues, and GSP); “3” is for methods that can use non functional requirements; and “5” is assigned to methods thought for both types of requirements, (FR and NFR).

From descriptions in Tables 1 and 2, we can realize that at least three characteristics considered fundamental (traceability, distributed stakeholders and cognitive aspects) are not supported (or are little supported) by the prioritization methods.

Now, when analyzing each method with respect to its common features, we score the relative importance as mandatory features (10), highly desirable (6), desirable (3), nice to have (1). Then, each feature is assessed by its score and its specific weight depending of its importance.

	Consistency (HD)	Rigorous/Systematic (HD)	Goal decomposition (D)	Priority (M)	Requirements Dependence (D)	Objective (D)
AGORA	By attaching attribute values as preference matrices.	Rigorous process	It uses the AND-decomposition and OR-decomposition	Priorities are based on conflicting goals	Only in goal decomposition	Attribute values are attached subjectively. But techniques as AHP can be used to obtain more objective values
AHP	By redundancy of pair-wise comparison	Systematic and rigorous method	No	Compares requirements in three hierarchy level	No	Objective because it represents each term respect to other term.
Cost-Value	By redundancy of pair-wise comparison	Systematic and rigorous method	No	Idem as AHP	No	Idem as AHP
Win-Win	By analyzing the priorities with Conflict Consultant tool.	Not rigorous or systematic	No	Detects priorities between the requirements	No	Objective because it must have a consensus between the stakeholders
Quantitative Win-Win	Between pairs of requirements (AHP process), eliminating some of them and checking the resulting set.	Systematic process	No	Detects priorities between the requirements	No	It is more objective than Win-Win because it adds a quantitative analysis
Requirements Interdependence	Although it detects inconsistencies, it does not have an explicit methodology to correct them.	Not rigorous or systematic	No	Requirement precedence can be given	he process is based in requirements interdependence	It is subjective
QFD	It does not detect inconsistencies.	Not rigorous	No	Precedence can be given because it is based on assigning a numeric value to each requirement	No	Priorities are given subjectively
Visualization Issue	It does not detect inconsistencies.	Not systematic or rigorous	No	It considers a precedence that can be shared by one or several requirements	No	Priorities are given subjectively
GSP	It does not detect inconsistencies.	Not systematic or rigorous	Each goal is a node in a goal graph, and is decomposed in OR/AND relationships into subgoals	It considers a precedence when evaluating the alternatives	No	It is subjective. The first part of the process (identification of objectives) can be made using any technique of elicitation
Psych. SR	Although it detects divergence between the stakeholders, it does not detect inconsistencies.	Not rigorous or systematic	No	No	No	It is subjective

Table 1. Characterization in terms of simple features

	Traceability (M)	Distributed Stakeholders (HD)	Tools (D)	Experience (D)	Cognitive aspects (HD)	Human experience (N)	NFR (D)
AGORA	It allows to maintain information of objectives prioritized by each stakeholder, using the preference matrix, but not why	No	It is still not supported by computational tools	It has not been used in spread projects. The example proposed is a user accounting system on the Web	None	Although it requires little experience, also requires many interviews	It considers only functional requirements
AHP	The process involves almost all the stakeholders, so it does not maintain information of whom considered each priority or why.	No	An extensive bibliography of reference and several computational tools has been generated	It is applied by main companies and world-wide institutions	None	Although it does not need much experience, it needs several interviews to coordinate the relative values between the stakeholders	Although it is usually used for functional requirements, it could also be used for non-functional requirements.
Cost-Value	It does not maintain information of whom considered each priority or why	No	The second phase of the method is supported by a program written in language C	It was used in several industrial projects	None	Interviews are necessary to coordinate the relative values between the stakeholders and to review the results of the cost-value diagrams	It is adapted for both types of requirements
Win-Win	It is possible to know which participants prioritized certain objectives, but not why	Yes, it is designed to be able to be used in collaborative virtual environments	Supported by four generations of tools: 1G Win-Win, 2G Win-Win, 3G Win-Win and Easy Win-Win	It was used in industrial projects, with COTS products.	None	Although many interviews are needed, it does not require too much experience	It is adapted for both types of requirements
Quantitative Win-Win	It is possible to obtain which participants prioritized certain objectives, but not why	No, this method is fed up on the co-participation of the stakeholders to consider new requirements	Some specific tools not widely used such as [31][32]. Boehm also created a prototype for his Win-Win spiral model	It was used in spread projects. It is widely used in industry, independently from the domain	None	Although it does not require too much experience, it requires too many interviews	It can be adapted to both types of requirements
Requirements Interdependence	It does not maintain information of who assigned each priority or why	Yes, since stakeholders choose products independently	Parts of the method are supported by tools, nevertheless it does not exist a general software that support fully this methodology	It was used in spread projects, usually in industry	It considers the political status of the stakeholders	It needs experience to make the process successful	It can be adapted to both types of requirements

Table 2. Characterization in terms of compound features

	Traceability (M)	Distributed Stakeholders (HD)	Tools (D)	Experience (D)	Cognitive aspects (HD)	Human experience (N)	NFR (D)
QFD	It does not maintain any type of information from the stakeholders	The geometric nature of the process allows working better with isolated groups	This technique is partially supported by tools.	It has been applied successfully from 1991 in the industry of health	It considers the political status of the stakeholders	It needs experience to make the process successful.	It can be adapted to both types of requirements
MPARN	Yes, as in the Win-Win method, it is possible to obtain which participants prioritized certain objectives, but not why. Preference analysis can be a useful tool	No	The MPARN offers supports for generation and negotiation planning, for criteria exploration and assessment of scores and criteria	It does not mention any spread project	None	Similar to the Win-Win method. It does not require too much experience	It can be adapted to both types of requirements
Visualization Issue	Although the different priorities assigned from each requirement are known, it is not possible to know who assigns each priority or why	Yes, authors are even working to improve this item	Currently working on the elaboration of supporting tools, inspired by the previous Win-Win Distributed Collaboration Priorities Tool (DCPT)	It has not been used in real-world projects for case studies	None	Although it does not need much experience, it needs several interviews to negotiate priorities	It is thought for functional requirements
GSP	No. As the criteria of all the participants are joined together, it does not register who prioritized each requirement	No	There is no tool yet. It is an on-going project.	It is applied to a case study involving traumatic brain injury patients	Yes, but it does not use it as a weight to mediate. It is one of the most remarkable characteristics	It needs much experience and many interviews to determine, for each user, goals, skills and preferences	It is developed only for functional requirements
Psych. SR	No. As the criteria of all the participants are joined together, it does not register who prioritized each requirement	No.	It does not make calculations of any type. It is not supported by tools	It is used in many small projects, but it is not used in great projects.	It does not consider cognitive characteristics of any of the participants	It does not need much experience, which is obtained in two or three days of training	It can be adapted to both types of requirements

Table 2. Characterization in terms of compound features (Cont.)

Figure 1 shows the comparative representation of the results for the methods, with respect to simple features.

In addition, four levels may be defined for this classification by considering simple features according to their importance. As an example, AGORA would be classified into the first level since it supports *M* and *HD* features; AHP, Cost-Value, and Quantitative Win-Win would be members of this level too, since they support an *M* feature and some *HD* features. The methods Win-Win, Requirements Interdependency, and MPARN would be members of the second level – they do not support any mandatory feature. Finally, GSP, Visual Issue and QFD are members of the third level (they do not support highly desirable features). The fourth level appears for completeness reasons by considering methods that support nice to have features, as in Psych.S.R.

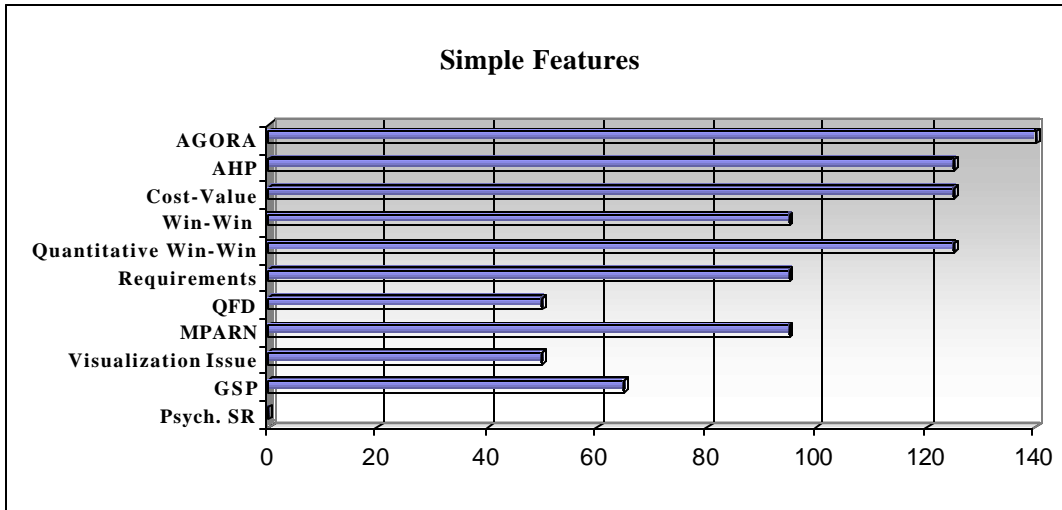


Figure 1. Comparison results of simple features

As simple features, the maximum value that can be assigned to a method in this classification is 155, obtained by weighting scores of each feature ($155 = (6+6+3+10+3+3) * 5$). For example, AGORA's result is calculated as $(6+6+3+10+3)*5 = 140$; or the AHP's result is calculated as $(6+6+10+3)*5 = 125$. This information can be analyzed from two viewpoints – the first one considering the most significant characteristics, and the second according to the sum of their relative weights. Then, the method to be discharged immediately is “Psych. S.R”, because it does not show any of the mentioned characteristics.

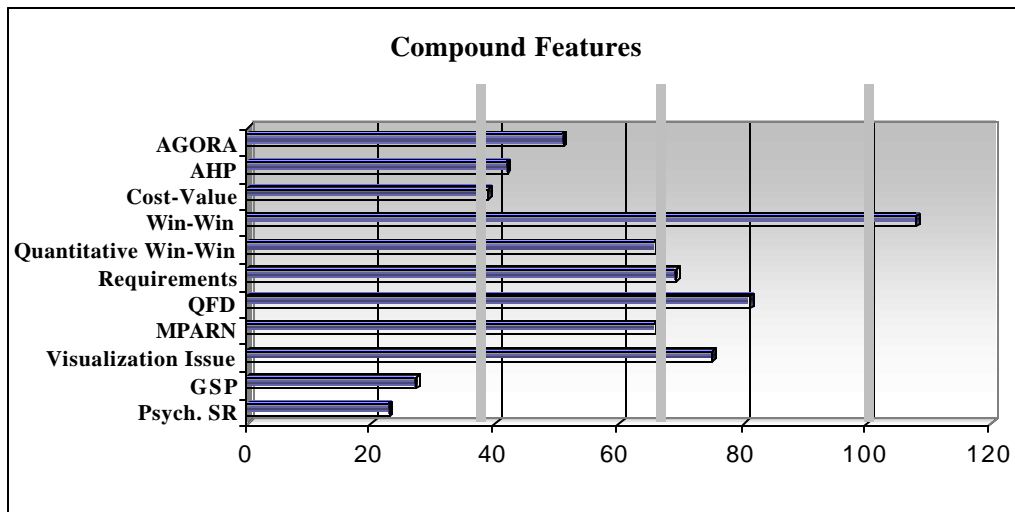


Figure 2. Comparison results of compound features

In the case of compound features, the first analysis is more difficult to make since we analyze aggregated features. Therefore we analyze only the sum of the relative weights. Here, we can differentiate four levels again, and discharge the last level because of excessively low values.

At the higher level we find the Win-Win method; then the following level includes the methods Quantitative Win-Win, Requirements Interdependence, QFD, MPARN, and Visualization Issue. The third level includes AGORA, AHP and Cost-Value; and finally the methods GSP and Psych.SR are members of the last level. By considering the sum of relative weights and by defining ranks for each level, we establish the following ranks: Level 1 (160-100); Level 2 (99-66); Level 3 (65-38),

Level 4 (37-0). The sum of the scores of all methods by combining values from Figure 1 and Figure 2, are shown in Table 3.

Method	Simple Features	Compound Features	Result
Win-Win	95	108	203
AGORA	140	51	191
Quantitative Win-Win	125	66	191
AHP	125	42	167
Cost-Value	125	39	164
Requirements Interdependence	95	69	164
MPARN	95	66	161
QFD	50	81	131
Visualization Issue	50	75	125
GSP	65	27	92
Psych. SR	0	23	23

Table 3. Scores for the analyzed methods

Finally, we proceed normalizing scores to facilitate comparison. Figure 3 shows percentages obtained by all the methods in relation to the maximum possible value (315, which represents 100% in a graphical representation). As we can see, Win-Win, Quantitative Win-Win, and AGORA result with the highest scores.

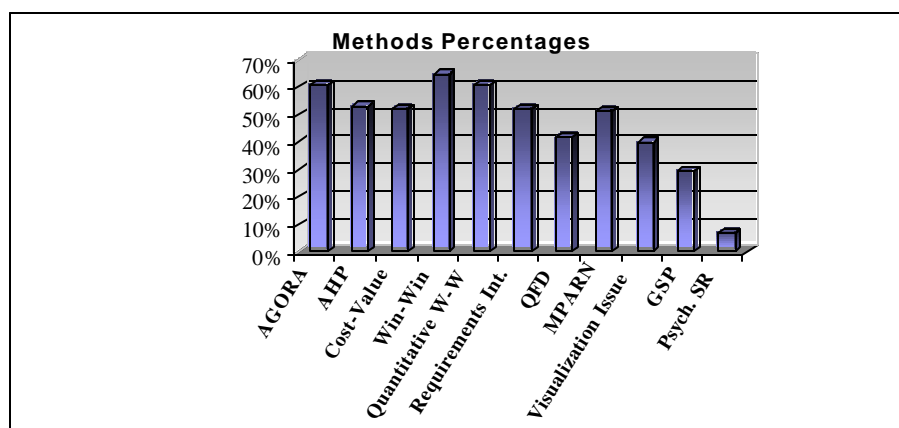


Figure 3. Normalized scores for comparison

4. Conclusion

Requirements prioritization has been pointed out as a relevant research area in requirements engineering, calling for the definition of effective methods and techniques that enable to rank a whole set of requirements, according to relevant criteria, such as business goals or technical features. We present both a classification framework for requirements elicitation processes and an analysis of eleven methods using the conceptual framework. We hope our work helps requirement engineers to identify and rank functionalities, which are useful during elicitation.

As future work, we are improving prioritization by considering stakeholders' profiles using cognitive aspects of stakeholders. We suggest improving communication and reduce misunderstandings based on Cognitive Psychology. This can be done by extending the classification mentioned in [3] to consider behavioral characteristics of the way people think and process information.

References

- [1] Rupp C.. "Requirements and Psychology". IEEE Software May/June 2002, pages 16-18
- [2] Goetz R. and Rupp C. "Psychotherapy for System Requirements". Proceedings of Second IEEE International Conference on Cognitive Informatics (ICCI '03).
- [3] Martínez Carod N. and Cechic A. "Applying Learning Style Models To Prioritize Conflicting Goals". (WICC 2004)- May'04.
- [4] Kaiya H., Horai H., and Saeki M., "AGORA: Attributed Goal-Oriented Requirements Analysis Method", In Proceedings of the IEEE International Conference on Requirements Engineering, 2002, pp. 13-22.
- [5] Thomas P., Oliveros A. "Elicición de Objetivos, un estudio comparativo". IX Congreso Argentino en Ciencias de la Computación, CACIC 2003, La Plata, 6-10 Octubre 2003, (990-1002)..
- [6] Boehm B.W., Grünbacher P., Briggs B. "Developing Groupware for Requirements Negotiation: Lessons Learned". IEEE Software, May/June 2001, pp. 46-55
- [7] Wang Y. "Cognitive Informatics: A New Transdisciplinary Research Field". (2003)
- [8] Wang Y. "On Cognitive Informatics". In Proceedings of the First IEEE International Conference on Cognitive Informatics. (ICCI'02), Calgary, Alberta, Canada, August 2002, pp 34-42
- [9] Leoucopoulos P. and Karakostas V. "System Requirements Engineering", Mc Graw-Hill, 1995
- [10] Martín A., Martínez C., Martínez Carod N., Aranda G., and Cechich A. "Classifying Groupware Tools to Improve Communication in Geographically Distributed Elicitation". IX Congreso Argentino en Ciencias de la Computación, CACIC 2003, La Plata, 6-10 Octubre 2003, (942-953).
- [11] Hui B., Lisakos S., and Mylopoulos J.. "Requirements Analysis for Customizable Software: A Goals-Skills-Preferences Framework". In Proceedings of the 11th IEEE International Requirements Engineering Conference, pages 117–126, 2003
- [12] Young R. "Recommended Requirements Gathering Practices". CrossTalk The Journal of Defense Software Engineering, April 2002. pag 9 -12
- [13] Ruhe G., Eberlein A., Pfahl D. "Quantitative WinWin – A New Method for Decision Support in Requirements Negotiation". SEKE'02, Italy, July 2002. ACM
- [14] Karlsson J. and Ryan K. "A Cost-Value Approach for Prioritizing Requirements", IEEE Software 14 (5), 67 1997
- [15] Saaty T.L., 1990. "The Analytic Hierarchy Process". McGraw-Hill.
- [16] Maiden N. and Ncube C., 1998. "Acquiring COTS Software Selection Requirements". In IEEE Software, Vol. 15(2), pp. 46-56.
- [17] Dardenne A., van Lamsweerde A., and Fickas S, 1993. "Goal-directed Requirements Acquisition". Science of Computer Programming Vol. 20, pp. 3-50.
- [18] GRL homepage, <http://www.cs.toronto.edu/k-m/GRL/>
- [19] I* homepage, <http://www.cs.toronto.edu/km/istar>
- [20] KAOS homepage, <http://www.info.ucl.ac.be/research/projects/AVL/ReqEng.html>
- [21] Antón A. "Goal Based Requirements Analysis" In Proceedings of the 2nd International Conference on Requirements Engineering (ICRE '96) IEEE software April 15 - 18, 1996
- [22] <http://www.sawtooth.com>
- [23] Edwards, W. and Barron, F.H., "SMARTS and SMARTER: Improved Simple Methods for Multiattribute Utility Measurement", Organizational Behavior and Human Decision Processes 60, 1994, pp. 306-325.
- [24] Grünbacher P. "Collaborative Requirements Negotiation with EasyWinWin" 2nd International Workshop on the Requirements Engineering Process, Greenwich, London IEEE Computer Society, 2000. ISBN 0-7695-0680-1. p9.954-690.
- [25] Ruhe G., Eberlein A, and Pfahl D. "Quantitative WinWin - A Quantitative Method for Decision Support in Requirements Negotiation" Fraunhofer IESE, Germany, 2002, ISERN-02-05.
- [26] Karlsson, J. and Ryan, K. "A Cost-Value Approach for Prioritizing Requirements". IEEE Software, Vol. 14(5): p. 67-74, September/October 1997.
- [27] Dean, Edwin. "Quality Function Deployment for Large Systems.", International Engineering Management Conference '92, Eatontown NJ USA , October 25-28, 199.
- [28] In H., Olson D., Rodgers T. "A Requirements Negotiation Model Based on Multi-Criteria Analysis." Fifth IEEE International Symposium on Requirements Engineering (RE '01). August 27 - 31, 2001. Toronto, Canada. P 312.
- [29] In H. and Roy, S., "Visualization Issues for Software Requirements Negotiation", IEEE International Computer Software and Applications Conference (COMPSAC 2001), Chicago, Illinois, USA, pp. 10-15, October 2001.
- [30] Giesen J., Völker A., " Requirements Interdependencies and Stakeholders Preferences", IEEE Joint International Conference on Requirements Engineering (RE'02). September 2002. pp 206-212
- [31] Eberlein. "Requirements Acquisition and Specification for Telecommunication Services", PhD Thesis. University of Wales, Swansea, UK, 1997.
- [32] Reubenstein H.B. and Waters R.C.: "The Requirements Apprentice: Automated Assistance for Requirements Acquisition", IEEE Transactions on Software Engineering., 17(3), March 1991, pp. 226-240