

¿Qué es lo que realmente miden las clasificaciones globales de universidades?

Domingo Docampo

VIII Conferencia BIREDIAL- ISTECC 2018.
Lima, 23 de Octubre de 2018

AtlantTIC

Universida_deVigo



¿Vale la pena tomarse interés en las clasificaciones internacionales?

- ¿De verdad miden algo?
- En su caso, ¿qué miden?
- ¿Tiene interés lo que miden?
- ¿Pueden ser útiles para informar la política científica de las instituciones?
- ¿Cómo combinar la información que aportan los rankings con otros datos bibliométricos institucionales?

Global Rankings

- **ARWU** (China)
- **THE** (UK)
- **US News** (USA)
- **NTU** (Taiwan)
- **CWUR** (United Arab Emirates)
- **URAP** (Turkey)
- **RUR** (Russia)

- **LEIDEN** (Holanda)
- **SIR** (Espanña)

Ranking Taxonomy

RANKING INDICATORS	RANKING WEIGHTS (%)						
	THE	URA	CWU	NTU	USN	ARW	RUR
Teaching Performance	15		25				32
Teaching Reputation	15						8
Research Performance	12	49	10	50	25	45	32
Research Reputation	18				25		8
International awards			50			33	
Citations	30	36	10	50	40	22	
International outlook	7.5	15			10		10
Knowledge transfer	2.5		5				

Underlying structure

- Size-dependent (total research throughput)
- Size-independent? (Avg Norm Citation Impact)
- **In-between (Institutional H-Index)**

R ²	hindex	MNCS
pub	0.64	0.08
hindex		0.49

R ²	urap	cwur	ntu*	rur	arwu	usn	the
pub	0.84	0.38	0.78	0.32	0.59	0.44	0.39
hindex	0.87	0.61	0.92	0.56	0.82	0.73	0.71
MNCS	0.26	0.31	0.36	0.40	0.42	0.52	0.62

Fiducial PCA based upon the H-index

Results for the seven scales

Sampling adq

KMO 0.87

Reliability Statistics

Cronbach's Alpha 0.95

seven scales and H-index

Sampling adq

KMO 0.90

Reliability Statistics

Cronbach's Alpha 0.96

SEVEN INDICATORS

	Tot Var Explained(%)		Cumulative
1	5.79	82.7	82.7
2	0.53	7.6	90.4
3	0.30	4.3	94.7
4	0.18	2.5	97.2

Extraction Method: PCA

SEVEN IND and H

	Tot Var Expl		Cum
1	6.71	83.8	83.8
2	0.54	6.7	90.6
3	0.33	4.2	94.7
4	0.18	2.2	96.9

Ext Meth: PCA

Fiducial PCA: H-index and two (size-dependent and size-independent?) Leiden indicators

Sampling adq

KMO	0.88
-----	------

Reliability Statistics

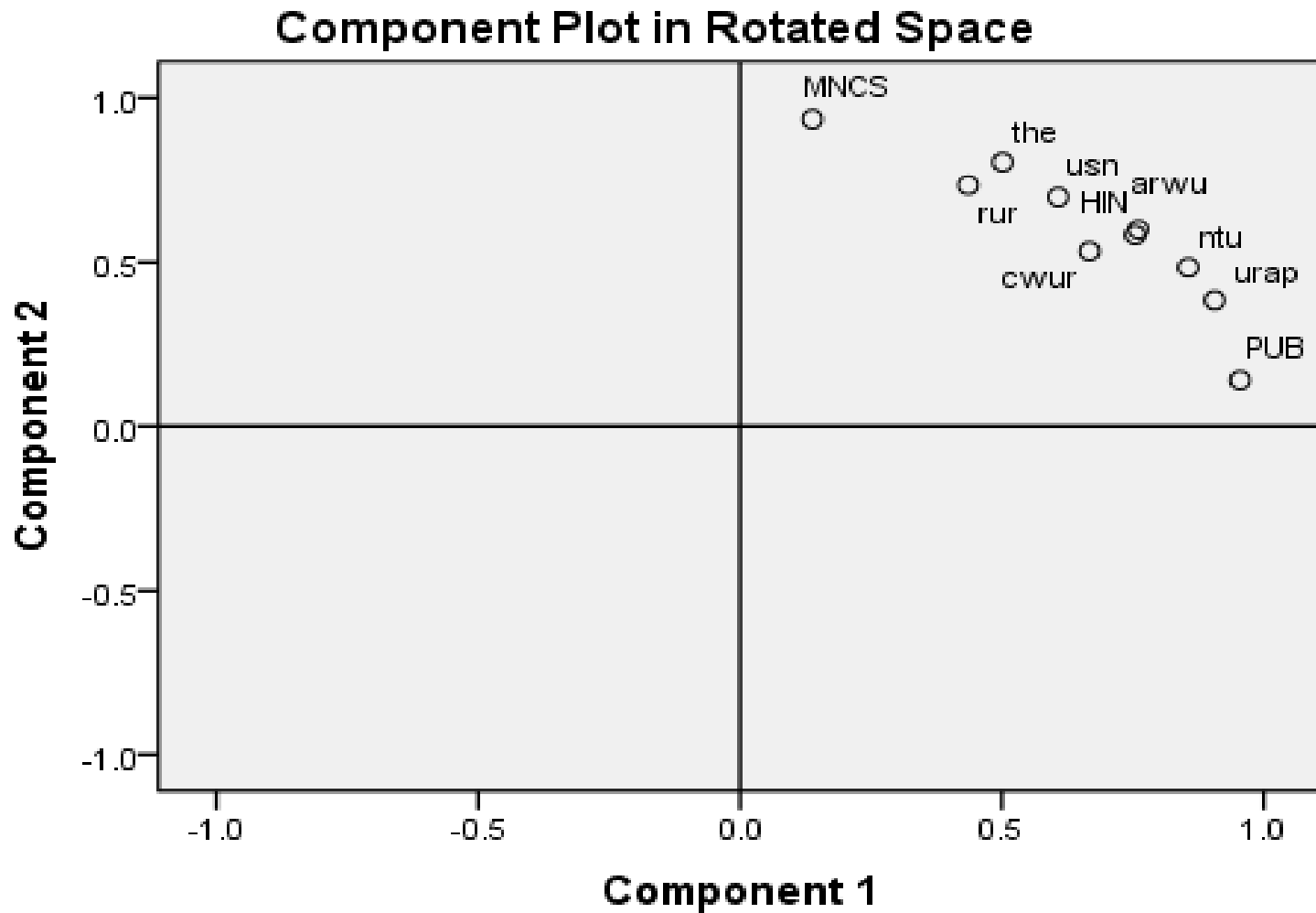
Cronbach's Alpha	0.96
------------------	------

SEVEN -H - LEIDEN

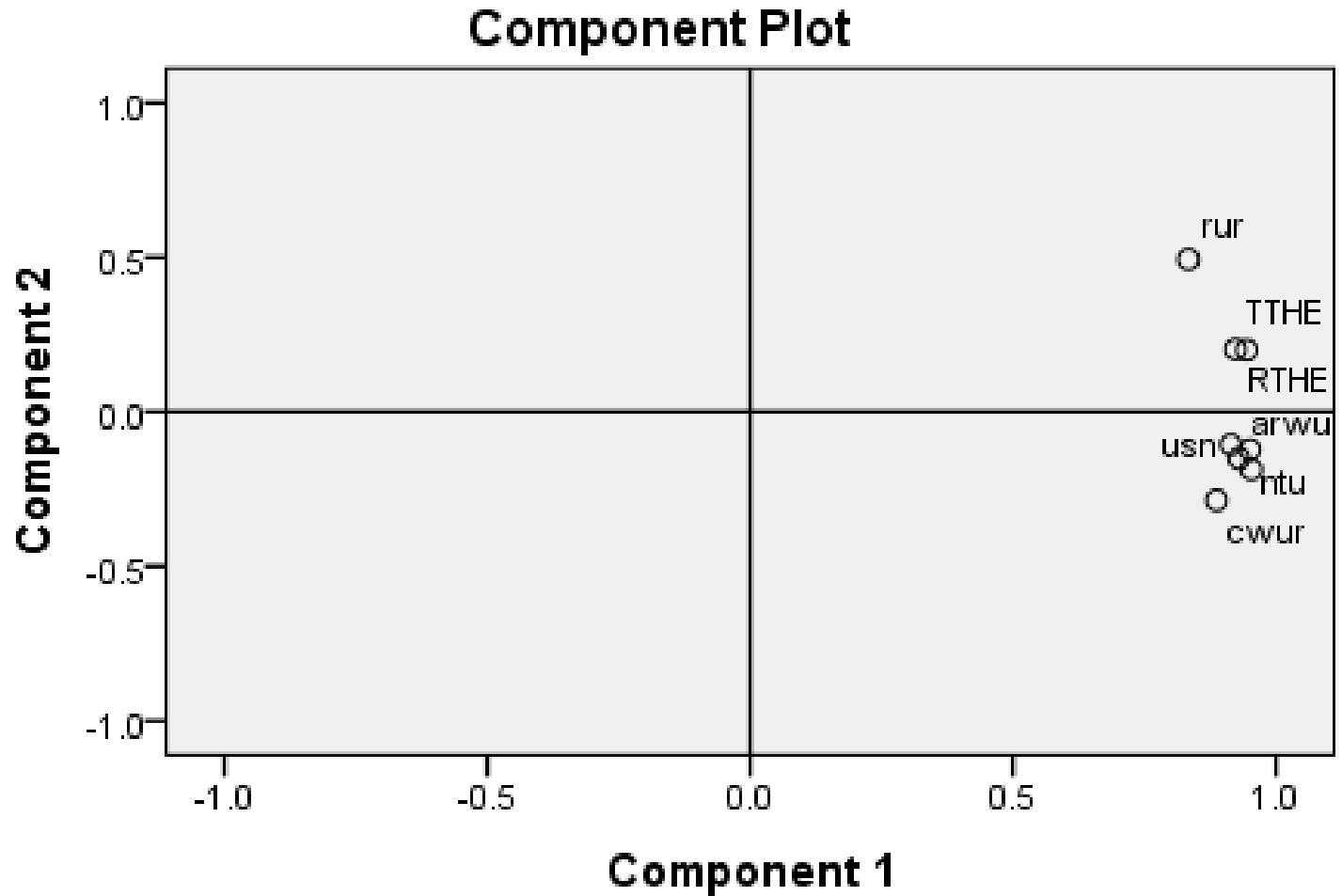
Tot Var Expl (%)		Cumul	Rotated pca			
1	7.86	78.6	78.6	4.88	48.8	48.8
2	0.95	9.5	88.2	3.94	39.4	88.2
3	0.43	4.3	92.3			
4	0.29	2.9	95.2			

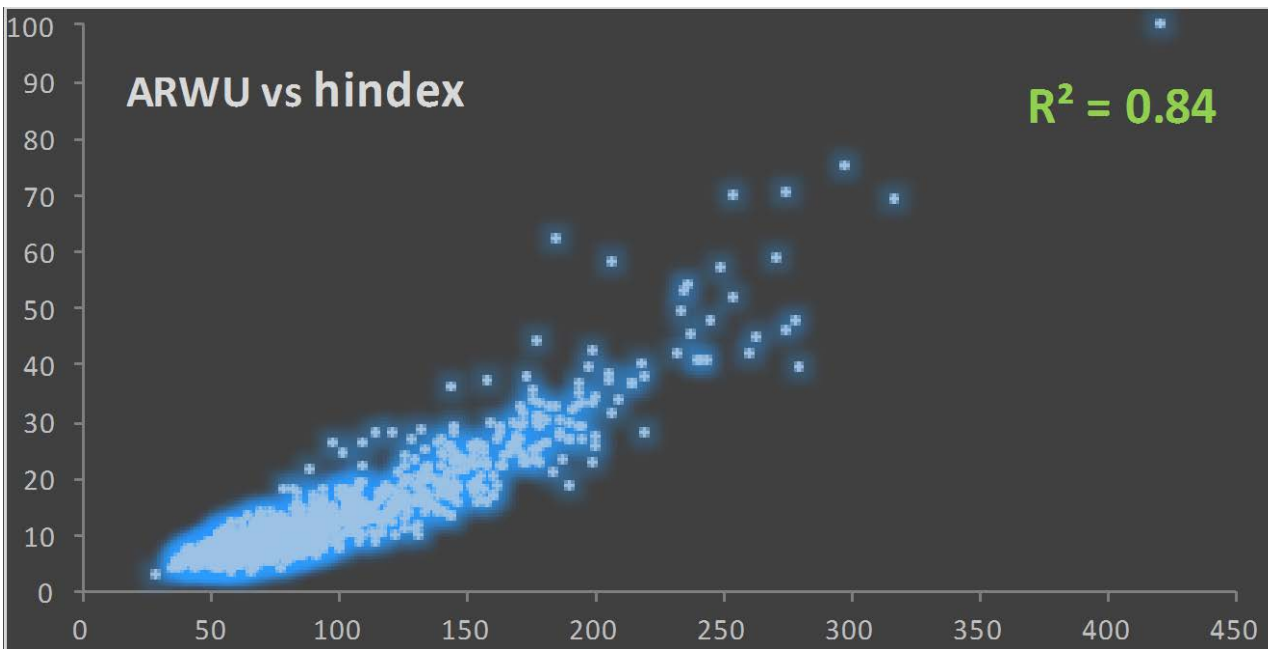
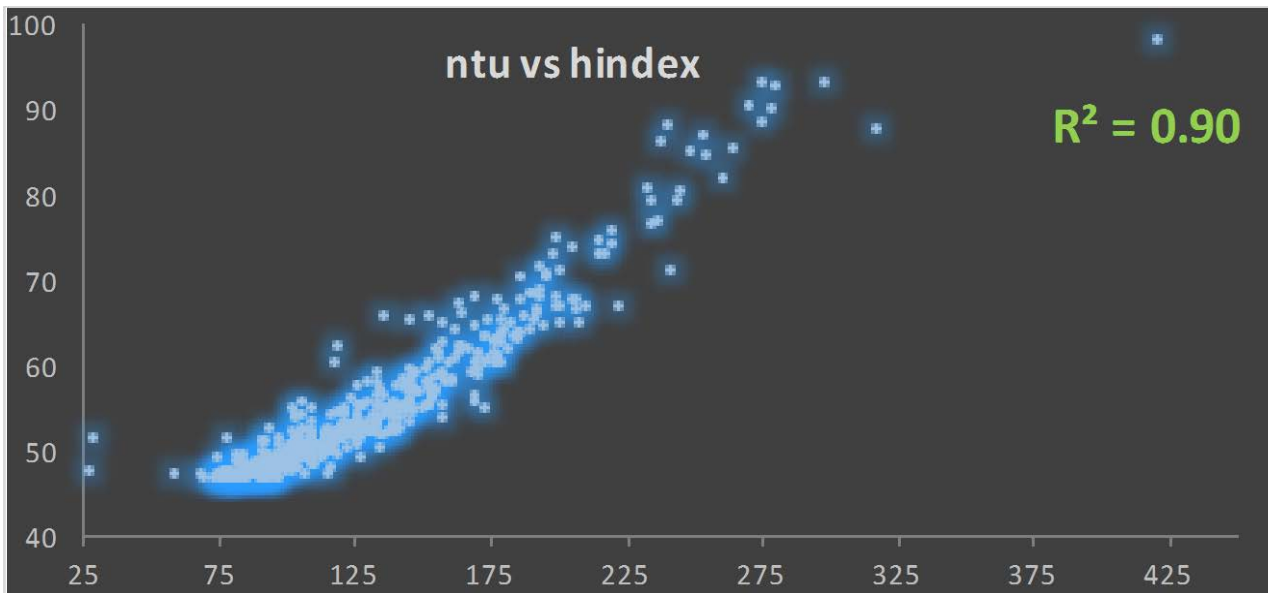
Extraction Method: PCA

Fiducial Analysis: adding Leiden size-dependent and size-independent variables



What ever happened to the teaching dimension

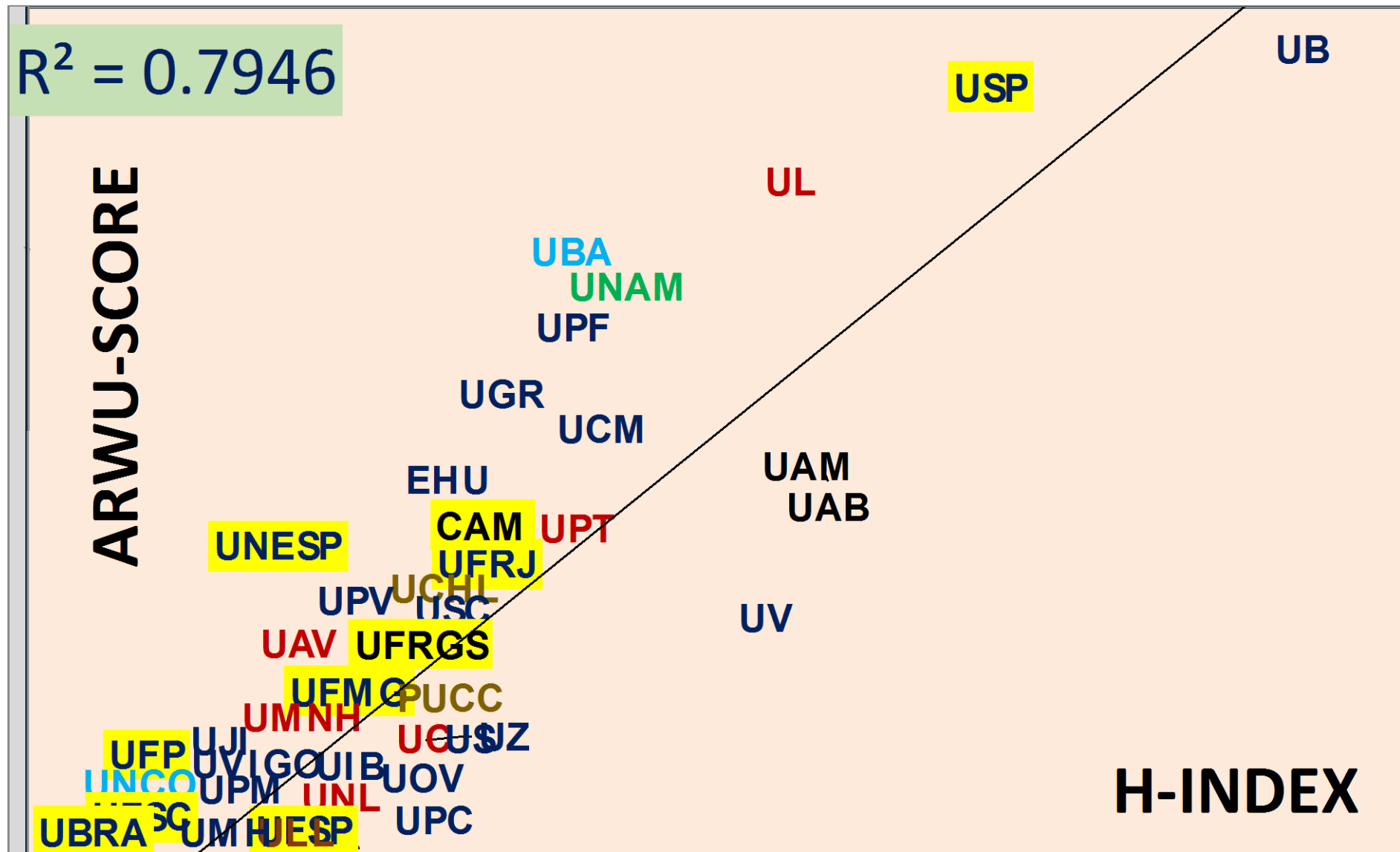




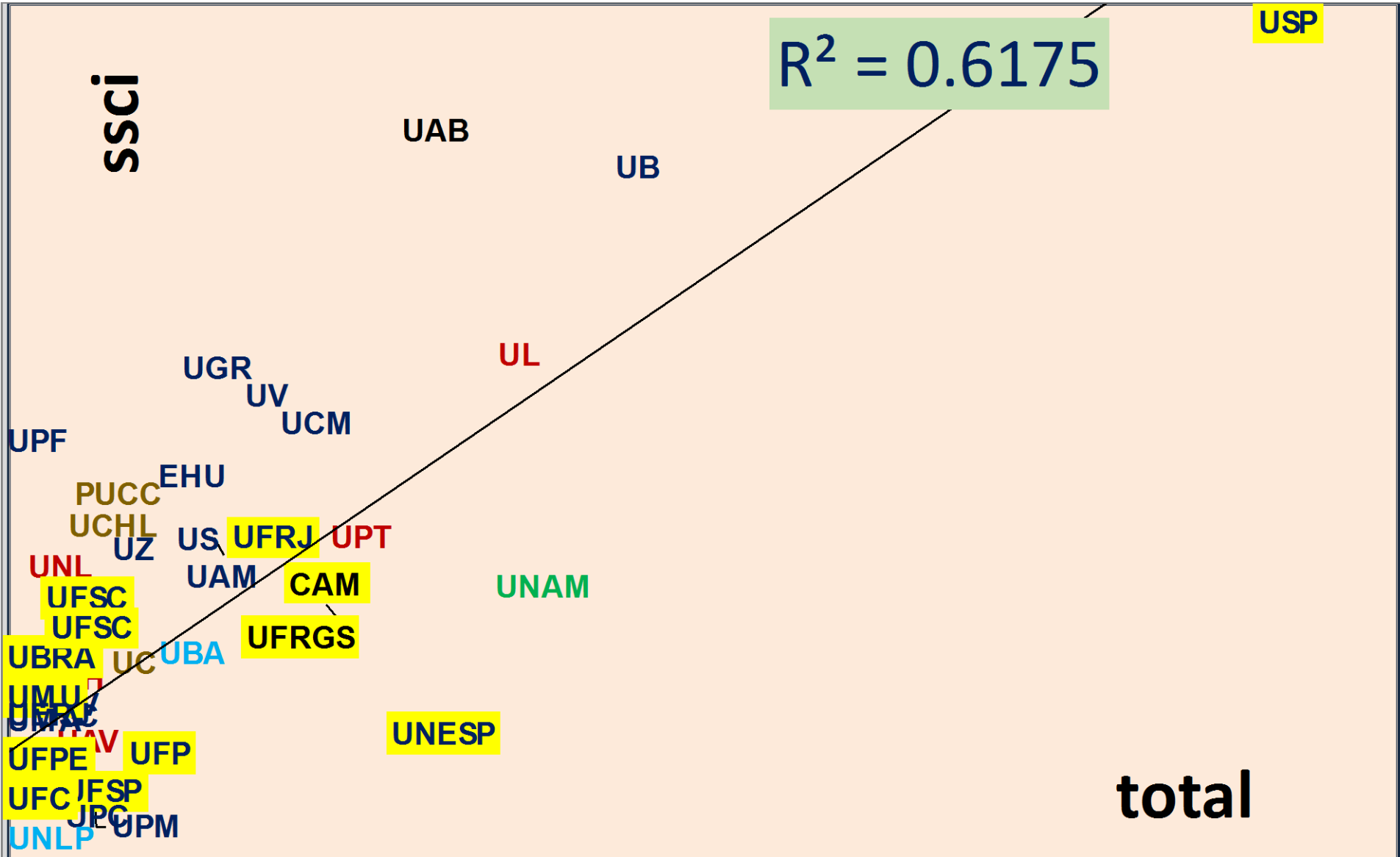
Para responsables universitarios

- **La dimension investigadora es la componente principal (y única) del conjunto de clasificaciones internacionales.**
- **De extender a dos components rotadas, una apuntaría cuenta de la cantidad y otra a la calidad de la producción investigadora**
- **La mejor dirección (para estar adecuadamente “indexado” en los rankings) es hacer (seguir haciendo) un buen trabajo investigador.**

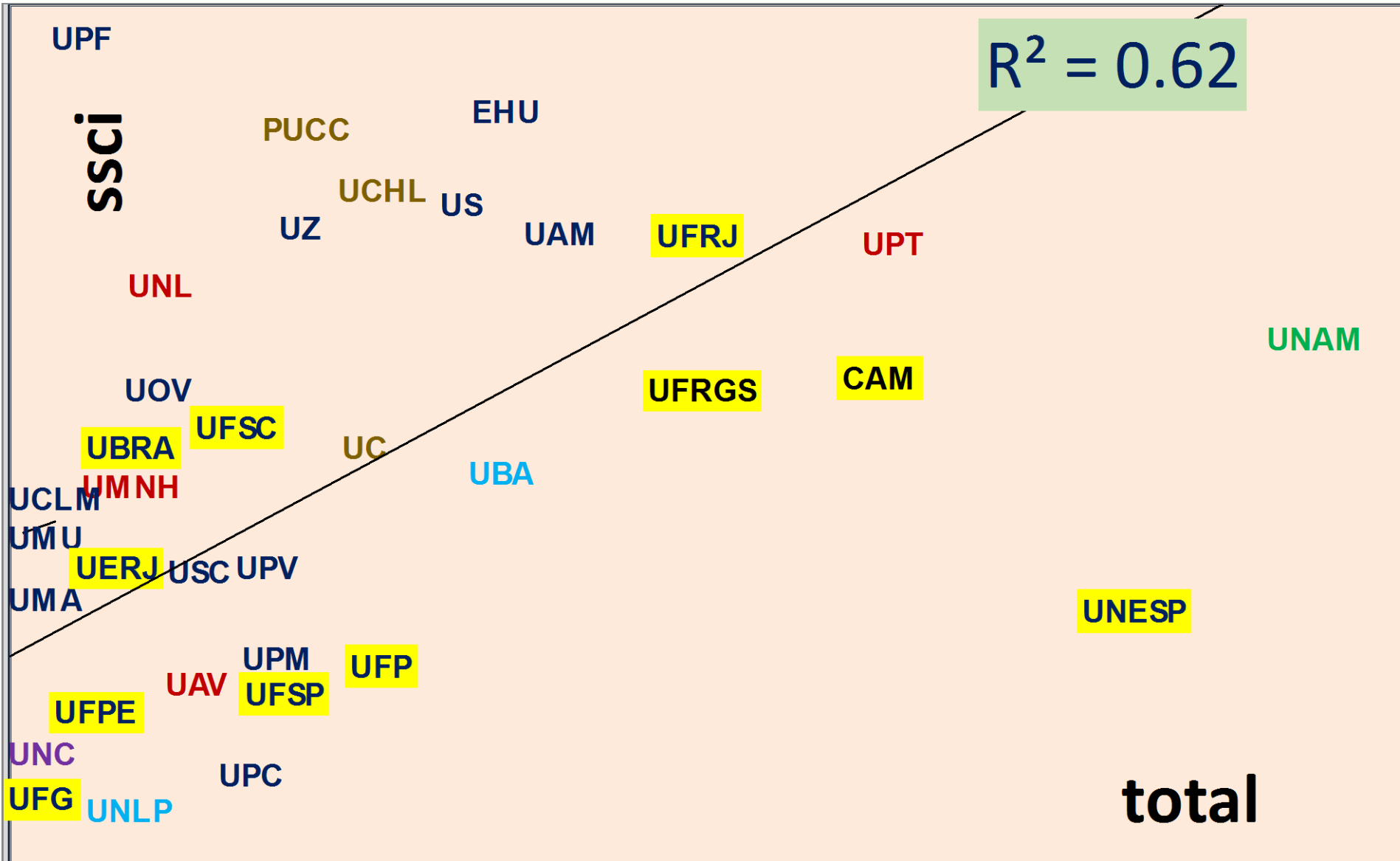
Puntuación ARWU 2018/H INDEX



Social Science/Total scientific Production

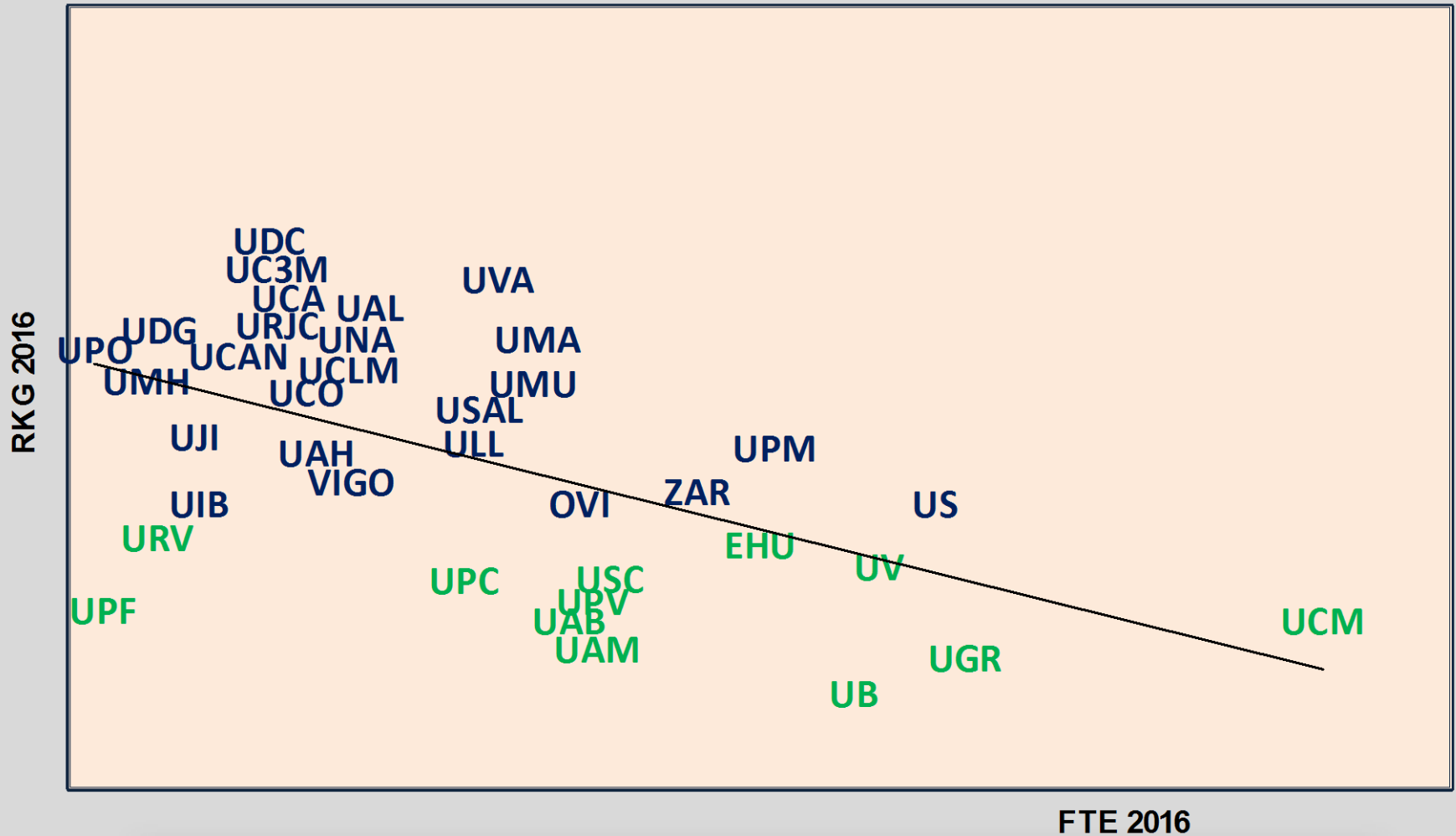


Social Science/Total scientific Production (2)



Posición ARWU/NUMBER OF FACULTY

Posición ARWU 2016 y FTE



2017 SHANGHAI RANKING'S GLOBAL RANKING OF ACADEMIC SUBJECTS

NATURAL SCIENCES

Mathematics Physics
Chemistry Earth Sciences
Geography Ecology

LIFE SCIENCES

Biological Sciences
Human Biological Sciences
Agricultural Sciences
Veterinary Sciences

MEDICAL SCIENCES

Clinical Medicine
Public Health
Dentistry & Oral Sciences
Nursing Medical Technology
Pharmacy & Pharmaceutical Sciences

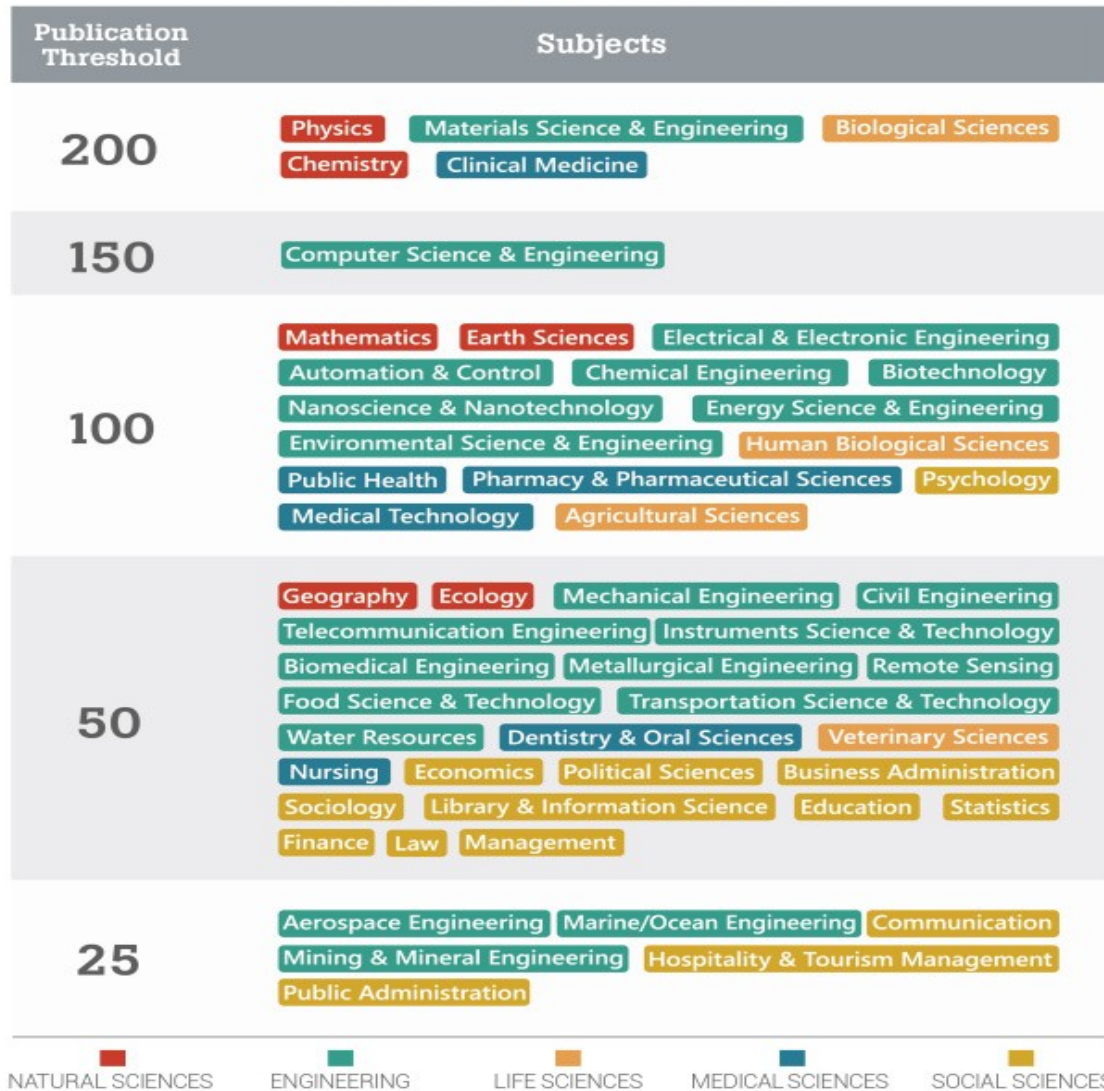
ENGINEERING

Mechanical Engineering Electrical & Electronic Engineering
Automation & Control Telecommunication Engineering
Instruments Science & Technology Biomedical Engineering
Computer Science & Engineering Civil Engineering
Chemical Engineering Materials Science & Engineering
Nanoscience & Nanotechnology Energy Science & Engineering
Environmental Science & Engineering Water Resources
Food Science & Technology Biotechnology
Aerospace Engineering Marine/Ocean Engineering
Transportation Science & Technology Remote Sensing
Mining & Mineral Engineering Metallurgical Engineering

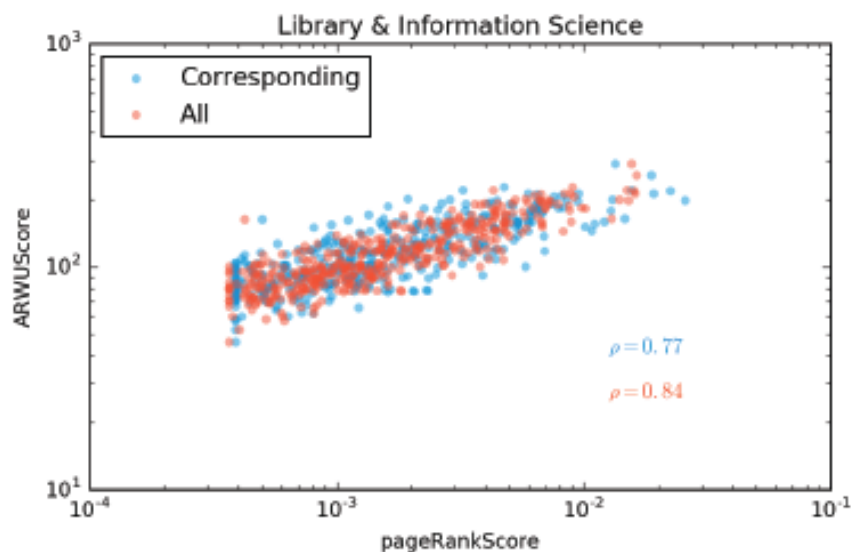
SOCIAL SCIENCES

Economics Statistics Law Political Sciences Sociology
Education Communication Psychology
Business Administration Finance Management
Public Administration Hospitality & Tourism Management
Library & Information Science

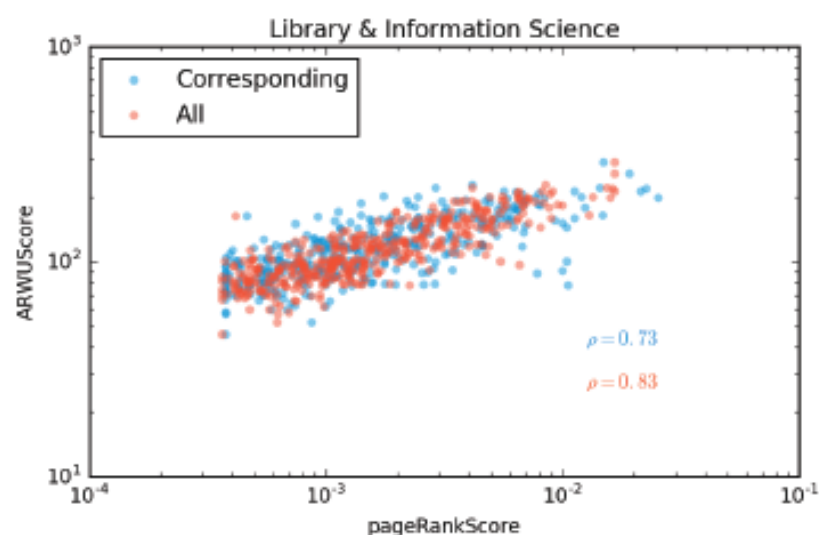
2017 SHANGHAIRANKING'S
GLOBAL RANKING OF ACADEMIC SUBJECTS
PUBLICATION THRESHOLD



Excluding self-citations



Including self-citations



Authors:

Domingo Docampo **Universidade de Vigo**

Francesco A. Massucci **SIRIS**
Information Systems Research Institute

Source: Clarivate analytics, specifically provided for this project

Information Science & Library Science (2017)

RANK	acr	ARWU DATA					INCITES RAW DATA				TOP
		PUB	CNCI	INT	TOP	score	PUB	CNCI	INT	TOP	PUB
11	UGR	78.6	54.5	55.0	57.2	207.9	163	1.01	23.3	57	35%
42	UC3M	69.1	49.7	67.4	42.2	177.4	125	0.85	35.2	31	25%
72	UPV	52.1	66.2	61.8	39.4	156.8	71	1.71	29.6	27	38%
113	UB	54.5	43.6	54.8	26.3	135.3	78	0.67	23.1	12	15%
118	USP	53.4	36.9	49.2	29.4	132.9	75	0.48	18.7	15	20%
124	UCM	54.5	34.5	48.3	24.0	127.8	78	0.42	18.0	10	13%
131	UV	44.0	46.4	42.2	28.4	121.8	51	0.76	13.7	14	27%
132	UFMG	54.1	28.2	36.7	20.1	119.0	77	0.28	10.4	7	9%
133	UNAM	55.5	20.6	35.8	21.4	118.5	81	0.15	9.9	8	10%

Segunda conclusión

- **Las decisiones informadas precisan de la comparación con modelos de referencia.**
- **Se puede utilizar la información que aportan las clasificaciones e índices bibliométricos, como herramientas de benchmarking.**
- **Dicho esto, recordemos que hay mucha vida fuera de la bibliometría...**

PARA SABER ALGO MÁS

Thursday workshop: **Utilizar la herramienta INCITES para reproducir los indicadores del Shanghai Subject Academic Ranking.**

Bibliografía

https://www.researchgate.net/profile/Domingo_Docampo